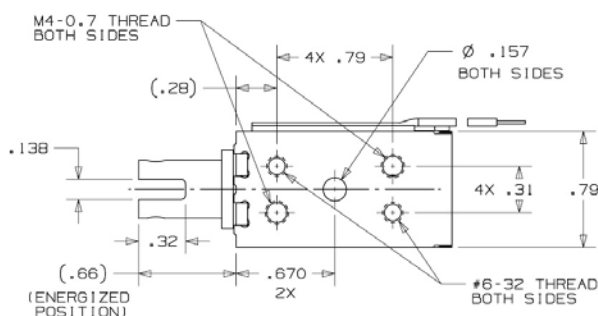
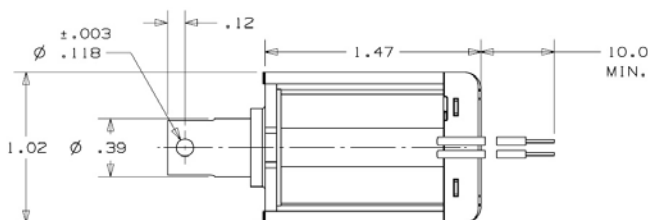
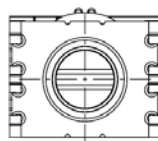


Model B14HD

DC Pull Box Frame Solenoid

Size: 1.46" L x 0.79" W x 1.02" H

ALL PRODUCTS ARE RoHS COMPLIANT



Solenoid shown energized with plunger fully seated

Part No.	Duty Cycle	Voltage	Resistance (Ω) $\pm 5\%$	Max On Time	Power (W)	Current (A)
B14HD-257-B-4	Intermittent	12 VDC	7.0	27 Secs	20.6	1.72
B14HD-254-B-4	Continuous	12 VDC	27.5	∞	5.5	0.44
B14HD-254-B-4	Intermittent	24 VDC	27.5	27 Secs	20.9	0.87
B14HD-253-B-4	Continuous	24 VDC	110.2	∞	5.5	0.22

Continuous Duty = 100% "On" Time

Intermittent Duty = 25% "On" Time

When ordering please refer to Part No. as listed above

Please consult factory for custom configurations

Stroke (in.)	Typical Pull Force (oz.)								Holding Force (oz.)
	0.050	0.060	0.080	0.100	0.125	0.250	0.375	0.500	
Continuous Duty	24.0	22.4	16.0	12.8	11.2	4.8	2.4	1.6	102.1
Intermittent Duty	59.2	55.2	48.0	44.8	41.6	24.8	12.8	8.0	N/A

Additional Specifications:

Dielectric Strength: 1000 VRMS

Recommended Heat Sink: All force values shown are with no heat sink and 20°C ambient temperature

Coil Insulation: Class "B" - 130°C max temperature

Total Unit Weight: 3.47 oz. / 98.4 g

Plunger Weight: 0.56 oz. / 24.4 g



Mouser Electronics

Authorized Distributor

Click to View Pricing, Inventory, Delivery & Lifecycle Information:

[Johnson Electric:](#)

[B14HD-253-B-4](#) [B14HD-257-B-4](#) [B14HD-254-B-4](#)