

Accessories Ordering Schemes

Panel Hole Plug

Threaded insert A & B-Series hole plugs are available in gloss finish. Snap-In A & B-Series hole plugs are available in matte finish.

Sample Part Number **8 M 1 - C - 1 2**

Selection 1 2 3 4 6 7



1. ACCESSORY CODE

8

2. SERIES

A A & B-Series
C C & D-Series
M M-Series

3. POLES

1 One Pole
A, B, C & D-Series Front Panel Snap-In Only
2 Multi-Pole Inner
3 Multi-Pole Outer

4. ACCESSORY TYPE

C Panel Hole Plug

5. ACTUATOR TYPE & MOUNTING STYLE

	Actuator Type	Mounting Style
1	M-Series Rocker	Front Panel Snap-In
2	A & B-Series Rocker	6-32 Threaded Insert
3	A & B-Series Rocker	ISO M3 Threaded Insert
6	C & D-Series Handle	6-32 Threaded Insert
7	C & D-Series Handle	ISO M3 Threaded Insert
8	A, B, C & D-Series Handle	Front Panel Snap-In

6. COLOR

1 White (M-Series only)
2 Black
7 Gray (M-Series only)

7. FINISH


1 Matte
2 Gloss (A & B-Series only)

A & B-Series PCB Socket

The PCB socket is available with the A-Series Handle, DC up to 30 amps; A-Series Rocker, AC/DC up to 30 amps, and B-Series handle, AC/DC up to 30 amps.

Sample Part Number **8 A 1 - 1 2 1**

Selection 1 2 3 4 5 6



1.ACCESSORY CODE

8

2. SERIES

A A & B-Series

3. POLES

1 One Pole

4. INTERFACE WITH AUXILIARY SWITCH

1 Yes
2 No

5. AUXILIARY SWITCH TERMINAL TYPE

1 TAB, 0.110 Inches (Symmetrical terminal spacings)
3 None

6. COLOR

B Black

Accessories Ordering Schemes

C-Series with Push-In Stud Terminals Removal Tool


Sample Part Number

8C1-X0-08-639

Selection

1

1. PART NUMBER	
8C1-X0-08-639	Removal Tool for 6-32 inserts
8C1-X0-09-593	Removal Tool for M3 inserts



C & E-Series Power Selector

The number of lockout sliding handles provided is one less than the number of sections specified, allowing one section to be live at a time.

Sample Part Number

8

E

6

-

B

-

C

3

1

Selection

1

2


3

4

5

6

7



1.ACCESSORY CODE	
8	
2. SERIES	
C	C & D-Series
E	E-Series
3. POLES	
4	4 Poles
6	6 Poles
9	9 Poles (only available on E-Series)
4. ACCESSORY TYPE	
B	Power Lockout Kit

5. SECTIONS & POLES PER SECTION		
	Number of Sections	Poles Per Section
B	Two	Two
C	Two	Three
F	Three	Two
G	Three	Three

6. COLOR	
1	TAB, 0.110 Inches (Symmetrical terminal spacings)
3	None

7. STYLE	
1	Carling Logo

Mouser Electronics

Authorized Distributor

Click to View Pricing, Inventory, Delivery & Lifecycle Information:

[Carling Technologies:](#)

[8C4BB21](#) [8E6-B-C21](#)