

40 GHz Power Dividers and Directional Couplers

Midwest Microwave 40 GHz power dividers and directional couplers are small, lightweight, and ruggedly built. They cover a wide bandwidth of 6-40 GHz with low insertion loss and low VSWR. Directional couplers incorporate strip line design with high directivity. Power dividers use Wilkinson design for the lowest insertion loss and the highest isolation. Both, power dividers as well as directional couplers use 2.92mm female stainless-steel interface and are built in aluminum housing coated with gray paint.

Features

- 6-40 GHz bandwidth
- 2.92 mm stainless steel connectors
- Low VSWR, High Directivity/ Isolation
- 50 Ohms nominal impedance
- -55°C to +85°C operation



Part Number	Description
PWD-5536-02-29M-79	2.92mm Power Divider 2-way, Wilkinson-In Line, 6-40 GHz
PWD-5536-04-29M-79	2.92mm Power Divider 4-way, Wilkinson-In Line, 6-40 GHz
CPL-5536-10-29M-79	2.92mm Directional Coupler, 10 dB, 6-40 GHz
CPL-5536-20-29M-79	2.92mm Directional Coupler, 20 dB, 6-40 GHz

40 GHz Power Dividers and Directional Couplers Specifications

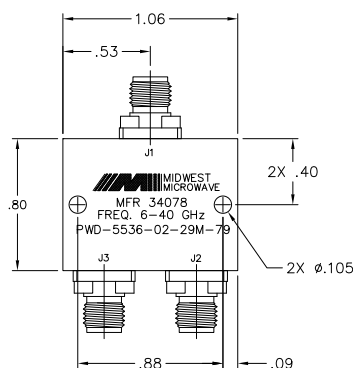


Electrical	PWD-5536-02-29M-79	PWD-5536-04-29M-79	CPL-5536-10-29M-79	CPL-5536-20-29M-79
Frequency Range, GHz	6 to 40	6 to 40	6 to 40	6 to 40
VSWR, (max)	1.8	1.8	1.9	1.9
Insertion Loss, dB (max)	1.8 + division loss	2.6 + division loss	1.5	1.3
Average Power, W (max)	30	30	20	20
Amplitude Balance, dB (max)	0.5	1	N/A	N/A
Phase Balance, ° (max)	8	14	N/A	N/A
Isolation, dB (min)	14.5	13	N/A	N/A
Nominal Coupling, dB	N/A	N/A	10	20
Coupling Accuracy, ±dB (max)	N/A	N/A	1.25	1.5
Frequency Sensitivity, ±dB (max)	N/A	N/A	0.65	0.5
Directivity, dB (min)	N/A	N/A	10	10

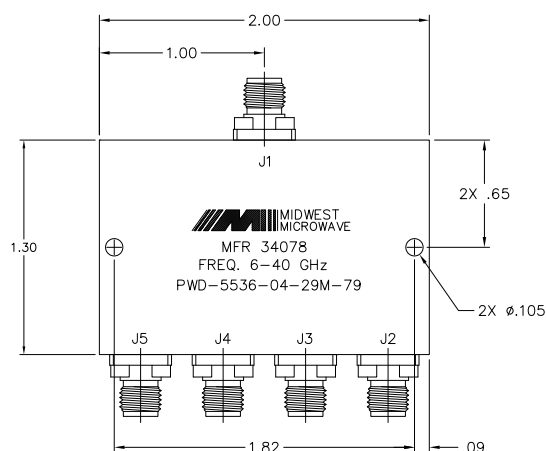
Mechanical & Environmental

Dimension, L x W x H, in (nom)	1.06 x 0.8 x 0.38	2 x 1.3 x 0.38	1.06 x 0.63 x 0.5	1.06 x 0.63 x 0.5
Weight, oz (nom)	0.8	2	1	1
Housing Material	Gray paint over RoHS compliant chemical conversion coated aluminum			
292 mm Female Connector Material	Housing passivated stainless-steel, contacts gold plated beryllium copper			
Operating Temperature, °C (nom)	-55°C to 85 °C			

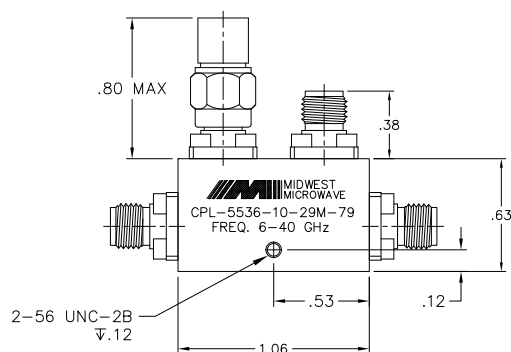
PWD-5536-02-29M-79



PWD-5536-04-29M-79



CPL-5536-10-29M-79 and CPL-5536-20-29M-79



Asia-Pacific
+86 21 5442 7668
ccs.asia.sales@as.cinch.com

Europe, Middle East
+44 (0) 1245 342060
CinchConnectivity@eu.cinch.com

North America
+1 507 833 8822
ccsorders@us.cinch.com
belfuse.com/cinch

Mouser Electronics

Authorized Distributor

Click to View Pricing, Inventory, Delivery & Lifecycle Information:

Cinch Connectivity Solutions:

[CPL-5536-10-29M-79](#) [PWD-5536-02-29M-79](#) [PWD-5536-04-29M-79](#) [CPL-5536-20-29M-79](#)