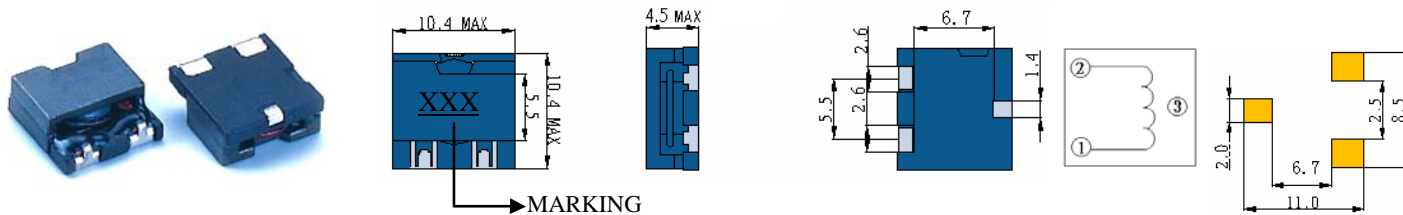


SCEP104S

SMD POWER INDUCTORS

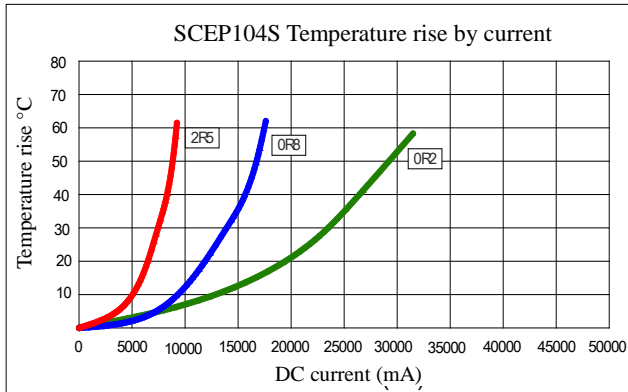
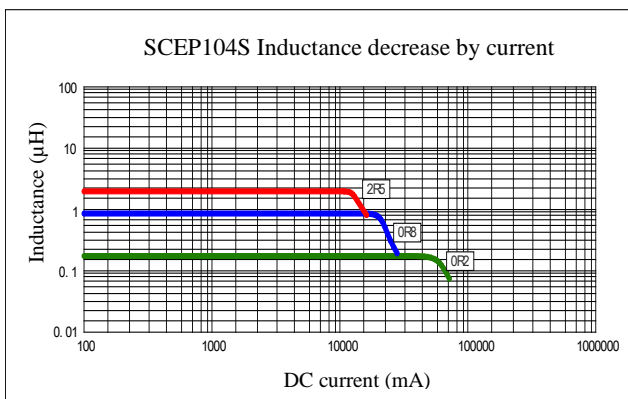


- Features
- 1 Excellent Power Density
- 2 Engineered to Provide High Efficiency



CHARACTERISTICS

Part Number	Inductance (uH) (1)	Test Frequency	DC Resistance (Ω MAX) (2)	Saturation Current (3) (A)	Temperature Current (4) (A)
SCEP104S-R22	0.22	100KHZ	2.6m	39.6	23.0
SCEP104S-R45	0.45	100KHZ	3.7m	27.6	17.0
SCEP104S-R80	0.8	100KHZ	5.9m	20.7	14.0
SCEP104S-1R3	1.3	100KHZ	11.8m	16.6	10.5
SCEP104S-1R8	1.8	100KHZ	18.6m	13.3	8.00
SCEP104S-2R5	2.5	100KHZ	21.8m	11.8	7.40



- (1). Inductance tolerance for 0.22uH: ±30%, for 0.45uH~2.5uH: ±20%. Tested at 0.25V, 0ADC and 25°C
- (2). DCR measured at 25°C.
- (3). The DC current at which the inductance decreases by 30% from its initial value.
- (4). The DC current that results in a 40°C temperature rise from 25°C ambient.

[Click here for QUANTITY PER REEL & PACKING INFORMATION](#)

Custom versions available upon request.

© 2019 Signal Transformer –Specification subject to change without notice. 12.19



128 Atlantic Avenue, Lynbrook, NY 11563
Toll Free 866-239-5777 • Tel 516-239-5777 • Fax 516-239-7208
Sales@signaltransformer.com • techhelp@signaltransformer.com

Mouser Electronics

Authorized Distributor

Click to View Pricing, Inventory, Delivery & Lifecycle Information:

[Bel:](#)

[SCEP104S-1R3](#) [SCEP104S-2R5](#) [SCEP104S-R45](#) [SCEP104S-R22](#) [SCEP104S-R80](#) [SCEP104S-1R8](#)