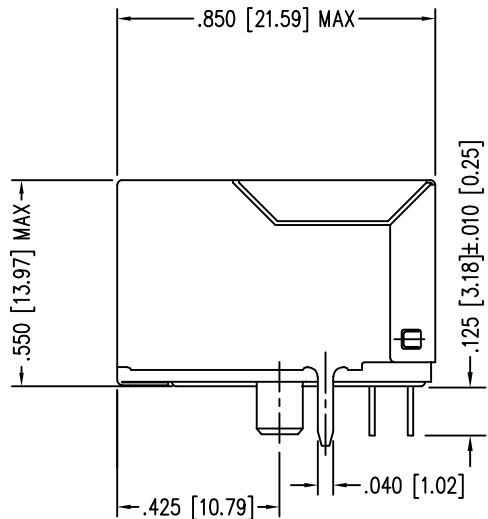
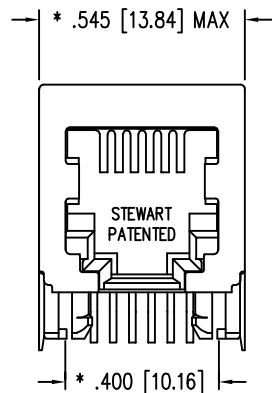
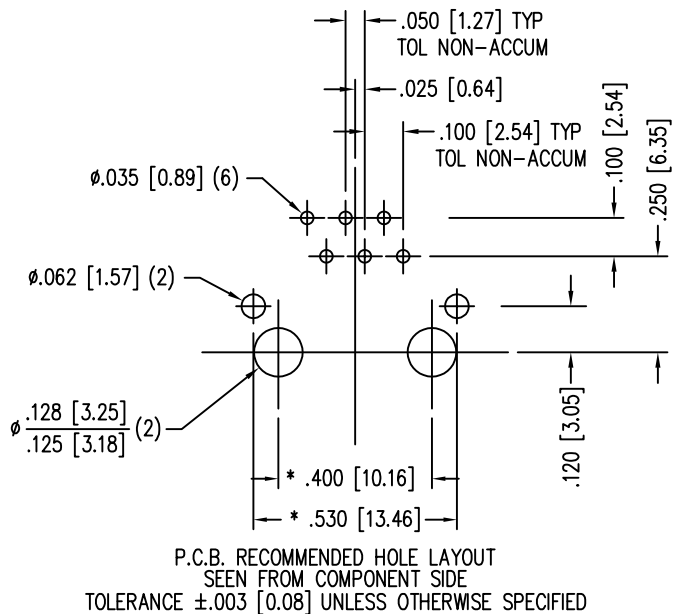


B



A



RoHS



1

DATE	REV	ECN	APP'D. BY
5/22/15	A4	10337	TRM
3-8-16	A5	10595	TRM
7-10-23	B0	12208	JE

- NOTES:
- CONNECTOR MATERIALS:  
HOUSING: THERMOPLASTIC UL94 V-0  
CONTACTS/SHIELD: COPPER ALLOY  
SHIELD PLATING: NICKEL OR TIN  
CONTACT PLATING: SELECTIVE GOLD IN CONTACT AREA  
SEE CHART FOR PART NUMBER
  - FOR PRODUCT SPECIFICATIONS SEE PR022-01.
  - DIMENSIONS AND TOLERANCES COMPLY WITH TIA-1096 STANDARD.

30 MICRO-INCHES [0.76um]	SS-6466S-A-PG1
CONTACT PLATING IN MATING AREA	PART NUMBER

THIRD ANGLE PROJECTION 		 11118 Susquehanna Trail South Glen Rock, PA 17327-9199 (717) 235-7512 <a href="http://www.stewartconnector.com">http://www.stewartconnector.com</a>	
DO NOT SCALE DRAWING DRAWING IS SUBJECT TO CHANGE WITHOUT NOTICE		TITLE: EMI-RFI ONE PIECE SHIELDED, ESD GROUNDED, 6 X 6 JACK	
DIMENSIONS: INCHES [METRIC]		THIS DRAWING AND THE SUBJECT MATTER SHOWN THEREON ARE CONFIDENTIAL AND THE PROPRIETARY PROPERTY OF STEWART CONNECTOR AND SHALL NOT BE REPRODUCED, COPIED, OR USED IN ANY MANNER WITHOUT PRIOR WRITTEN CONSENT OF STEWART CONNECTOR. ONE OR MORE U.S. PATENTS MAY APPLY TO THIS PRODUCT. FOR DETAILS, PLEASE VISIT: <a href="http://BELFUSE.COM/STEWART/STEWART_PATENTS/">HTTP://BELFUSE.COM/STEWART/STEWART_PATENTS/</a>	
SHEET NO. 1 OF 1		DRN BY: KRL APPD BY: JM DWG NO. CT640176	DATE 1/30/06 DATE 1-30-06 REV. B0

1

AutoCAD

2

# Mouser Electronics

Authorized Distributor

Click to View Pricing, Inventory, Delivery & Lifecycle Information:

[Bel:](#)

[SS-6466S-A-PG1](#)