

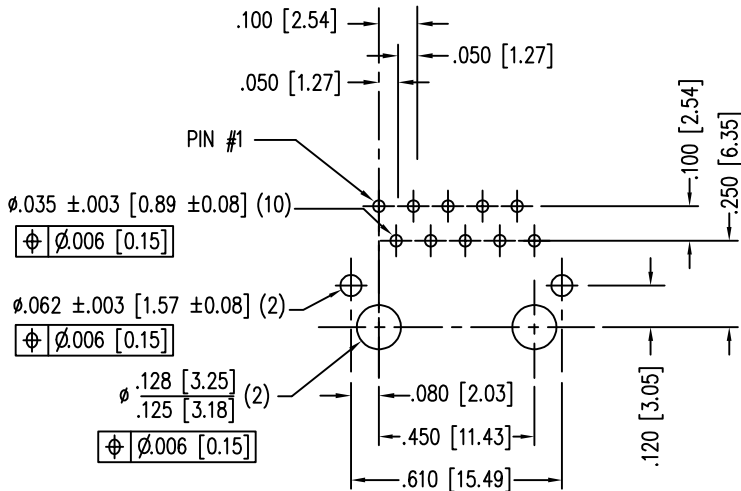
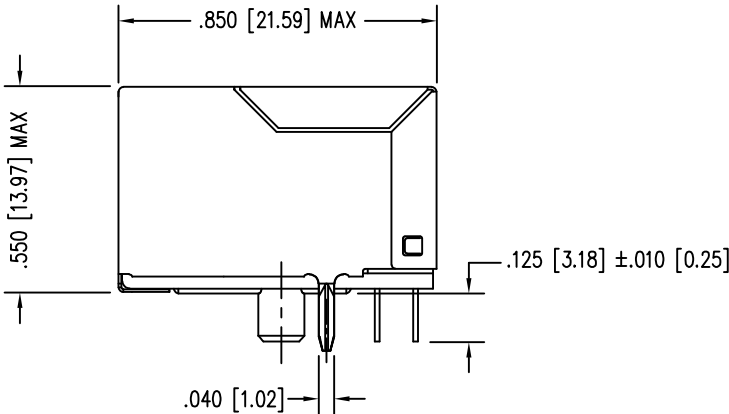
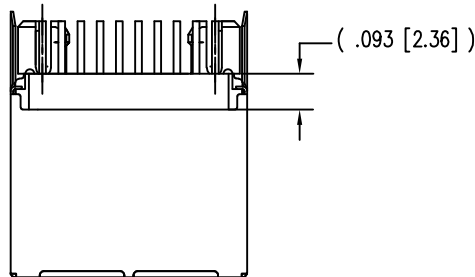
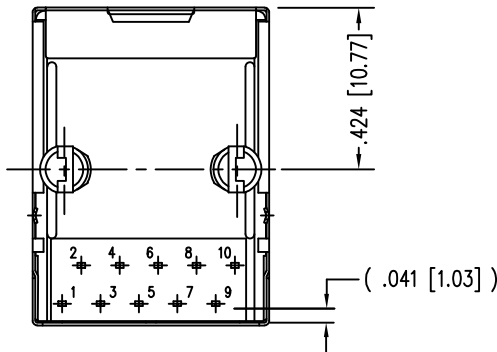
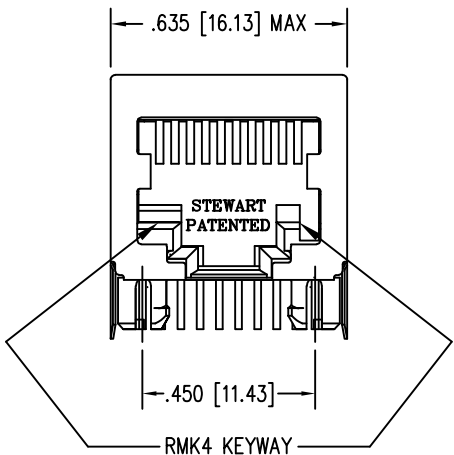
DATE	REV	ECN	APP'D. BY
1-13-15	A6	10185	TRM
3-8-16	A7	10591	TRM
7-10-23	B0	12210	JE

B

A

B

A

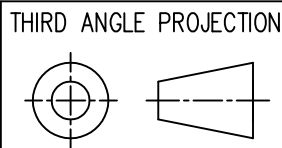


P.C.B. RECOMMENDED HOLE LAYOUT
SEEN FROM COMPONENT SIDE
ALL CENTERLINE DIMENSIONS ARE BASIC.

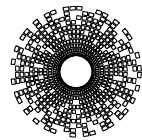
- NOTES:
- CONNECTOR MATERIALS:
HOUSING: THERMOPLASTIC UL94 V-0
CONTACTS/SHIELD: COPPER ALLOY
SHIELD PLATING: NICKEL OR TIN
CONTACT PLATING: SELECTIVE GOLD IN CONTACT AREA
SEE CHART FOR PART NUMBER
 - DIMENSIONS AND TOLERANCES COMPLY WITH TIA-1096 STANDARD.
 - FOR PRODUCT SPECIFICATIONS SEE PR022-01

30 MICRO-INCHES [0.76um]	SS-641010S-A-NF-RMK4
CONTACT PLATING IN MATING AREA	PART NUMBER

RoHS



DO NOT SCALE DRAWING DRAWING IS SUBJECT TO CHANGE WITHOUT NOTICE
DIMENSIONS: INCHES [METRIC]
UNLESS OTHERWISE SPECIFIED TOLERANCES ARE ±.005 [0.13] ANGLES ARE ± 1°
SHEET NO. 1 OF 1



stewart
CONNECTOR
a bel group

11118 Susquehanna Trail South
Glen Rock, PA 17327-9199
(717) 235-7512

<http://www.stewartconnector.com>

TITLE: TEN CONTACT, TEN POSITION, SHIELDED JACK NON FLANGE, RMK4 KEYING OPTION			
DRN BY: SAK	DATE: 5-13-94		
APPD BY: JW	DATE: 9-23-94		
DWG NO. CT640010	REV. B0		

THIS DRAWING AND THE SUBJECT MATTER SHOWN THEREON
ARE CONFIDENTIAL AND THE PROPRIETARY PROPERTY OF
STEWART CONNECTOR AND SHALL NOT BE REPRODUCED,
COPIED, OR USED IN ANY MANNER WITHOUT PRIOR WRITTEN
CONSENT OF STEWART CONNECTOR. ONE OR MORE U.S. PATENTS
MAY APPLY TO THIS PRODUCT. FOR DETAILS, PLEASE
VISIT: [HTTP://BELFUSE.COM/STEWART/STEWART_PATENTS/](http://BELFUSE.COM/STEWART/STEWART_PATENTS/)

Mouser Electronics

Authorized Distributor

Click to View Pricing, Inventory, Delivery & Lifecycle Information:

[Bel:](#)

[SS-641010S-A-NF-RMK4](#)