

TABLE 1							
MODEL NUMBER	BAYONET SLEEVE				INTERMEDIATE CONTACT	CENTER CONTACT	TRK PLUG INTERFACE PER
	"A"	"B"	"C"	SLOTS			
PL455ACFLP-ZZZ	N/A - 4X 90°			4	PIN	SOCKET	SPC-09500-43-41
PL455ACPP-ZZZ	110°	125°	125°	3			
PL455ACRP-ZZZ	125°	125°	110°				
PL455ACWP-ZZZ	125°	110°	125°				
PL455ACFLS-ZZZ	N/A - 4X 90°			4	SOCKET	PIN	SPC-09500-43-40
PL455ACPS-ZZZ	110°	125°	125°	3			
PL455ACRS-ZZZ	125°	125°	110°				
PL455ACWS-ZZZ	125°	110°	125°				

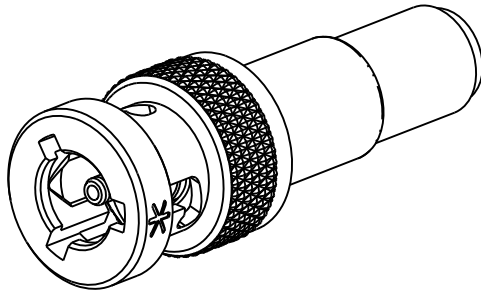
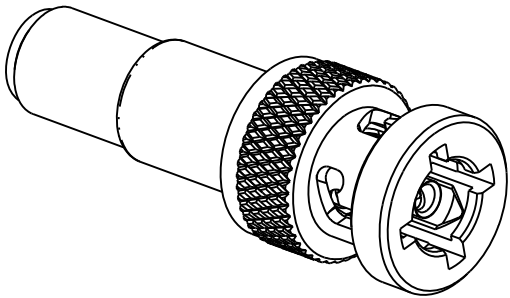


TABLE 2		
MODEL NUMBER	CABLES ACCOMMODATED	"D"
PL455ACXXY-201	M17/176-00002	.030
PL455ACXXY-202	TWC-78-1, TROMPETER	
PL455ACXXY-203	TWC-124-1A, TROMPETER	
PL455ACXXY-204	10602, RAYCHEM	
PL455ACXXY-205	TWAC-78-1F2, TROMPETER	
PL455ACXXY-206	782600130, RAYCHEM	.075
PL455ACXXY-208	202-3927, MICRODOT	
PL455ACXXY-209	202-3942, MICRODOT	.030
PL455ACXXY-212	2524E0114, RAYCHEM	
PL455ACXXY-217	GC875TM24H, GRUMMAN	
PL455ACXXY-218	EPD22188B, RAYCHEM	.075
PL455ACXXY-219	2526D1114, RAYCHEM	
PL455ACXXY-220	GC875RR1, GRUMMAN	.030
PL455ACXXY-221	10614, RAYCHEM	
PL455ACXXY-222	10613, RAYCHEM	
PL455ACXXY-223	HMS2-1149, HUGHES	

NOTES: UNLESS OTHERWISE SPECIFIED.

1. MATERIAL & FINISH:

- 1.1 BODY, COUPLING SLEEVE & CRIMP BUSHING:
NICKEL PLATED BRASS
- 1.2 INSULATOR: PTFE (TEFLON)
- 1.3 INTERMEDIATE CONTACT: GOLD PLATED BERYLLIUM COPPER
- 1.4 DIELECTRIC: PTFE (TEFLON)
- 1.5 CENTER CONTACT:
 - 1.5.1 PIN: GOLD PLATED BRASS
 - 1.5.2 SOCKET: GOLD PLATED BERYLLIUM COPPER
- 1.6 GASKET: SILICONE RUBBER

2. ELECTRICAL:

- 2.1 IMPEDANCE: NON-CONSTANT
- 2.2 SIGNALING: DIGITAL PER MIL-STD-1553

3. (.080) WIDE SLOT MARKED WITH AN ASTERISK ON THE O.D. OF 3-LUG BAYONET SLEEVES.

4. SEALING SLEEVE AND CRIMP BUSHING SUPPLIED LOOSE; NO SEALING SLEEVE SUPPLIED WITH -205 & -208

5. EXAMPLE OF COMPLETE MODEL NUMBER:

PL455AC XX Y -ZZZ

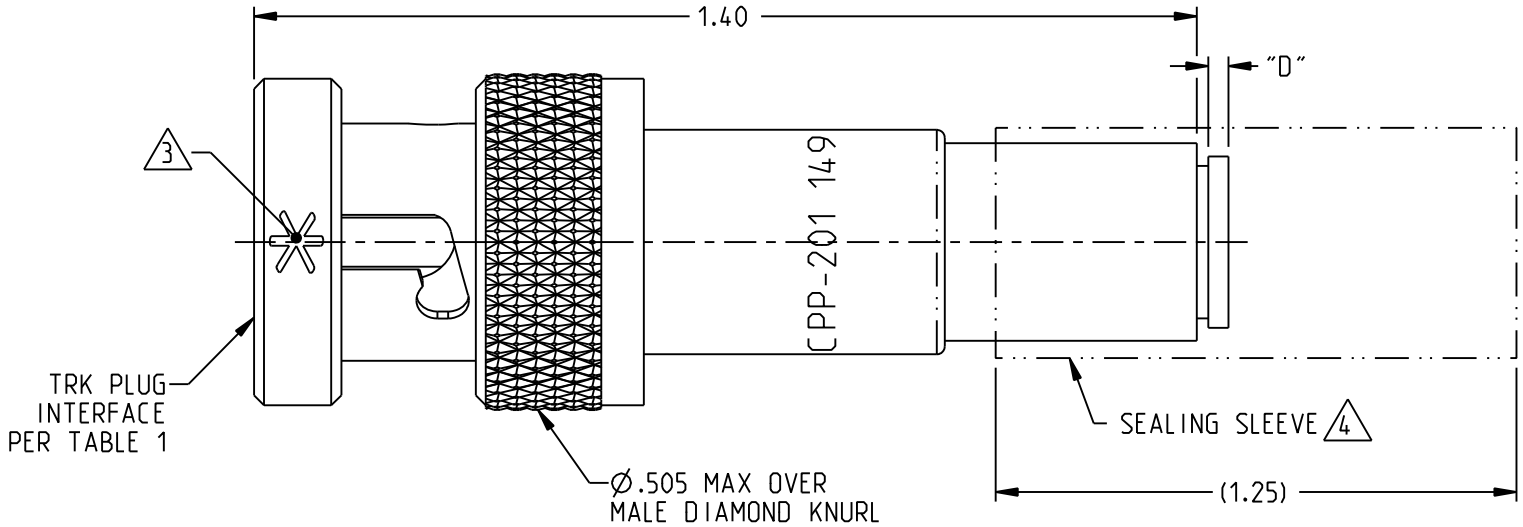
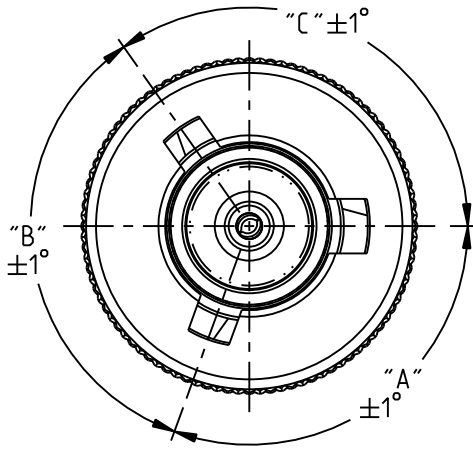
— BASIC MODEL NO.

— CABLE GROUP (SEE TABLE 2)

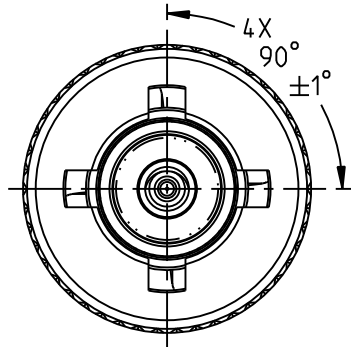
— CENTER & INTERMEDIATE CONTACT TYPE (SEE TABLE 1)

— LUG POLARIZATION (SEE TABLE 1)



6. ASSEMBLE PER TAI-162.



PL455ACPP-201 SHOWN



PL455ACFLS-201 SHOWN

 <small>NOTICE: The information in this drawing is PROPRIETARY and must not be used without the permission of Cinch Connectivity Solutions. It may contain data whose export is restricted. Verify status prior to exporting. INTERPRET DRAWING IN ACCORDANCE WITH ASME Y14.5-2018</small>		TROMPETER			
	RoHS2 <input checked="" type="checkbox"/> 2011/65/EU <small>UNLESS OTHERWISE SPECIFIED UNITS: INCH</small> ..XX ±.02 ..XXX ±.010 ANGLES ±2°	Title: TRK SERIES CABLE PLUG, TOOL CRIMP, PIN/SOCKET OR SOCKET/PIN			
		Model No. PL455ACXXY-ZZZ			
		Size B	DO NOT SCALE DRAWING	Date: 4/29/2022	Sheet 1 OF 1

Mouser Electronics

Authorized Distributor

Click to View Pricing, Inventory, Delivery & Lifecycle Information:

[Cinch Connectivity Solutions:](#)

[PL455ACWP-201](#)