

# RED INDICATES ORIGINAL

DWG  
SIZE  
C

DATA CONTAINED IN THIS DOCUMENT IS  
PROPRIETARY TO TROMPETER ELECTRONICS INC.  
AND SHALL NOT BE DISCLOSED, COPIED OR USED  
FOR REPRODUCTION OR MANUFACTURE WITHOUT  
EXPRESS WRITTEN PERMISSION.

REVISIONS			310-0064	SH 1
REV	ED	DESCRIPTION	DWN	APPROVED
J	11580	CHANGED "A" DIMENSION FROM: 1.46 TO 1.43; SEE ECO	DKC	<i>Bm</i> <i>Law</i>
				7/19/92

TABLE 1			
DASH NO	MODEL NO	CENTER CONTACT/ INTMD CONTACT TYPE	FIG NO
-1	PL455ACFLP	SOCKET/PIN	1
-2	PL455ACFLS	PIN/SOCKET	
-3	PL455ACPP	SOCKET/PIN	2
-4	PL455ACPS	PIN/SOCKET	
-5	PL455ACRP	SOCKET/PIN	3
-6	PL455ACRS	PIN/SOCKET	
-7	PL455ACWP	SOCKET/PIN	4
-8	PL455ACWS	PIN/SOCKET	

TABLE 2				
CABLE GROUP NO	CABLES ACCOMMODATED	A DIM	B DIA	C HEX
-201	M17/176-00002			
-202	TWC-78-1, TROMPETER			
-203	TWC-124-1A, TROMPETER			
-204	10602, RAYCHEM			
-205	TWAC-78-1F2, TROMPETER			
-206	782600130, RAYCHEM			
-208	202-3927, MICRODOT			
-209	202-3942, MICRODOT			
-212	2524E0114, RAYCHEM	1.43	.334	.255
-217	GCB75TM24H GRUMMAN			
-218	EPD22189B, RAYCHEM			
-219	252501114, RAYCHEM			
-220	GCB75RR1, GRUMMAN			
-221	10614, RAYCHEM			
-222	10613, RAYCHEM			
-223	HMS2-1149, HUGHES			

INCH	MM
.005	0.13
.03	0.76
.062	1.65
.067	1.70
.080	2.03
.255	6.48
.334	8.48
.500	12.70
1.25	31.75
1.46	37.08

FIG 1

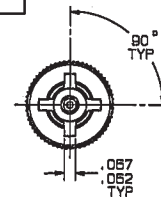


FIG 2

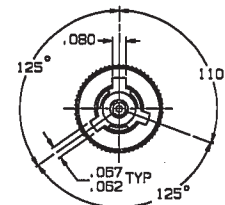


FIG 3

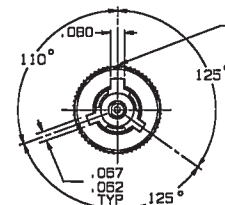
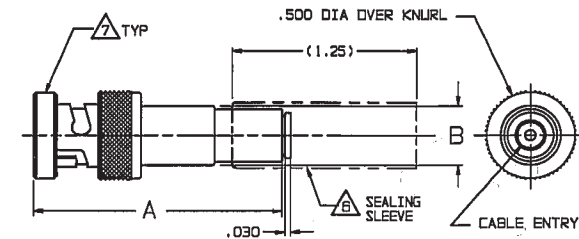
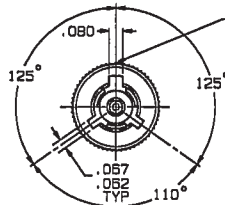


FIG 4



-3-221 SHOWN



△ THE ONE WIDE (.080) SLOT LOCATION IS SHOWN BY A GREEN ASTERISK ON THE O.D. OF THE BAYNET SLEEVE GUARD-RING FOR -3 AND SUBSEQUENT DASH NUMBERS

△ SEALING SLEEVE & CRIMP BUSHING SUPPLIED LOOSE WITH EACH CONNECTOR EXCEPT NOT USED ON -205, -208 & -223

5. EXAMPLE OF COMPLETE MODEL NO:

PL455AC W P - 201  
 BASIC MODEL NO (SEE TABLE 1) CABLE GROUP NO (SEE TABLE 2)  
 LUG POLARIZATION  
 FL = 4-LUG, FIG 1  
 P = 3-LUG, FIG 2  
 R = 3-LUG, FIG 3  
 W = 3-LUG, FIG 4  
 CENTER & INTERMEDIATE CONTACT TYPE (SEE TABLE 1)

4. EXAMPLE OF COMPLETE PART NO:

310-0064 -1 -201  
 BASIC PART NO DASH NO CABLE GROUP NO (SEE TABLE 2)  
 (LUG POLARIZATION, CENTER & INTERMEDIATE CONTACT TYPE; SEE TABLE 1)

3. CONCENTRIC TWINAX 4 PIECE ASSY, FULL CRIMP  
 CABLE PLUG, SOCKET CENTER  
 CONTACT AND PIN INTERMEDIATE CONTACT OR PIN CENTER  
 CONTACT AND SOCKET INTERMEDIATE CONTACT

2. FINISH: TFS-1U (500 HOURS SALT SPRAY; NICKEL)

1. ALL DIM ARE IN INCHES

QTY	DESCRIPTION	PART NUMBER	ITEM
TOL UNLESS SPECIFIED			
.XX ± .03			
.XXX ± .005			
.XXXX			
ANGLE ± 0° 30'			
DWN	DKC 4-1-BB	MATERIAL	CODE IDENT
CHK	<i>Bm</i> 7-1-92	14949	310-0064
ENGR			
APPR	<i>Law</i> 2/18/76	SCALE 2/1	DATE 5-21-87
NEXT ASSY		SHEET	1 OF 2

# Mouser Electronics

Authorized Distributor

Click to View Pricing, Inventory, Delivery & Lifecycle Information:

[Cinch Connectivity Solutions:](#)

[PL455ACFLS-221](#)