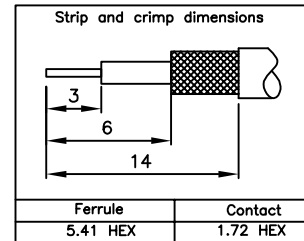
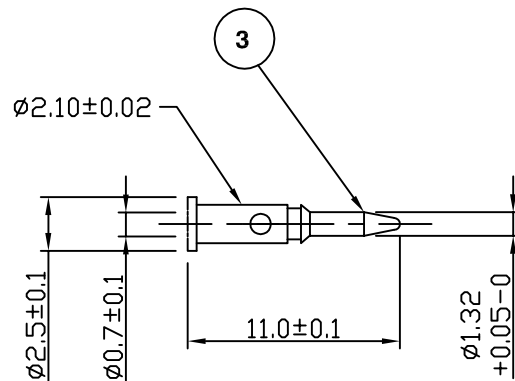
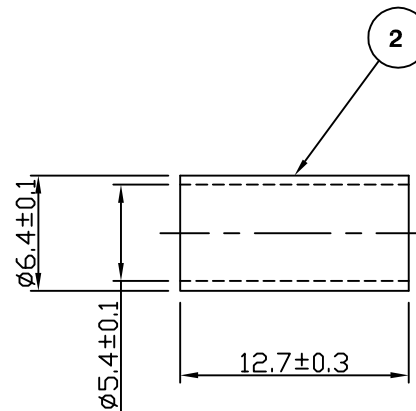
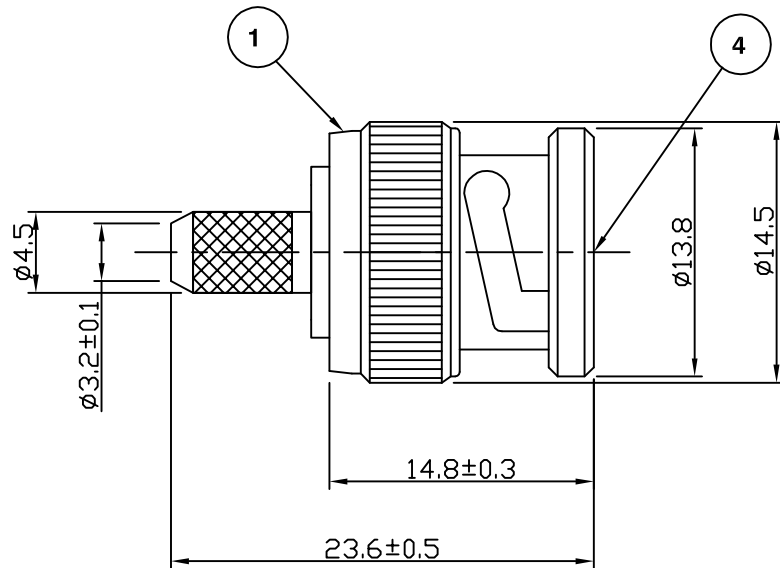


RoHS COMPLIANT



#### Electrical Characteristics

Nominal Impedance:	50 ohms
Frequency Range:	DC to 4 GHz
VSWR:	1.3:1 maximum
Insertion Loss:	0.2 dB at 3 GHz
Operating Voltage (rms):	500 V maximum at sea level
Dielectric Withstand Voltage (rms):	1500 V maximum at sea level
Contact Resistance:	1.5 milliohms maximum
Insulation Resistance:	5000 megohms minimum

#### Mechanical Characteristics

Mating Cycles:	500 cycles minimum
Interface Dimensions:	Conform to MIL-C-39012

#### Environmental Characteristics

Temperature Range:	-65 °C to +165 °C
--------------------	-------------------

PART	DESCRIPTION
1	Body Brass, nickel plated 2.54 µm
2	Ferrule Brass, nickel plated 2.54 µm
3	Pin Brass, gold plated 0.076 µm - 0.127 µm
4	Insulator PTFE

Drawing Update	JT	3	14 April 10
Measurements updated	KA	2	13 Aug 07
First Issue	SN	1	26 June 01
DESCRIPTION OF REVISION	APPVD	ISS	DATE

For stripping and assembly instructions see Drawing Number: VAIB1101



Cinch Connectivity Solutions  
7-13 Russel Way,  
Widford Industrial Estate,  
Chelmsford, Essex,  
CM1 3AA, UK.  
Tel: +44 (0) 1245 359515  
Fax: +44 (0) 1245 358938

SCALE: Not To Scale

DIMENSIONS: mm

TOLERANCES:  
± 0.2mm unless  
otherwise stated

DRAWN BY:

S Nash

CHECKED BY:

P Couzens

APPROVED BY:

P Couzens

DATE:

26 June 01

TITLE:

BNC Crimp Plug for  
LMR200-75

PART NUMBER:

**VB10-2053**

PAGE: 1 of 1

# Mouser Electronics

Authorized Distributor

Click to View Pricing, Inventory, Delivery & Lifecycle Information:

[Cinch Connectivity Solutions:](#)

[VB10-2053](#)