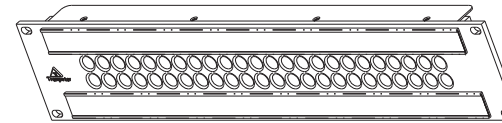
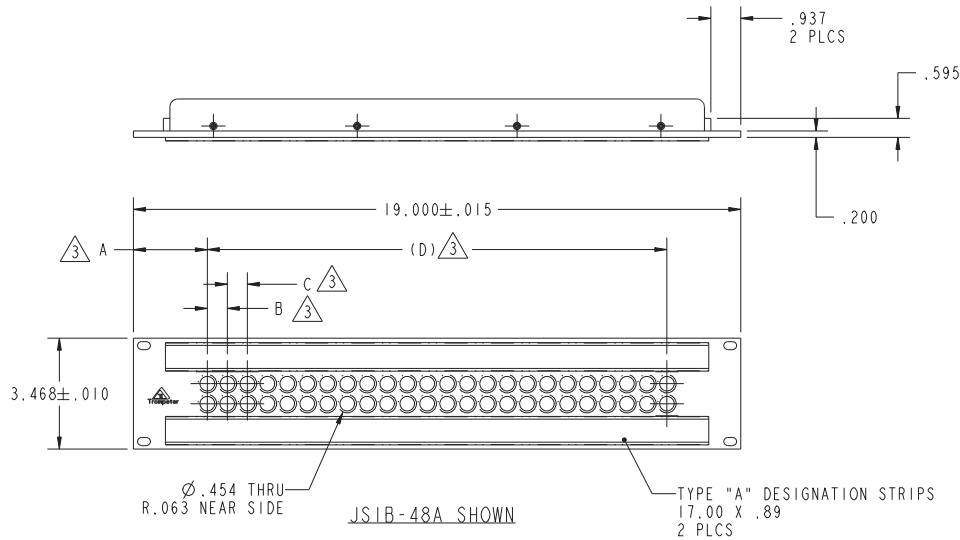


DATA CONTAINED IN THIS DOCUMENT IS PROPRIETARY TO EMERSON CONNECTIVITY SOLUTIONS AND SHALL NOT BE DISCLOSED, COPIED OR USED FOR PROMOTION OR MANUFACTURE WITHOUT EXPRESS WRITTEN PERMISSION

REVISIONS

REV	DESCRIPTIONS	DATE	APPROVED
L	ECO 52158	6/3/11	TSS



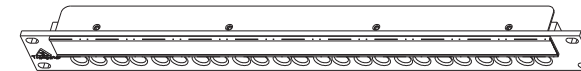
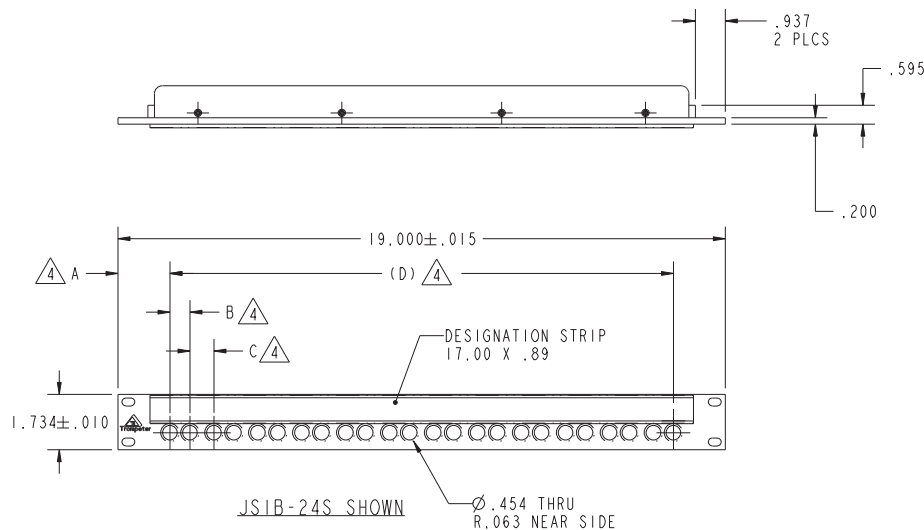
TIE BAR SHOWN

MODEL NO	NO OF HOLES	A DIM	B DIM	C DIM	(D) DIM
JSIB-24L	24	1.635	1.430	—	15.730
JSIB-32A	32	2.000	1.000	—	15.000
JSIB-40	40	1.615	.830	—	15.770
JSIB-48A	48	2.313	.625	—	14.375
JSIB-48	48	1.625	.625	0.750	15.750
JSIB-52	52	1.688	.625	—	15.625

TABLE 2

STD JACKS ACCOMMODATION

J24WHF, J24WTHF-75, J24W, J24WT-75, J15-N, J15W-N, J3, J3W, J3A, J3WA, J3D, J3WD, J3E-N, J3WE-N, J3C-N, J3WC-N, J5, J5W, J13-R, J13W-R, J13C-N-R, J13WC-N-R, J72, J72S-N, J72D, J14, J14W, J14C-N, J14WC-N, J14T-R, J14WT-R, J14M, J14MT-R, J14WMT-R, J14WM, J14A, J14WA, J214W/T-75



MODEL NO	NO OF HOLES	A DIM	B DIM	C DIM	(D) DIM
JSIB-24S	24	1.625	.625	.750	15.750
JSIB-26	26	1.688	.625	—	15.625

TABLE 4

STD JACKS ACCOMMODATION

J3, J3W, J3A, J3WA, J3D, J3WD, J3E-N, J3WE-N, J3C-N, J3WC-N, J5, J5W, J13-R, J13W-R, J13C-N-R, J13WC-N-R, J72, J72S-N, J72D,

4 SEE TABLE 3 FOR NUMBER OF HOLES AND SPACING

3 SEE TABLE 1 FOR NUMBER OF HOLES AND SPACING

2. PANELS PER EIA-310

1 MATERIAL: PANEL: BLACK ARBORON

5. EXAMPLE OF COMPLETE MODEL NUMBER:
JSIB-48TB/J214W

BASIC MODEL NUMBER

NUMBER OF HOLES
(SEE TABLES 1 OR 3)

JACK TYPE ONLY
IF REQUIRED
(SEE TABLE 2 OR 4)

TIE BAR (OPTIONAL)

NOTES: UNLESS OTHERWISE SPECIFIED.

1 INTERPRET DRAWING PER MIL-STD-100. DIMENSIONS ARE IN INCHES AND INCLUDE FINISH THICKNESS UNLESS OTHERWISE SPECIFIED.

TOL: UNLESS SPECIFIED.
.XX ± .01
.XXX ± .003
.XXXX ± .0010
ANGLE ± 1° 00'
CRITICAL



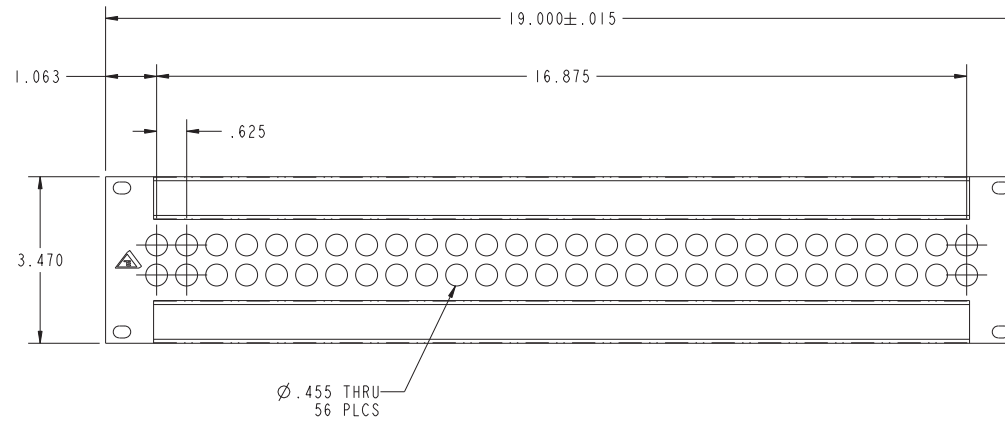
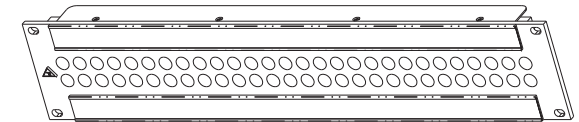
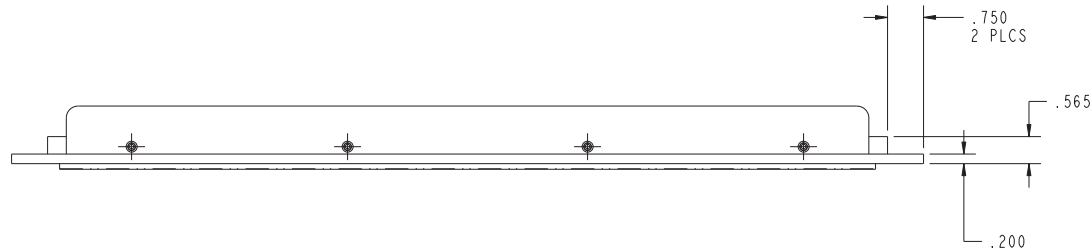
Cinch Connectivity Solutions
299 Johnson Ave. Ste. 100
Waseca, MN 56093
1-800-247-8256

DRN	BPK	6/3/11
CHK	TSS	6/6/11
QUALITY		
MANUF		
APPROVED		

MATERIAL:	
FINISH:	

TITLE:
JSIB BLACK

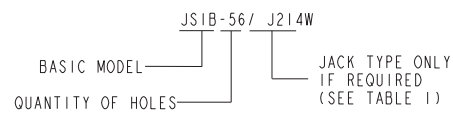
N/A	PROJ FILE NO. 155-0902	DO NOT SCALE DWG	SCALE 3:1	DATE 1/13/97	SHEET 1 OF 4
-----	---------------------------	------------------	--------------	-----------------	-----------------



JS1B-56 SHOWN

TABLE I
STD JACKS ACCOMMODATION
J24WHF, J24WTHF-75, J24W, J24WT-75, J15-N, J15W-N, J3, J3W, J3A, J3WA, J3D, J3WD, J3E-N, J3WE-N, J3C-N, J3WC-N J5, J5W, J13-R, J13W-R, J13C-N-R, J13WC-N-R, J72, J72S-N, J72D, J14, J14W, J14C-N, J14WC-N, J14T-R, J14WT-R, J14M, J14MT-R, J14WMT-R, J14WM, J14A, J14WA, J214W/T-75

3. EXAMPLE OF COMPLETE MODEL NUMBER:



2. PANELS PER EIA-310

1 MATERIAL: PANEL: BLACK ARBORON

NOTES: UNLESS OTHERWISE SPECIFIED.

Mouser Electronics

Authorized Distributor

Click to View Pricing, Inventory, Delivery & Lifecycle Information:

[Cinch Connectivity Solutions:](#)

[JSIB-52](#) [JSIB-40W](#)