


DRAWING REVISIONS			
REV	DOCUMENT	APP	DATE
A	CCS	JW	-

NOTES:  
MATERIAL :  
JACKSCREW: NONMAGNETIC CORROSION RESISTANT STEEL,  
MINIMUM TENSILE STRENGTH OF 125,000PSI.  
JACKPOST AND NUT: CORROSION RESISITANT STEEL  
IN ACCORDANCE WITH ASTM A484/A484M AND  
EITHER ASTM A276 OR ASTM A582/A582M,  
PASSIVATED IIN ACCORDANCE WITH SAE-AMS2700  
CLIP AND WASHERS: CORROSION RESISITANT STEEL  
IN ACCORDANCE WITH ASTM A484/A484M,  
PASSIVATED IIN ACCORDANCE WITH SAE-AMS2700.

ORDER INFORMATION					
TYPE	STYLE	SCREWHEAD	THREAD	DURACON PART NO.	Figure
JACKSCREW	LOW POST	RECESSED HEX	#2/56	DCJS9-51HLP	1
JACKSCREW	HIGH POST	RECESSED HEX	#2/56	DCJS9-51H	2
JACKSCREW	LOW POST	SLOTTED	#2/56	DCJS9-51SLP	3
JACKSCREW	HIGH POST	SLOTTED	#2/56	DCJS9-51S	4
JACKPOST	--	--	#2/56	DCJP9-51	5

UNITS <b>ENGLISH INCHES</b>			<b>PRO/E</b>		<b>CINCH</b>		1700 FINLEY RD LOMBARD, IL 60148	
DO NOT SCALE DRAWING		DRAWN BY <b>J. WARRAICH</b>		DATE -		TITLE <b>JACKPOST AND JACKSCREW SALES DRAWING</b>		
UNLESS OTHERWISE SPECIFIED: ALL DIMENSIONS ARE IN INCHES		DESIGN ENGINEER		MATERIAL -			CONTROL SPEC NUMBER -	
FILLET/RADII .02 MAX		DESIGN ENGINEERING MGR.		MATERIAL SPEC NUMBER -		FINISH -		PROJECT NUMBER -
TOLERANCES X ± .1 .XX ± .01 .XXX ± .005 ANGULAR ± .5°		MFG. ENGINEERING		CAD FILE NUMBER DCJ HARDWARE		DRAWING NUMBER <b>DCJ HARDWARE</b>		
THIS DOCUMENT IS THE PROPERTY OF CINCH. NEITHER THIS DOCUMENT NOR ANY OF THE INFORMATION CONTAINED IN IT MAY BE DUPLICATED OR DISCLOSED WITHOUT PRIOR WRITTEN CONSENT OF CINCH.		QUALITY ASSURANCE		CAGE IDENT NO. 71785		SIZE B		SCALE 5:1 SHEET 1 OF 2



8 7 6 5 4 3 2 1

D

D

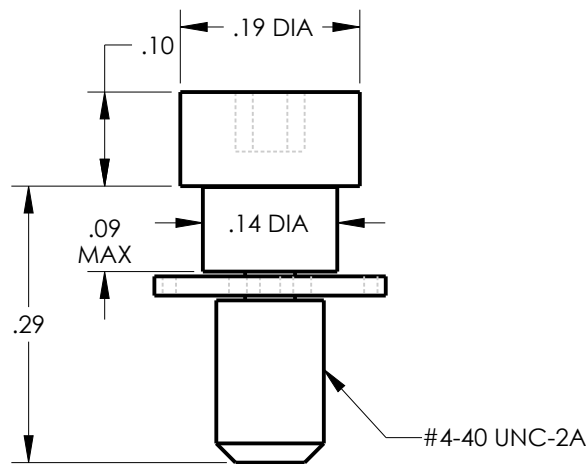


Figure 6

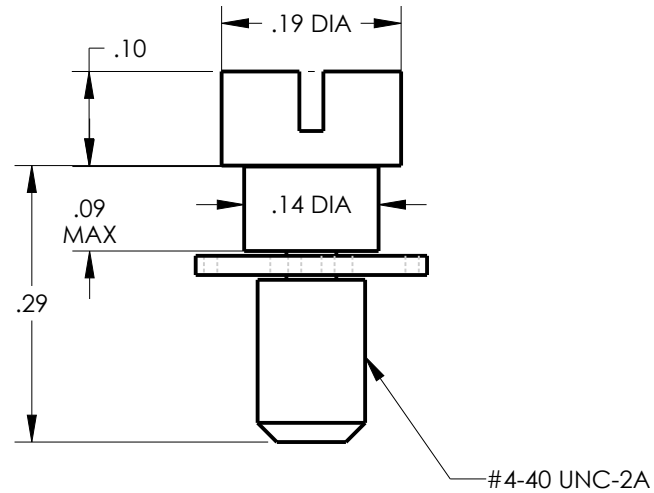


Figure 8

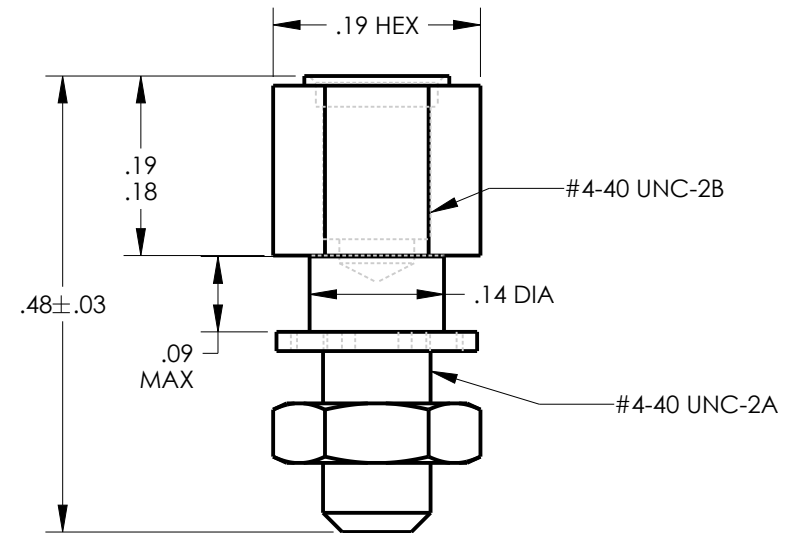


Figure 10

C

C

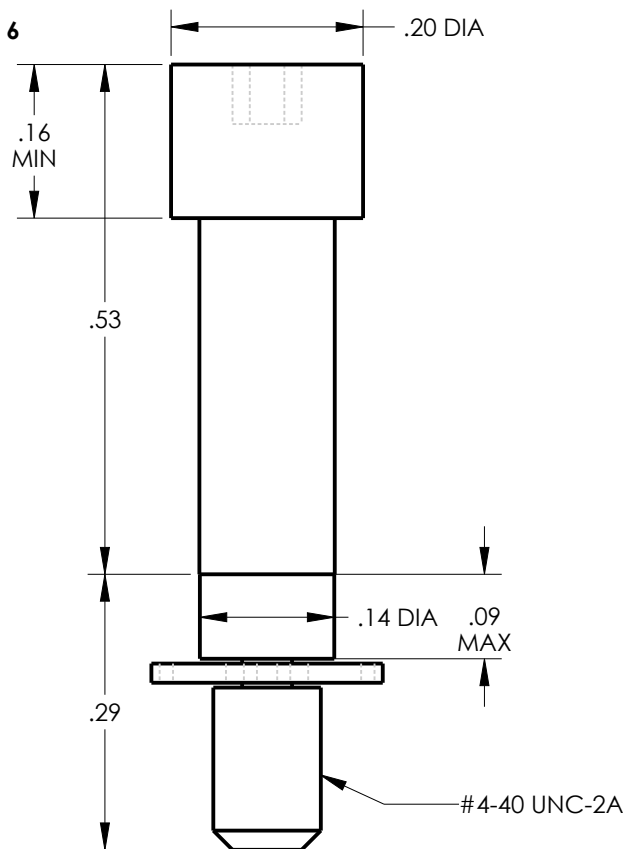


Figure 7

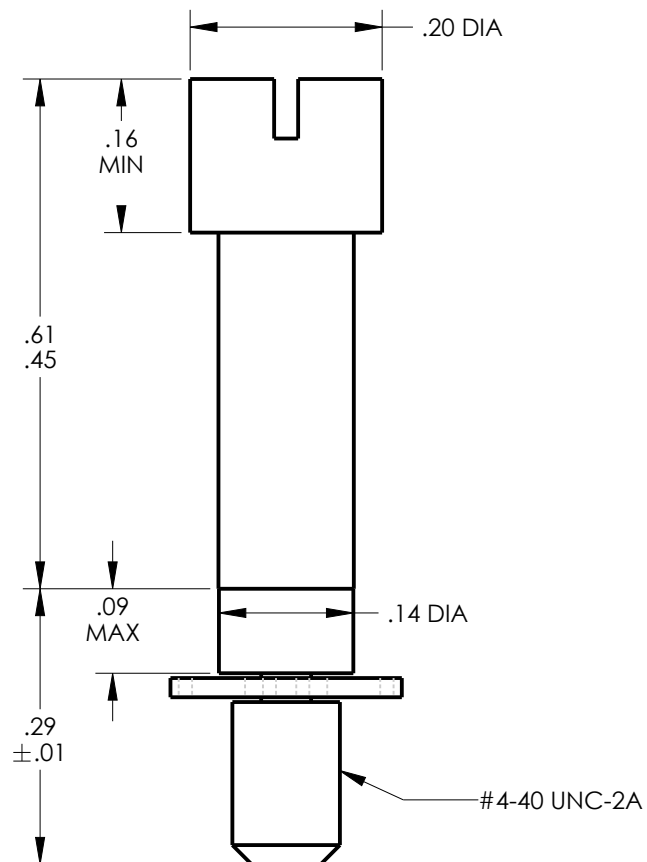


Figure 9

B

B

A

ORDER INFORMATION					
TYPE	STYLE	SCREWHEAD	THREAD	DURACON PART NO.	Figure
JACKSCREW	LOW POST	HEX	#4/40*	DCJS100HLP	6
JACKSCREW	HIGH POST	HEX	#4/40*	DCJS100H	7
JACKSCREW	LOW POST	SLOTTED	#4/40*	DCJS100SLP	8
JACKSCREW	HIGH POST	SLOTTED	#4/40*	DCJS100S	9
JACKPOST	--	--	#4/40*	DCJP100	10

8 7 6 5 4 3 2 1

UNITS		ENGLISH INCHES		CINCH		1700 FINLEY RD LOMBARD, IL. 60148		
DO NOT SCALE DRAWING				TITLE JACKPOST AND JACKSCREW SALES DRAWING				
UNLESS OTHERWISE SPECIFIED: ALL DIMENSIONS ARE IN INCHES  FILLET/RADII .02 MAX  <u>TOLERANCES</u> .X ± .1 .XX ± .01 .XXX ± .005 ANGULAR ± .5°				PRO/E DRAWING				
THIS DOCUMENT IS THE PROPERTY OF CINCH. NEITHER THIS DOCUMENT NOR ANY OF THE INFORMATION CONTAINED IN IT MAY BE DUPLICATED OR DISCLOSED WITHOUT PRIOR WRITTEN CONSENT OF CINCH.				CAD FILE NUMBER DCJ HARDWARE		DRAWING NUMBER DCJ HARDWARE		REV A
				CAGE IDENT NO. 71785		SIZE B	SCALE 5:1	SHEET 2 OF 2



# Mouser Electronics

Authorized Distributor

Click to View Pricing, Inventory, Delivery & Lifecycle Information:

Cinch Connectivity Solutions:

[DCJP100](#) [DCJP9-51](#) [DCJS100HLP](#) [DCJS9-51HLP](#) [DCJS9-51SLP](#)