
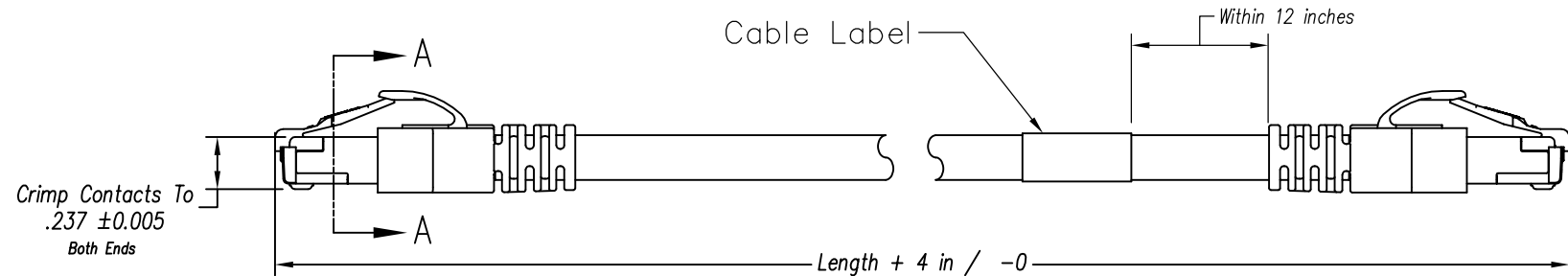


DATE	REV	ECN	APP'D. BY
02/26/18	A0	--	JC



Notes:

- 1) Each cable assembly to be individually bagged.
- 2) 50μ" Gold plating on contacts
- 3) Cable Construction:
 - 26AWG Stranded
 - 4Pr, F/UTP, Type CMR
 - PVC Jacket
- 4) Slimline Snagless Strain Relief
- 5) 100% Transmission Tested for Performance

P/N Key:

BM-6ASxxxxF

UOM

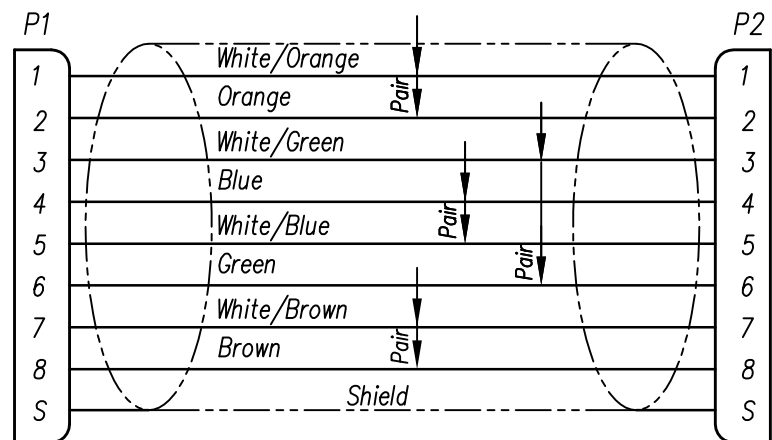
F = Feet

Color

E = Blue
G = Grey
K = Black

Length	
XXX	Feet
001	1
003	3
005	5
007	7
010	10
015	15
025	25


Wiring Map: 568B Standard



Example Parts Numbers

Feet		
P/N	Color	Length
BM-6ASG001F	Grey	1'
BM-6ASE010F	Blue	10'
BM-6ASK025F	Black	25'

For Part Numbers Not Shown Follow Part Number Key Format



THIRD ANGLE PROJECTION

206 Van Vorst Street
Jersey City, NJ 07302
+1 201 432 0463
<http://www.belfuse.com>

DO NOT SCALE DRAWING
DRAWING IS SUBJECT TO
CHANGE WITHOUT NOTICE

DIMENSIONS: INCHES [METRIC]

UNLESS OTHERWISE SPECIFIED
TOLERANCES ARE ±.005 [0.13]
ANGLES ARE ± 1°

SHEET NO. 1 OF 1

TITLE:
Bel Patchcord Assembly, C6A F/UTP, 26 awg

THIS DRAWING AND THE SUBJECT MATTER SHOWN THEREON
ARE CONFIDENTIAL AND THE PROPRIETARY PROPERTY OF
BEL FUSE, INC. AND SHALL NOT BE REPRODUCED,
COPIED, OR USED IN ANY MANNER WITHOUT PRIOR WRITTEN
CONSENT OF BEL FUSE, INC.

DRN BY: TLS
DATE: 02/26/18

APPD BY: JC
DATE: 02/26/18

DWG NO. CT999171
REV. A0

Mouser Electronics

Authorized Distributor

Click to View Pricing, Inventory, Delivery & Lifecycle Information:

Bel:

[BM-6ASE001F](#) [BM-6ASE003F](#) [BM-6ASE005F](#) [BM-6ASE007F](#) [BM-6ASE010F](#) [BM-6ASE015F](#) [BM-6ASE025F](#)