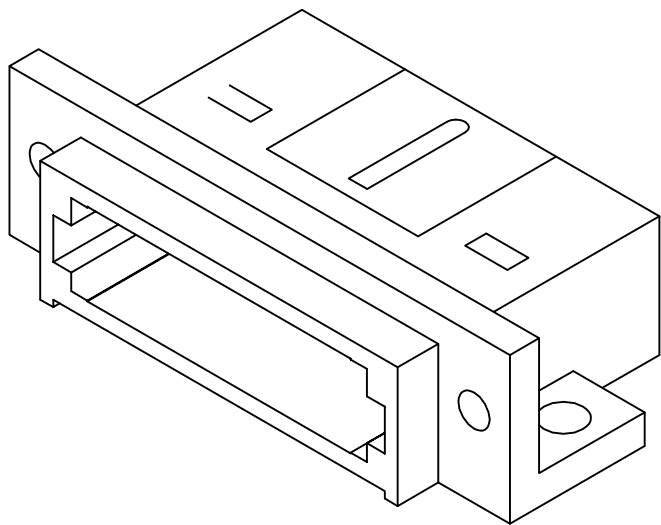
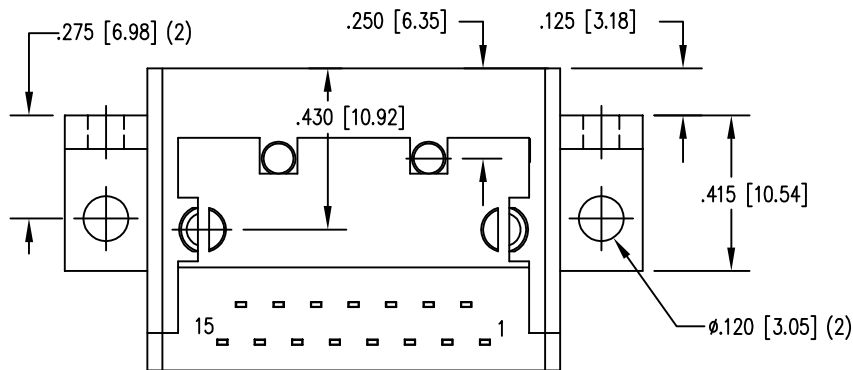
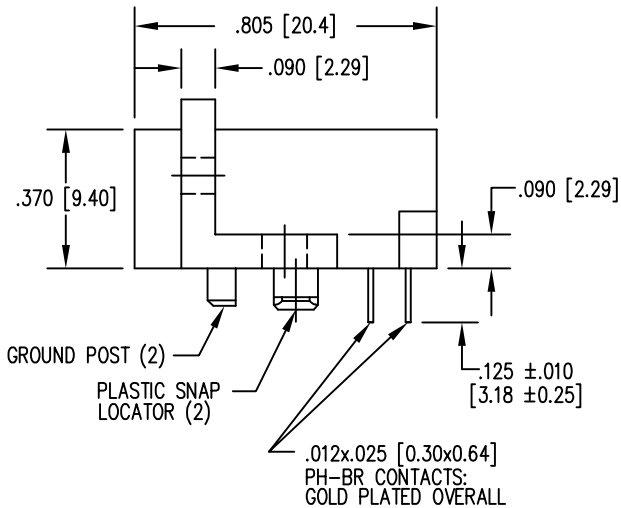
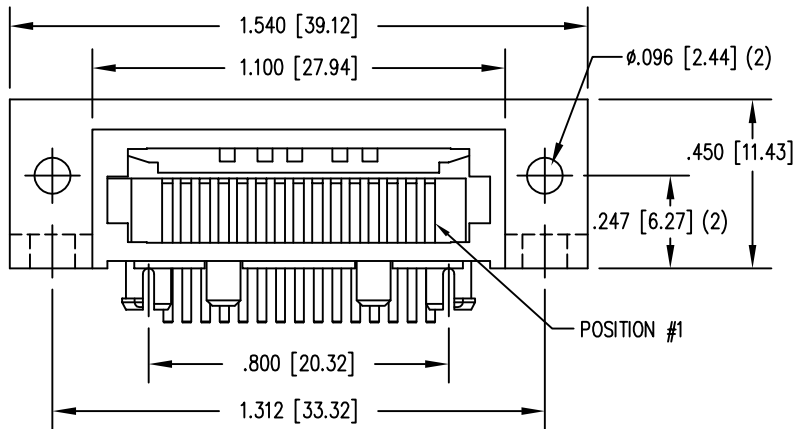


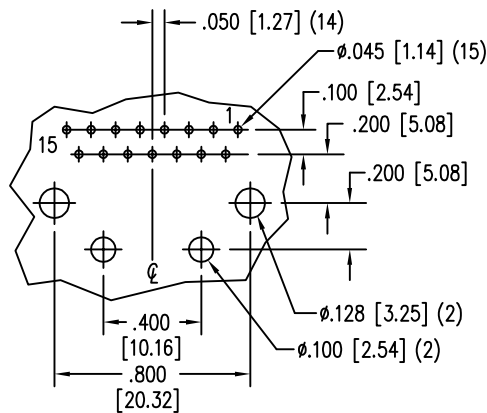
DATE	REV	ECN	APP'D. BY
9/28/15	A7	10429	SMN
3-28-16	A8	10634	TRM



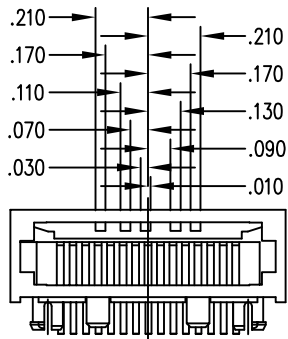
NOTES:

- CONNECTOR MATERIALS:
HOUSING: THERMOPLASTIC UL94 V-0
CONTACTS/SHIELD: COPPER ALLOY
SHIELD PLATING: NICKEL OR TIN
CONTACT PLATING: SELECTIVE GOLD IN CONTACT AREA
SEE CHART FOR PART NUMBER
- FOR PRODUCT SPECIFICATIONS SEE PR026-01.

	SS-61150-005
	ROI PART NUMBER
30 MICRO-INCHES [0.76um]	SS-611515-TLF-P-26-4/6
CONTACT PLATING IN MATING AREA	LONG PART NUMBER



PC BOARD TOP VIEW



DIMENSIONS FOR KEY-26

RoHS



THIRD ANGLE PROJECTION			11118 Susquehanna Trail South Glen Rock, PA 17327-9199 (717) 235-7512 http://www.stewartconnector.com
DO NOT SCALE DRAWING DRAWING IS SUBJECT TO CHANGE WITHOUT NOTICE	TITLE: 15X15 COMPU-SHIELD JACK FINAL ASSY, FLANGED, KEYED, #4-40 TAP ON Ø .096 HOLES AND #6-32 ON Ø .120 HOLES.		
DIMENSIONS: INCHES [METRIC]	THIS DRAWING AND THE SUBJECT MATTER SHOWN THEREON ARE CONFIDENTIAL AND THE PROPRIETARY PROPERTY OF STEWART CONNECTOR AND SHALL NOT BE REPRODUCED, COPIED, OR USED IN ANY MANNER WITHOUT PRIOR WRITTEN CONSENT OF STEWART CONNECTOR. ONE OR MORE U.S. PATENTS MAY APPLY TO THIS PRODUCT. FOR DETAILS, PLEASE VISIT: HTTP://BELFUSE.COM/STEWART/STEWART_PATENTS/		
UNLESS OTHERWISE SPECIFIED TOLERANCES ARE ±.005 [0.13] ANGLES ARE ± 1°	DRN BY: B.K. DATE 6-19-95 APPD BY: J.W. DATE 6-23-95 DWG NO. CT610028 REV. A8		
SHEET NO. 1 OF 1			

Mouser Electronics

Authorized Distributor

Click to View Pricing, Inventory, Delivery & Lifecycle Information:

Bel:

[SS-611515-TLF-P-26-4/6](#)