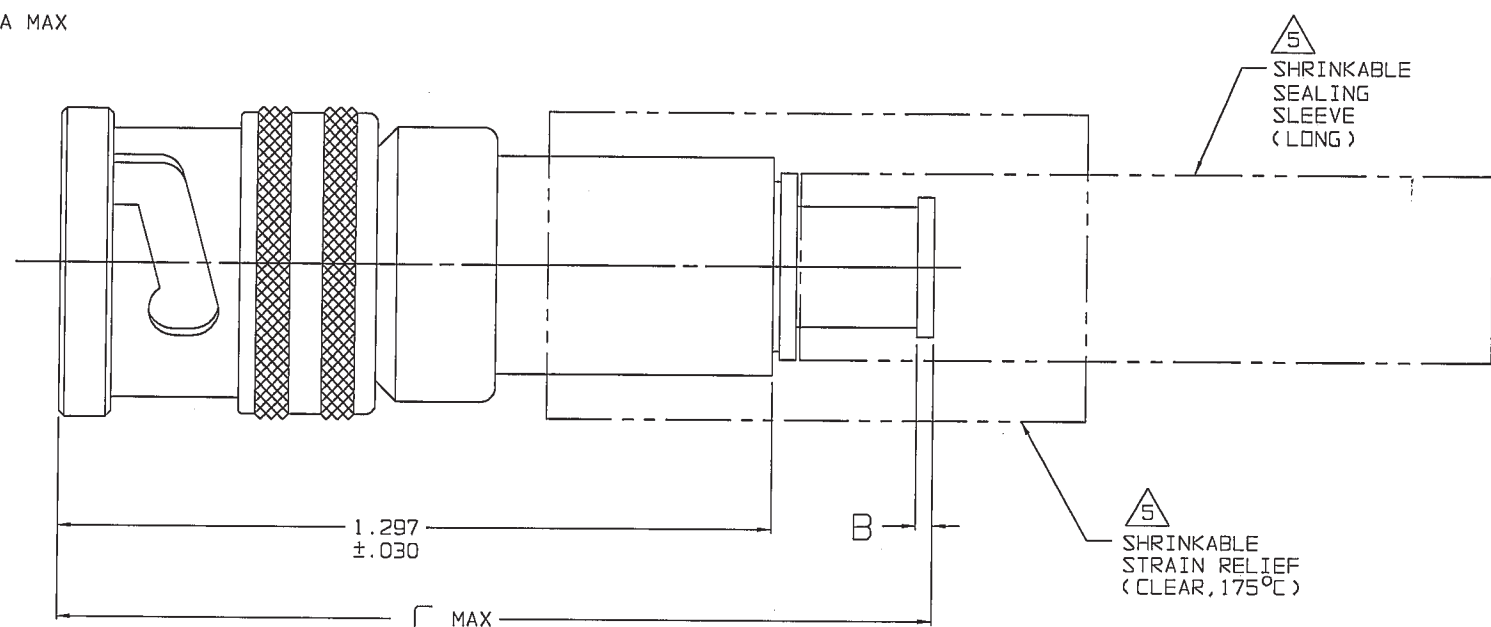
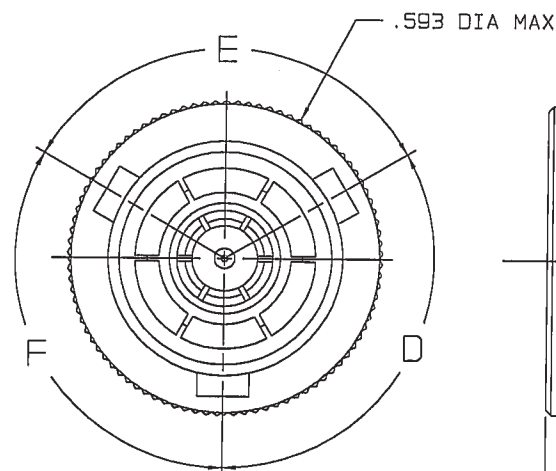


TABLE 1					
DASH NO	CABLES ACCOMMODATED	A HEX	B DIM	C MAX	ASSEMBLE PER
-201	M17/176-00002	.344	.030	1.70	TAI-166
-202	TWC-78-1				
-203	TWC-124-1A				
-204	10602 RAYCHEM				
-205	TWAC-78-1F2				
-206	7826D0130 RAYCHEM				
-207	83310 BELDEN			1.44	TAI-138
-208	202-3927 MICRODDT				
-209	202-3942 MICRODDT				
-210	8451 BELDEN				
-211	202-3934 MICRODDT				
-212	2524E0114 RAYCHEM			1.70	TAI-166
-213	TWC-78-2				
-214	TWC-124-2				
-215	BL982, TIMES				
-216	BL1242, TIMES				
-217	GC875TM24H GRUMMAN			1.44	TAI-138
-218	EDP22188B, RAYCHEM				
-219	2526D1114 RAYCHEM				
-220	GC875RRI, GRUMMAN				
-221	10614, RAYCHEM				
-222	10613, RAYCHEM			1.70	TAI-168
-223	HMS2-1149, HUGHES				
-224	TWCP-124-3				
-225	PS665PL, PRIME STOCK				
-301	GC875GC1, GRUMMAN				
-302	GC875GB1, GRUMMAN			1.70	TAI-218
-303	7528A5314, RAYCHEM				
-304					
-305	M17/177-00001, THERMATICS				
-306	TRC-50-2				
-307	TRC-75-1				
-308	TRC-75-2				
-309	TRC-50-1				



RED INDICATES ORIGINAL

6. FOR TOOL CRIMP CONNECTOR QUALIFIED TO MIL-C-49142, SEE DRAWING 3-0285 (PL75MC)

1 SHRINKABLE STRAIN RELIEF AND/OR SHRINKABLE SEALING SLEEVE SUPPLIED LOOSE AS FOLLOWS:

a. CABLE GROUPS -201 THROUGH -210, -217 THROUGH -223, -301, -302, -303, -305, -307 & -309

1 SHRINKABLE STRAIN RELIEF (1.00 LONG)
1 SHRINKABLE SEALING SLEEVE (1.25 LONG)

b. CABLE GROUPS -211 THROUGH -216, -224, -225, -306 & -308

1 SHRINKABLE STRAIN RELIEF (1.75 LONG)

4. EXAMPLE OF COMPLETE MODEL NO:

PL75C T - 201
BASIC MODEL NO. CABLE GROUP DASH NO
POLARIZATION LETTER (SEE TABLE 1)
NONE REQD FOR STD POLARIZATION (SEE TABLE 2)

3. CONCENTRIC TWINAX/TRIAX 3-LUG TRB, FULL CRIMP CABLE PLUG

2. FINISH: TFS-1A (NICKEL)

1. ALL DIMENSIONS ARE IN INCHES

DATA CONTAINED IN THIS DOCUMENT IS PROPRIETARY TO TROMPETER ELECTRONICS INC. AND SHALL NOT BE DISCLOSED, COPIED OR USED FOR PROCUREMENT OR MANUFACTURE WITHOUT EXPRESS WRITTEN PERMISSION OF TROMPETER ELECTRONICS INC.

REVISIONS

310-0054

SH 1

REV	DESCRIPTION	DATE	APPROVED
AD	REVISED PER ECO 14825	11/26/02	AM

5 SHRINKABLE SEALING SLEEVE (LONG)

5 SHRINKABLE STRAIN RELIEF (CLEAR, 175°C)

-202 SHOWN

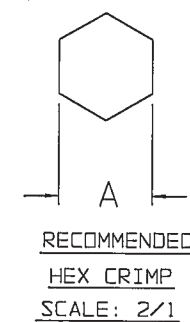


TABLE 2 POLARIZATION CHART				
KEY LETTER	D DEGREES	E DEGREES	F DEGREES	COLOR BAND
NONE	120°	120°	120°	NONE
T	100°	150°	110°	RED
U	120°	130°	110°	ORANGE
V	115°	130°	115°	YELLOW
W	125°	110°	125°	GREEN
X	130°	100°	130°	BLUE
Y	110°	140°	110°	VIOLET
Z	100°	160°	100°	GRAY
S	135°	135°	90°	WHITE

INTERPRET DRAWING PER MIL-STD-100 DIMENSIONS ARE IN INCHES AND INCLUDE FINISH THICKNESS UNLESS OTHERWISE SPECIFIED

TOL: UNLESS SPECIFIED
.XX
.XXX ±.005
.XXXX
ANGLES

DRAWN: AAH

DATE: 11-22-02

CHECKED: S. K.

DATE: 11-22-02

QUALITY: J. P.

DATE: 11/26/02

MANUFACTURED: J. P.

DATE: 11/25/02

APPROVED: J. P.

DATE: 11/25/02

CAD FILE NO: 310-0054AD

MATERIAL:

FINISH:

DO NOT SCALE DWG

TROMPETER
RF connectivity
a cinch connectivity solutions brand

TITLE: PL75C/T/U/V W/X/Y/Z/S			
SIZE: B	CAGE CODE: 14949	DRAWING NO: 310-0054	REV: AD
SCALE: NONE	DATE: 4/10/84	SHEET: 1C	

Mouser Electronics

Authorized Distributor

Click to View Pricing, Inventory, Delivery & Lifecycle Information:

[Cinch Connectivity Solutions:](#)

[PL75C-221](#)