AIM CAMBRIDGE

Connectivity and Structured Cabling

Product Catalog

cinch
CONNECTIVITY SOLUTIONS
a bel group

cinch.com

Table of Contents

RF Connectors & Adapters
75 Ohm BNC Connectors 5
Crimp-On 75 Ohm 3-Piece BNC Connectors 5
Crimp-On 75 Ohm 2-Piece BNC Connectors 6
Twist-On 75 Ohm BNC Connectors 6
75 Ohm BNC Adapters 6
True 75 Ohm 3-Piece Crimp-On Coinnectors 7
Twist-On 50 Ohm BNC Connectors 8
Chassis Mount 50 Ohm BNC Connectors 8
BNC Terminators & Attennator Pads 8
2-Piece Crimp-On 50 Ohm BNC Connectors 9
3-Piece Crimp-On 50 Ohm BNC Connectors 9
6-Piece Screw-On 50 Ohm BNC Connectors 9
50 Ohm BNC Adapters 10
50 Ohm 'N' Connectors, Adapters & Terminators 11
Mini-UHF Connectors & Adapters 12
UHF Connectors & Adapters 13
Crimp-On 2 & 3 Piece TNC Connectors 14
Twist-On TNC Connectors 14
TNC Terminators & Adapters 14
SMA Connectors & Adapters 15
Strain Relief Boots & Hoods for Coaxial Connectors 15
Stainless Steel Wallplates 15

'F' Connectors & Adapters
Weatherproof 'F' Connectors 16
'F' 56 Series Connectors for RG-6 16
'F' 59 Series Connectors for RG-59 17
'F' Connectors for RG-11 17
'F' Series Splice Adapters 18
'F' Connector - Chassis & PCB Mount 18
'F' Series Adapters 19
'F' Voltage Blocks & Attenuator Pads 19

Quick Selector–Connector to EMERSON Tool Guide 20, 21

Audio/Video Connectors & Adapters
RCA Connectors 22
RCA Gold Series Adapters 22
Weatherproof 'F' Compression Connectors 16, 23
RCA Standard Series Adapters 24
3.5 mm Connectors 24
Microphone Connectors 24
Audio Adapters 24
1/4" Mono & Stereo Connectors 25
Banana Plugs & Jacks 25

D-Subminiature Connectors & Modular Adapters
D-Sub Crimp Kits 26
D-Sub Hoods with Grommets 26
98 & 99 Series Crimp Style D-Sub Connectors 26
94 Series Crimp Style High Density D-Sub Connectors 26
D-Sub Pins & Sockets 27
D-Sub Termination Tools 27
D-Sub Hardware 27
D-Sub Stainless Steel Wallplates 27
97 & 95 Series Solder Style D-Sub Connectors 28
95 Series Solder Style High Density D-Sub Connectors 28
IDC Headers & D-Sub Connectors 28
D-Sub Hoods 29
D-Sub Modular Adapter Kits (1- & 2-Piece Hood) 29
Centronics Connectors 29

Computer & LAN Cables
Premium Multi-Coax Monitor Cables 30
VGA/SVGA Monitor Cables 30
Universal Series Bus Cables (USB Ver. 2.0) 30
IEEE 1284 Parallel Printer Cables 31
Bi-Directional Parallel Printer Cables 31
Serial DB9 Extension Cables 31
D-Sub Switch Boxes & Cables 31
Serial Modem Cables 32
AC Power Cables 32
D-Sub Gender Changers & Adapters 32

Coaxial Cables
Deluxe RCA Audio Cables with Gold Connectors 33
RCA Audio/Video/Speaker Cables 33
Wallplate with Gold RCA Jacks 33
Audio Cables & Adapters 34
Super VHS Video Cables 34
HDMI & DVI Cables 34
75 Ohm 'F' to 'F' Hook-Up Cables 35
Silver Satin Flat Cables 35
Coaxial LAN & Video Cables 35
Custom Made Coaxial Cables 36, 37

Fiber Optic Cables
Single & Multi-Mode Fiber Optic Patch Cables 38

Network Cable Assemblies
Category 5E & 6 Patch Cables 39

Bulk Cable
Silver Satin Cable 40
Cat5E & Cat6 Stranded Patch Cable Wire 40

Table of Contents

Modular Plugs & Adapters
Modular Plugs. 40
RJ45 Snagless Boots. 40
Telephone Butt Splices. 41
Modular Couplers & Adapters. 41
Modular Termination Tools 41

Voice & Data Structured Cabling
Category 5E & 3 Keystone Jacks. 42
Keystone Inserts. 42
Keystone Wallplates. 42
Category 5E Patch Panels 43
110 Blocks & Connectors. 43
66 Block & Bracket 43
Wire Management Systems. 43
Hinged Patch Panel Brackets. 43
Modular Surface Mount Boxes. 44
Modular Telephone Wallpates. 44

TV/CATV Devices
CATV Splitters - 5 MHz to 900 MHz. 45

CATV Power Passing Splitters - 5 MHz to 900Mhz 45
CATV Drop Taps - 5 MHz to 1000 MHz. 45
Power Passing Drop Taps - 5 MHz to 900 MHz 46
Blocking Coupler. 46
Digital Couplers/Drop Taps by Viewsonics® 46
CATV 12 & 16-Way Splitters - 5 MHz to 1 GHz by Viewsonics® 47
CATV Digital Splitters - 5 MHz to 1 GHz by Viewsonics® 47
CATV Digital Amplifiers - 54 MHz to 1 GHz by Viewsonics® 47
CATV Coaxial Amplifiers - 54 MHz to 900 MHz, 5 MHz to 500 MHz48
'F' Attenuator Pads. 48
CATV Modulator & Combiner 48
TV/CATV/Satellite - F-81 Wallplates 49
TV/CATV/VCR - Matching Transformers. 49
CATV/SATV Accessories. 49

Tools & Test Equipment
Network Installer Kit. 50
Cable & Network Test Equipment. 50
Cable Tester Kits. 50
Pro-Series 110 & 66 Impact Punch Down Tools 51
Impact & Non-Impact Punch Down Tools 51
Modular Plug Crimping Tools 52
Wire Stripping Tools & Cutters 52
D-Sub Crimping & Termination Tools 53
D-Sub Insertion Tools 53
'F' Coaxial Crimping Tools 54
Economy 'F' Series Crimping Tools 54
Heavy Duty 'F' Hex Crimping Tools 54
Universal Coaxial Crimping Tools 54
Standard Series Ratchet Crimping Tools. 55
Offset Ratchet Crimping Tools 55
Self-Adjusting Coax Strippers 56
3-Step & 2-Step Coax Strippers 56
Nylon Cable Ties 57
Tool & Work Bench Accessories. 57

Power Supplies & Adapters
AC Surge Protectors. 58
AC/DC Power Supplies. 58
AC Power Converters for Foreign Travel 58
AC/DC Power Adapters 58

Index 59-64

Aim & Cambridge Cross-Reference 64, 65

Coaxial Connector Termination Instructions. 66

We have been offering a complete line of quality RF connectors for over 25 years. Available in 50 and 75 ohm versions, these connectors are designed to offer the highest quality data transmission for audio, video and data applications, and are available in BNC, 'N' UHF, Mini-UHF, TNC, SMA and 'F' versions. If you are
looking for preassembled RF cables, our custom cable department offers the capability to build any assembled or molded cable to your custom length or configuration using any of these connectors and more.

75 Ohm BNC Connectors

Electrical Characteristics

Impedance	75 Ohm
Working voltage	500 volts, RMS at sea level
Frequency range	0-2 GHz with low reflection
Contact resistance (.000050 gold)	Outer-0.2 milliohms Center-2.1 milliohms
Insulation resistance	5,000 megohms minimum
Dielectric withstanding voltage	1,500 volts, RMS at sea level
Corona Level	375 volts minimum at 70,000 ft.

Environmental Characteristics

Recommended temperature range	-55 C to +85 C
Vibration	MIL-Std. 202
Shock	MIL-Std. 202, 100Gs
Moisture resistance	MIL-Std. 202

Mechanical Characteristics

Durability	500 Cycles (.000050 gold)
Force to engage/disengag	3 lbs. maximum
Coupling nut retention	60 lbs. maximum
Cable retention	60 lbs. with 95% braid coverage - RG58c/u cable

Materials

Body	Zinc
Contact	Brass
Spring washer	Berilium copper
Insulator	Teflon
Plating	Body - Nickel Contact - Gold

(M) = Male Plug (F) = Female Socket

Crimp-On 75 Ohm 3-Piece BNC Connectors

Crimp BNC (M)
3 Piece

Part No.	Compatible Cable	Crimper	Stripper
28-91007 (CPMC782)	Belden 1505A, RG-59, RG-62	24-9959P	24-7732P
28-91027 (CPMC785)	Belden RG-6	24-8856P	24-7733P
28-91037 (CPMC7810)	Belden 1506A, RG-59TFE & RG-62TFE	24-9958P	24-7733P
28-91047 (CPMC783)	Belden 8281, 9141, 9231	24-8859P	24-7733P
28-91057 (CPMC7818)	Belden 8218, 1855A, 735A	24-9912P	24-7734P
28-91457	Belden 9248, 1694A	24-8856P	24-7733P
28-91477	Belden 8221, 8241, 8263, 8279, 9244	24-8789P	24-7736P
28-91507	Belden 82259, 89259	24-8789P	24-7736P
CPMC7820	RG-179, RG-187	24-9912P	24-7733P



Solder or Crimp BNC (M)
3 Piece

Part No.	Cable Type	Tool No.
28-90237	RG-59 & 62	24-8789P
28-90257	RG-59 & 62TFE	24-9958P

Crimp-On 75 Ohm 2-Piece BNC

Crimp BNC (M)
2 Piece, Solderless

Part No.	Cable Type	Tool No.
28-90007 (CP782)	RG-59 & 62	24-9859P
28-90027 (CP785)	RG-6	24-321P
28-90097 (CP7810)	RG-59 & 62TFE	24-9858P

Crimp BNC (F)
2 Piece, Solderless

Part No.	Cable Type	Tool No.
28-90137	RG-59 & 62	24-9859P
28-90157	RG-59 & 62TFE	24-9858P

Right Angle, Crimp BNC (M)
2 Piece, Solderless

Part No.	Cable Type
28-90047	RG-59 & 62

Twist-On 75 Ohm BNC Connectors

Twist-On BNC (M)
1 Piece

Part No.	Cable Type
28-90507 (CPFIUG782)	RG-59 & 62
28-90527 (CPFIUG785)	RG-6
28-90547	RG-59 & 62TFE

Twist-On BNC Jack (F)
1 Piece, Field Installable

Part No.	Cable Type
28-90537 (CPFIUG792)	RG-59 & 62
28-90337	RG-59 & 62TFE

Right Angle, Twist-On BNC (M)
1 Piece, Solderless

Part No.	Cable Type
28-90567	RG-59 & 62
28-90577	RG-59 & 62TFE

75 Ohm BNC Adapters

In-Line Splice
BNC (F) to BNC (F)

Part No. 28-74307

Right Angle
BNC (M) to BNC (F)

Part No. 28-81507

1/2" Chassis Mount
BNC (F) to BNC (F)

Part No. 28-84707
(CPAD557)

'T' Adapter
3 Female (F-F-F)

Part No. 28-81417

BNC (M) to 'F' (F)

Part No. 28-75007

BNC (F) to 'F' (M)

Part No. 28-81007

(M) = Male Plug (F) = Female Socket

True 75 Ohm BNC Connectors

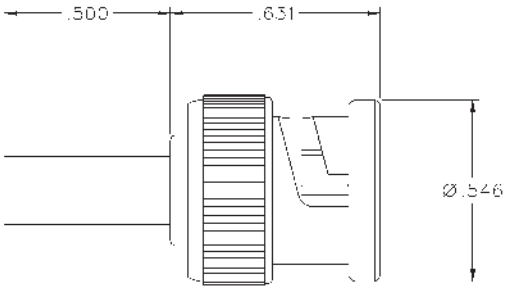

Crimp BNC (M)
3 Piece, solder or crimp
captivated contact

Electrical Characteristics	
Impedance	75 Ohm
Frequency range	0-3 GHz
VSWR:	1.10 + .03 F (F in GHz) BNC Cabled
Plugs	
	1.03 + .02 F (F in GHz) BNC Adapters
Working voltage	500 VRMS at sea level
Dielectric	
withstanding voltage:	1500 VRMS at sea level
Insulation resistance	5000 megohms minimum
Contact resistance:	Outer - Initial 2.5 milliohm
max (nickel	plated), after environ-
mental 3.5 milliohm	max
	Center - Initial 3 milliohm max, after
	environmental 4 milliohm max
	Braid to Body - 2.5 milliohm max
(nickel	plated), after environ-
mental not	
	applicable
Corona level	75 volts minimum at 70,000 feet
RF High Potential	
Withstanding Voltage	700 VRMS at 4 and 7 MHz
Environmental Characteristics	
(Meets or exceeds the appl	:able paragraph of MIL-C-39012)
Thermal shock:	MIL-STD-202, Method 107
Operating temperature	-65O C to +165O C
Corrosion	MIL-STD-202, Method 101, Condition
B	
Shock	MIL-STD-202, Method 213, Condition
Mechanical Characteristics	
Durability	500 cycles min
Force to engage/disengage	5 lbs. max, after durability 5 lbs max;
	1 lb. min.
Coupling nut retention	100 lbs. min
Contact retention	6 lbs. min axial force

Material Specifications	
Body	Brass, nickel plated .0001 min over
	copper plated .00005 min
Contact	Brass, gold plated .00005 min over
	nickel plated .00005 min over copper
	plated .00005 min
Crimp Sleeve	Copper, nickel plate .0001 min over
	copper plated .00005 min
Nut	Zinc, nickel plated over copper plated
Insulator	Teflon
Spring Washer	Beryllium Copper (unplated)
Flat Washer	Steel, nickel plated
Gasket:	Silicone rubber

Part No.	Cable Type	Contact I.D.	Body I.D.	Sleeve I.D.
CPMC682	RG-59, 140, 302, Belden 9209A, 8279, 8241, 8263, Commscope 5563, Gepco VJ59U	.028 (0.71)	.152 (3.86)	.252 (6.40)
CPMC683	Belden 8281, 9231, 9141, 728A, Commscope 7501, VP618VC	.036 (0.91)	.203 (5.16)	.330 (8.38)
CPMC685	RG-6, Belden 8215	.033 (0.84)	.191 (4.85)	.355 (9.01)
CPMC6810	Belden 82108, 89108, Coleman 99969	.036 (0.91)	.149 (3.78)	.234 (5.94)
CPMC6818	Belden 8218	.021 (0.53)	.105 (3.81)	.180 (4.57)
CPMC6820	RG-179, 187, Belden 1520A	.016 (0.53)	.067 (1.70)	.128 (3.25)
CPMC6833	Belden 735A, Commscope 735, Helex/Hitemp 735, BT3002, TZC75024	.021 (0.53)	.082 (2.08)	.160 (4.06)
CPMC6834	Belden 1855A, 720A, Commscope 7538, Gepco VDM 230, VDM 250, Mini-75	.028 (0.71)	.105 (3.81)	.180 (4.57)
CPMC6835	Belden 1505A, 734A, Commscope 5565, Gepco VPM2000	.036 (0.91)	.152 (3.86)	.252 (6.40)
CPMC6836	Belden 1695A, 633938, Gepco VSD 2001TS, Commscope 2277V	.044 (1.12)	.176 (4.47)	.265 (6.73)
CPMC6845	Belden 1694A, 9248, 1152, Commscope 5765, 2227K, Gepco VSD 2001, RG-6 Quad .275 (6.98) Max O.D.	.044 (1.12)	.187 (4.75)	.290 (7.37)
CPMC6850	Belden 1506A, 82259, 89259, Gepco VPM2000TK, VPM2000TS	.036 (0.91)	.138 (3.51)	.234

(5.94)

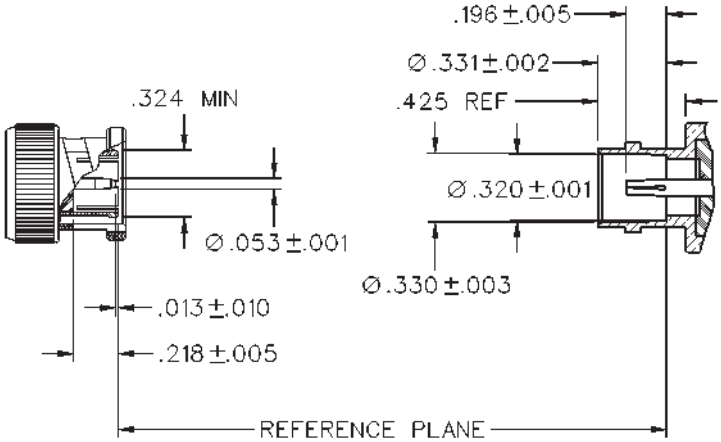

(M) = Male Plug (F) = Female Socket

Twist-On 50 Ohm BNC Connectors

Twist-On BNC (M)
Piece, Crimpless & Solderless

Part No.	Cable Type
27-9050 (CPFIUG882)	RG-59 & 62
27-9051 (CPFIUG881)	RG-58
27-9052 (CPFIUG885)	RG-6
27-9054 (CPFIUG8810)	RG-59 & 62TFE
27-9058	Belden 8281
27-9059	RG-58TFE
CPFIUG884	RG-MATV-59

Right Angle, Twist-On BNC (M)
1 Piece, Crimpless & Solderless

Part No.	Cable Type
27-9036	RG-58
27-9038	RG-6
27-9056	RG-59 & 62
27-9057	RG-59 & 62TFE

Twist-On BNC (F)
1 Piece, UG-89

Part No.	Cable Type
27-9032	RG-6
27-9033	RG-59 & 62TFE
27-9053 (CPFIUG892)	RG-58, 59 & 62

Chassis Mount 50 Ohm BNC

Solder to BNC (F)
3/8" Mounting Hole,
UG-1094U

Part No.
27-8460 (CPI094U)

Dual BNC (F)
1/2" Chassis Mount
Hole, UG-492

Part No.
27-8470

Isolated Dual BNC (F)
1/2" & 5/8" Chassis
Mount Hole

Part No.
27-8471 (CPAD521)

Isolated BNC
(F) 3/8" Chassis
Mount Hole

Part No.
27-8461 (CPAD520)

BNC Terminators & Attenuator Pads

BNC Terminators
1/2 W @ 1%, with and without Grounding Strap

Ohms	Color	w/Strap	w/o Strap
50 Ohms	Green	27-9245	27-9008
75 Ohms	Purple	27-9246	27-9007 (CP88T75)

BNC (M) to BNC (F) Attenuator Pads
1/2 W @ 5%, 50 Ohms

Part No.	Rating
27-9300-3	3db
27-9300-6	6db
27-9300-10	10db
27-9300-20	20db

(M) = Male Plug (F) = Female Socket

2-Piece Crimp-On 50 Ohm BNC Connectors

Crimp BNC (M)
2 Piece, Solderless

Part No.	Cable Type	Tool No.
27-9000 (CP882)	RG-59, 62	24-9859P
27-9001 (CP881)	RG-58	24-9858P
27-9002 (CP885)	RG-6	24-321P
27-9006	Belden 8281	24-8866P
27-9009 (CP8810)	RG-59, 62TFE	24-9858P
27-9200	RG-58AU	24-9858P
27-9204	RG-58TFE	24-9858P
27-9207	RG-58 Thin Net	24-9858P
27-9209	RG-6TFE	24-9858P
27-9210 (CP884)	RG-59, 62 MATV (20-24 AWG)	24-9859P

Crimp BNC (F)
2 Piece, UG-89

Part No.	Cable Type	Tool No.
27-9003 (CP892)	RG-59 & 62	24-9859P
27-9013	RG-6	24-9859P
27-9014 (CP891)	RG-58	24-9858P
27-9015	RG-59 & 62TFE	24-9858P

Crimp BNC (M) with (2) Ferrules,
2 Piece. One Connector Two Ferrules to fit Multiple Size Cables.

Part No.	Cable Type	Tool No.
27-9010	RG-58, 59 & 59TFE	24-9960P
27-9012	RG-58 & 58TFE	24-9960P

Right Angle, Crimp BNC (M)
2 Piece, Solderless

Part No.	Cable Type	Tool No.
27-9004	RG-59 & 62	24-9859P

3-Piece Crimp-On 50 Ohm BNC Connectors

Solder or Crimp BNC (M)
3 Piece

Part No.	Cable Type	Tool No.
27-9022	RG-58	24-9858P
27-9023	RG-59 & 62	24-8789P

Crimp BNC (M) with (2) Ferrules
3 Piece. One Connector Two Ferrules to fit Multiple Size Cables.

Part No.	Cable Type	Tool No.
27-9189 (CPMC8821)	RG-59 & 59TFE	24-8860P
27-9190 (CPMC8822)	RG-58 & 59	24-8860P
27-9191 (CPMC8823)	RG-58 & 58TFE	24-8860P

Crimp BNC (M)
3 Piece, Commercial-Mil

Part No.	Cable Type	Tool No.
27-9100 (CPMC882)	RG-59 & 62, 140, 210	24-9959P
27-9101 (CPMC881)	RG-58, 141	24-9958P
27-9102 (CPMC885)	RG-6	24-8856P
27-9103 (CPMC8810)	RG-59 & 62 Teflon	24-9958P
27-9104 (CPMC883)	Belden 8281	24-8861P
27-9105 (CPMC8819)	RG-174, 187, 188 & 316	24-9912P
27-9108 (CPMC8817)	RG-8x Mini 8	24-9912P
27-9119	Belden 89907	24-9959P
27-9201	RG-58 AU	24-9958P
27-9205 (CPMC8811)	RG-58 Teflon	24-9958P
27-9208	RG-58 Thin Net, Belden 9907	24-9958P
27-9235	RG-122	24-9912P
27-9236 (CPMC813)	RG-142, 400, 223	24-9958P
27-9241	RG-179	24-9912P
27-9254 (CPMC8818)	Belden 8218	24-9912P
27-9293 (CPMC8826)	RG-11	24-7712P

6-Piece Screw-On 50 Ohm BNC Connectors

Screw-On BNC (M)
Solder, 6 Piece

Part No.	Cable Type
27-9020	RG-59, 62 (UG-260U)
27-9021	RG-58 (UG-88U)

(M) = Male Plug (F) = Female Socket

50 Ohm BNC Adapters

In-Line Splice
BNC (F) to BNC (F),
UG-914/U

Part No.
25-7430 (CPAD555)

BNC (M) to BNC (M)

Part No.
27-8130 (CPAD511)

BNC 'T' Adapter
3 Female (F-F-F)

Part No.
27-8141 (CPAD506)

BNC 'T' Adapter
1 Male - 2 Female
(F-M-F), UG-274/U

Part No.
27-8140 (CPAD505)

BNC Goalpost 'T' Adapter
1 Male - 2 Female
(F-M-F)

Part No.
27-9294

BNC 'T' Adapter
3 Male (M-M-M)

Part No.
27-8142 (CPAD510)

BNC (F) to RCA (M)

Part No.
27-8110 (CPAD501)

BNC (M) to RCA (F)

Part No.
25-7510 (CPAD515)

BNC (F) to TNC (M)

Part No.
27-8250 (CPAD300)

BNC (F) to 'F' (M)

Part No.
27-8100 (CPAD502)

BNC (M) to 'F' (F)

Part No.
25-7500 (CPAD506)

Right Angle
BNC (F) to BNC (M)

Part No.
27-8150 (CPAD503)

BNC (M) to UHF (F)

Part No.
25-7420 (CPAD512)

BNC (F) to UHF (F)

Part No.
25-7365

BNC (F) to UHF (M)

Part No.
27-8120 (CPAD500)

BNC (F) to Mini-UHF (M)

Part No.
29-4150 (CPAD509)

BNC (F) to 'N' (F)
UG-606/U

Part No.
26-8018 (CPAD806)

BNC (M) to 'N' (F)
UG-349/U

Part No.
26-8017 (CPAD807)

BNC (F) to SMA (F)

Part No.
29-3835 (CPAD507)

BNC (F) to SMA (M)

Part No.
29-3855 (CPAD508)

50 Ohm 'N' Connectors

Crimp 'N' (M)
3 Piece, Crimp Center Pin

Part No.	Cable Type	Tool No.
CPN8/110	RG-8 w/110 Center Cond.	24-7712P
CPN8	RG-8, 11, 213	24-7712P
CPN1	RG-58	24-9960P
CPN2	RG-59 & 62	24-9960P
CPN17	RG-8x	24-9960P

'N' (M)
Solder Center Pin, UG-21B/U

Part No.	Cable Type
26-8000	RG-8, 11, 213, 214

50 Ohm 'N' Adapters

Inline Splice
'N' (M) to 'N' (M),
UG-57B/U

Part No.
26-8009 (CPAD800)

Inline Splice
'N' (F) to 'N' (F),
UG-29B/U

Part No.
26-8010 (CPAD851)

Chassis Mount
'N' (F) to Solder Lug
UG-58B/U

Part No.
26-8011 (CPAD801)

Right Angle
'N' (M) to 'N' (F),
UG-27/U

Part No.
26-8012

'N' (F) to BNC (M)
UG-349/U

Part No.
26-8017 (CPAD807)

Chassis Mount 'N' (F)

Part No.
26-8013

'N' (M) to BNC (F)
UG-201U

Part No.
26-8016 (CPAD809)

'N' (M) to UHF (F)
UG-146/U

Part No.
26-8015 (CPAD808)

'N' (F) to BNC (F)
UG-606/U

Part No.
26-8018 (CPAD806)

'N' (F) to UHF (M)
UG-83/U

Part No.
26-8014

'N' (M) to 'F' (F)

Part No.
26-8020 (CPAD811)

'N' (M) to SMA (F)

Part No.
29-3840 (CPAD810)

50 Ohm 'N' Terminators

'N' Terminator (M)
1W @ 2%

Part No.	Ohms
26-8023	50 Ohms

(M) = Male Plug (F) = Female Socket

Mini-UHF Connectors

Mini-UHF (M)
Crimp, 3 Piece, Black

Part No.	Cable Type	Tool No.
29-4021	RG-58	24-9958P

Mini-
Crimp, 3 Piece

UHF (M)

Part No.	Cable Type	Tool No.
MiniUHF1	RG-58	24-9958P
29-4031 (MiniUHF2)	RG-59 & 62	24-9959P
MiniUHF17	RG-8X	24-9958P
29-4035	RG-174, RG-188	24-8859P

Mini-UHF (F)
Crimp, 3 Piece

Part No.	Cable Type	Tool No.
29-4030	RG-58	24-9958P

Push-On Mini-UHF (M)
Crimp, 3 Piece

Part No.	Cable Type	Tool No.
27-4034	RG-58	24-9958P

Mini-UHF Adapters

Mini-UHF (F) to Mini-UHF (F)

Part No.
29-4110 (CPAD240)

Mini-UHF (M) to
Mini-UHF (F)

Part No.
29-4140 (CPAD214)

Right Angle Adapter
Mini-UHF (M) to
Mini-UHF (F)

Part No.
29-4130 (CPAD243)

Mini-UHF (M) to TNC (F)

Part No.
29-4100 (CPAD305)

Mini-UHF (F) to TNC (M)

Part No.
29-4105 (CPAD302)

Mini-UHF (F) to UHF (M)

Part No.
29-4145 (CPAD219)

Mini-UHF (M) to BNC (F)

Part No.
29-4150 (CPAD509)

(M) = Male Plug (F) = Female Socket

UHF Connectors

UHF (M)
Solder, 2 Piece, PL-259

Part No.	Cable Type
25-7300 (CPAD250)	RG-8, 11, 213, 214

UHF (M) with Hi-Temp Insulation
Solder, 2 Piece, PL-259

Part No.	Cable Type
25-7305	RG-8, 11, 213, 214

Crimp UHF (M)
3 Piece

Part No.	Cable Type	Tool No.
CPL2598	RG-8	24-7712P
CPL2591	RG-58	24-9958P
CPL2592	RG-59	24-9959P

UG-175 Reducer
Used with a PL-259

Part No.	Cable Type
25-7310	RG-58
25-7320	RG-59

UHF Adapters

In-Line Splice
PL-258, UHF (F) to UHF (F)

Part No.
25-7330 (CPAD204)

Right Angle Adapter
UHF (M) to UHF (F)

Part No.
25-7340

UHF 'T' Adapter
3 Female (F-F-F)

Part No.
CPAD210

UG-146/U Adapter
UHF (F) to 'N' (M)

Part No.
26-8015 (CPAD808)

UG-83/U Adapter
UHF (M) to 'N' (F)

Part No.
26-8014

Chassis Mount
UHF (F) to UHF (F)
UG-363/U
Part No.
CPAD207

UHF (F) to BNC (F)

Part No.
25-7365

UG-255 Adapter
UHF (F) to BNC (M)

Part No.
25-7420

UG-273/U Adapter
UHF (M) to BNC (F)

Part No.
27-8120 (CPAD500)

UHF (M) to 'F' (F)

Part No.
25-7550 (CPAD218)

UHF (F) to 'F' (M)

Part No.
27-8200

Chassis Mount
UHF (F) to Solder
Lug, SO-239

Part No.
25-7350 (CPAD206)

UHF (F) to RCA (M)

Part No.
27-8210

UHF (M) to TNC (F)

Part No.
25-7362

UHF (F) to TNC (M)

Part No.
27-8260

UHF (F) to Mini-UHF (M)

Part No.
29-4140 (CPAD214)

UHF (M) to Mini-UHF (F)

Part No.
29-4145 (CPAD219)

(M) = Male Plug (F) = Female Socket

Crimp-On 2- & 3-Piece TNC Connectors

Crimp TNC (F)
2 Piece, Non-Solder Center Pin

Part No.	Cable Type	Tool No.
27-9046	RG-58	24-9858P

Crimp TNC (M)
2 Piece, Non-Solder Center Pin

Part No.	Cable Type	Tool No.
27-9078	RG-58	24-9858P
27-9079	RG-59 & 62TFE	24-9858P

TNC Terminators

TNC Terminator (M)
0.5W @ 2%

Part No.	Ohms
27-9017	50 Ohms

TNC Adapters

Chassis Mount
TNC (F) to TNC (F),
1/2" Mounting Hole

Part No.
27-9067 (CPAD356)

Isolated Chassis Mount
TNC (F) to TNC (F), 1/2"
& 5/8" Mounting Hole

Part No.
27-9075

TNC Inline Splice
TNC (F) to TNC (F)

Part No.
27-9069 (CPAD355)

TNC (F) to Mini-UHF (M)

Part No.
29-4100 (CPAD305)

TNC (M) to Mini-UHF (F)

Part No.
29-4105 (CPAD302)

TNC Right Angle
TNC (M) to TNC (F)

Part No.
27-9068 (CPAD306)

TNC (M) to BNC (F)

Part No.
27-8250 (CPAD300)

TNC (M) to UHF (F)

Part No.
27-8260

TNC (F) to Push-On TNC
(M) 1 Piece

Part No.
27-9278

(M) = Male Plug (F) = Female Socket

SMA Connectors

SMA for Flexible Cable (M)
Crimp, 3 Piece, Solder or
Crimp Center Pin

Part No.	Cable Type	VSWR & Freq. Range	Tool No.
28-5020	RG-161/U, 174, 188, 316		1.15 + .021 (GHz) 0-12.4 GHz 24-328P
28-5021	RG-58/U, 141, 303	1.15 + .011 (GHz) 0-12.4 GHz	24-328P
28-5022	RG-55/U, 142, 223, 400	1.15 + .011 (GHz) 0-12.4 GHz	

SMA (M)
Crimp, 3 Piece, Solder or
Crimp Center Pin

Part No.	Cable Type	Tool No.
29-3100	58A/U-141	24-328P
29-3103	174, 188, 316	24-328P

SMA Adapters

SMA (M) to BNC (F)

Part No.
29-3855 (CPAD508)

SMA (F) to BNC (F)

Part No.
29-3835 (CPAD507)

SMA (F) to 'N' (M)

Part No.
29-3840 (CPAD810)

Strain Relief Boots & Hoods for Coaxial Connectors

Colored BNC Boots, 100 per bag

Part No.	Cable Type	Color
25-7958BK	RG-58, 141	Black
25-7958RE	RG-58, 141	Red
25-7958BU	RG-58, 141	Blue
25-7958YE	RG-58, 141	Yellow
25-7958GN	RG-58, 141	Green

Part No.	Cable Type	Color
25-7959BK	RG-59, 62	Black
25-7959RE	RG-59, 62	Red
25-7959BU	RG-59, 62	Blue
25-7959YE	RG-59, 62	Yellow
25-7959GN	RG-59, 62	Green

BNC Boots
Black Only, 100 per bag

Part No.	Cable Type	Color
25-B58	RG-58, 141	Black
25-B58TN	RG-58, ThinNet	Black
25-B174	RG-174	Black

(M) = Male Plug (F) = Female Socket

RG-59 Weatherproof
Boot
Black Only, 100 per bag

Part No.
25-7270

Stainless Steel Wallplates

Single	Hole Size	Dual
27-8483	3/8" Hole	27-8484
27-8478	1/2" Hole	27-8479
27-8485	No Hole	---------

BNC Hood for 3-Piece Crimp Plug
Black Only, 100 per bag

Part No.
25-7960BK

With one of the widest selections of 'F' connectors in the industry, we offer you a high-quality, cost-effective connectivity solution. All our 'F' connectors are designed to meet the high standards of the Satellite and Cable TV industries. Our 'F' type connectors are available for RG-59, RG-6 and RG-11 cable and are offered in twist-on, crimp, solder style, compression and weatherproof varieties.

Weatherproof 'F' Connectors

Gel Filled 'F' (M)
Crimp, 0.324 Diameter, with O-ring for Weatherproof Application.

Part No.	Cable Type	Tool No.
25-7066	RG-6	24-7710P

F-56ALM WP (M)
Crimp, 1 Piece, 0.324 Diameter, Chromate Plated, with Interior Gasket.

Part No.	Cable Type	Tool No.
25-7056 (CPF56ALMWP)	RG-6	24-8866P

'F' Compression (M)
Crimp, 1 Piece
for Weatherproof Applications (use crimp tool 24-77144P).

Nickel (10pk)	Gold (10pk)	Cable Type
25-2502-10PB	25-2502G-10PB	RG-59 Dual, Tri- & Quad Shield

'F' 56 Series Connectors for RG-6

(Use Crimp Tools 24-7710 or 24-8866P for connectors

Crimp-On F-56 (M)
with Separate 1/4" Ring.

Part No.
25-7150

Crimp-On F-56ALX (M)
for RG-6 Tri-Shield & Quad Plenum Cable.

Part No.
25-7033 (CPF56ALX)

Crimp-On F-56ALX (M)
for RG-6 Quad-Shield Cable.

Part No.
25-7034 (CPF56ALS)

Crimp-On F-56A (M)
with attached 1/4" Rng.

Part No.
25-7160

'F' Ratchet Crimp Tool
for RG-59, RG-6 and Quad Shield Cable.

Blister No.
24-8866P

Crimp-On F-56ALM (M)
for RG-6 Cable.

Part No.
25-7032 (CPF56ALM)

Crimp-On F-56 (M)
for Teflon/Plenum RG-6 Cable.

Part No.
25-7047

Twist-On F-56 (M)
for standard RG-6 Cable.

Part No.
25-7180 (CPFI56)

Crimp-On F-56ALM (M)
for RG-6 Cable,
Zinc Plated.

Part No.
25-7036

(M) = Male Plug (F) = Female Socket

'F' 59 Series Connectors for RG-59

(Use 24-7710 or 24-8866P for the following connectors)

Crimp-On F-59 (M) with Separate 1/8" Ring.

Part No.
25-7000

Crimp-On Gold Plated F-59 (M) with Separate 1/8" Ring.

Part No.
25-7000G

Crimp-On F-59 (M) with Separate 1/4" Ring.

Part No.
25-7010 (CPF591/4)

Crimp-On F-59 (M) with Separate 1/2" Ring.

Part No.
25-7020 (CPF591/2)

Crimp-On F-59A (M) with Attached 1/8" Ring.

Part No.

'F' Deluxe Hex Crimp Tool for RG-6 & 59.

Part No.
24-7710

Crimp-On F-59ALM (M) for Standard RG-59 Cable.

Part No.
25-7030 (CP59ALM)

Crimp-On F-59ALM (F) for Standard RG-59 Cable.

Part No.
25-7081

Crimp-On F-59ALX (M) for Tri-Shield RG-59 & Quad Plenum.

Part No.
25-7031
(CP59ALX)

Crimp-On F-59 (M) for Teflon/Plenum RG-59 Cable.

Part No.
25-7049

Crimp-On F-59 (M) for Thin Cable RG-59, 62 Teflon.

Part No.
25-7035

Right Angle Crimp-On F-59R (M) for RG-59 Cable.

Part No.
25-7146

Push-On F-59PG (M) or RG-59 Cable with Center Pin.

Part No.
25-7080

Twist-On F-59TW (M) for Standard RG-59 Cable.

Part No.
25-7120

Twist-On F-59TW (M) with 1/2" Grip for Standard RG-59.

Part No.
25-7121

Twist-On F-59TW (M) for RG-59 with Male Quick Disconnect.

Part No.
25-7280

F-59T (M) Terminator 1/4 Watt @ 5%

Part No.
25-7100

'F' Connectors for RG-11

Crimp-On F-11 (M)
2 Piece, with Separate 1/5" Ring.

Part No.	Cable Type	Tool No.
25-7190	RG-11 (CPF111/5)	24-7712P

Crimp-On F-11 (M)
1 Piece, for Standard RG-11 Cable.

Part No.	Cable Type	Tool No.
25-7191 (CPF11ALM)	RG-11	24-7711P

Crimp-On F-11 (M)
3 Piece, for Teflon/Plenum RG-11 Cable.

Part No.	Cable Type	Tool No.
25-7192	RG-11	24-7712P

(M) = Male Plug (F) = Female Socket

'F' Series Splice Adapters



F-81 Inline 3/4" Splice
(F) to (F)

Part No.
25-7200 (CPF81)

F-81 Inline 1" Splice
(F) to (F)

Part No.
25-7200L
(CPF81L)

F-81 2GHz 1" Splice for
CATV & Satellite
(F) to (F)

Part No.
70-2081

F-81 Inline 3/4" Splice
with Nut & Washer
(F) to (F)

Part No.
25-7210 (CPF81NW)

7/16" Nut & Washer
for use with all AIM
'F' Mounts & Splices.

Part No.
25-7680 (CPFNW)

F-71 Inline Splice
(M) to (M)

Part No.
25-7640

F-81 2GHz 1" Splice with Nut &
Washer for CATV & Satellite
(F) to (F)

Part No.
70-2081-NW

'F' Connector - Chassis & PCB Mount

'F' Side Edge
PCB Mount (F)

Part No.
25-7630 (CPF61SE)



F-61PC Straight
PCB Mount (F)

Part No.
25-7650

'F' Right Angle
PCB Mount (F)

Part No.
25-7651

F-61HD Chassis Mount
(M)
with 2 flat Sides.

Part No.
25-7670

F-61AD Chassis Mount (F)

Part No.
25-7660

'F' Vertical Mount PCB (M)

Part No.
25-7654

'F' Right Angle
PCB Mount, Short (F)

Part No.
25-7652 (CPF61SR)

Crimp O-rings for 'F' Connectors

Part No.	Cable Type	Ring
25-7110	RG-59	1/8"
25-7040	RG-59	1/4"
25-7090	RG-59	1/2"
25-7620	RG-11	1/5"

(M) = Male Plug (F) = Female Socket

'F' Series Adapters

'F' (F) to Push-On 'F' (M)

Part No.
25-7140

'F' (F) Right Angle to Push-On 'F' (M)

Part No.
25-7141

'F' (F) to RCA (F)

Part No.
25-7570

'F' (F) to RCA (M)

Part No.
25-7530 (CPAD103)

'F' (M) to RCA (F)

Part No.
25-7580

'F' (F) to P3.5 mm (M)

Part No.
25-7540

'F' (F) Right Angle to 'F' (M)

Part No.
25-7600

'F' (F) to 'N' (M)

Part No.
26-8020 (CPAD811)

'F' (M) to BNC (F)

Part No.
27-8100

'F' (F) to BNC (M)

Part No.
25-7500

'F' (F) to UHF (M)

Part No.
25-7550 (CPAD218)

'F' (M) to UHF (F)

Part No.
27-8200

'F' (F) to European (M) Plug

Part No.
25-2200

'F' (M) to European (M) Jack

Part No.
25-2202

'F' (F) to European (F) Jack

Part No.
25-2203

'F' Voltage Blocks & Attenuator Pads

'F' Voltage Blocking Coupler Blocks DC and Low Frequency AC Power-Bandwidth: DC to 1 GHz, Return Loss 25db, (M) to (F)

Part No.
25-7901

'F' Mini- Attenuator Pads Nickel Plated, Accuracy within 5%, Return Loss 20db, 22 AWG Center Pin, DC to 1 GHz Bandwidth, (M) to (F)

Part No.	Attenuation
FLN1G	1db
FLN2G	2db
FLN3G	3db
FLN6G	6db
FLN8G	8db
FLN10G	10db
FLN12G	12db
FLN16G	16db
FLN20G	20db

(M) = Male Plug (F) = Female Socket

Quick Selector–Connector to EMERSON Tool

(Select AIM Connector Row Reference to Vertical Tool Column)

	Non-Ratchet 'F' Crimp Tools					Ratchet Coaxial Crimp Tools						Standard Series Ratchet Coaxial Crimp Tools with Interchangeable Dies										Coaxial Cable Stripping Tools										
Connectors	24-7700P	24-7710P	24-7711P	24-7712P	24-7713P	24-321P	24-8860P	24-8861P	24-8865P	24-8866P	24-9960P	24-328P	24-8789P	24-8856P	24-8857P	24-8858P	24-8859P	24-9858P	24-9859P	24-9912P	24-9958P	24-9959P	24-7731P	24-7732P	24-7733P	24-7734P	24-7735P	24-7736P	24-7737P	24-7738P	24-7739P	VSCST-1	Connectors
25-7000	•	•								•														•		•	•	•				•	CPF591/8
25-7010		•								•														•		•	•	•				•	CPF591/4
25-7020		•								•														•		•	•	•				•	CPF591/2
25-7030	•	•								•	•													•		•	•	•				•	CPF59ALM
25-7031		•								•														•		•	•	•				•	
25-7032	•	•								•	•													•		•	•	•				•	CPF59ALX
25-7033		•								•														•		•	•	•				•	CPF56ALM
25-7034				•						•														•		•	•	•				•	
25-7035		•								•	•													•		•	•	•				•	CPF56ALX
25-7036		•								•														•		•	•	•				•	CPF56ALS
25-7037					•					•														•		•	•	•				•	CPF59TE
25-7038					•					•														•		•	•	•				•	CPF56ALMZ
25-7047		•	•							•														•		•	•	•				•	CPF59CP
25-7049		•								•														•		•	•	•				•	CPF56CP
25-7050	•	•								•														•		•	•	•				•	CPF56P
25-7056		•								•	•													•		•	•	•				•	CPF59D
25-7066		•								•	•													•		•	•	•				•	CPF59A
25-7070		•								•																•							CPF56ALMWP
25-7080		•								•																•							CPF56WPG
25-7081		•								•																•							CPF59G
25-7146		•								•																•							CPF59PG
25-7150		•								•																•							CPF59FLM
25-7160	•	•								•																•							CPF59RA
25-7190				•																			•										CPF561/4
25-7191			•																				•										CPF56A
25-7192				•																			•								•		CPF111/5
25-7290		•								•													•			•		•					CPF11ALM
25-7306				•																			•										
25-7307													•								•				•								CPF11PLM
25-7308																						•			•								CPF59RP
25-7690		•																							•								CPL2598
26-8000				•																			•								•		CPL2591
26-8002				•																			•								•		CPL2592
26-8005				•																			•								•		CPF59M
26-8019				•																			•								•		CPAD802
26-8025				•																			•								•		CPAD814
26-8028											•	•												•		•							CPN8
26-8029											•													•					•	•			CPFIN8
26-8031											•													•									CPNCL2
26-8033			•																				•								•		CPN1
27-9000																			•					•		•	•	•					CPN2
27-9001																		•						•		•	•	•					CPN17
27-9002						•																		•		•		•					CPN8/110
27-9003																			•					•		•	•	•					CP882
27-9004																			•					•		•	•	•					CP881
27-9006										•														•		•		•					CP885
27-9009																		•						•		•	•	•					CP892
27-9010											•															•	•	•					-------
27-9012											•							•	•							•	•	•					CP883
27-9013						•													•							•		•					CP8810
27-9014																		•					•			•	•						CPSW8821
27-9015																		•					•			•	•						
27-9022																		•							•				•				CPSW8823
27-9023													•												•				•				
27-9046													•					•					•			•							CP895
27-9060							•																		•				•	•			CP891
																																	CP8910
																																	CPCL881
																																	CPCL882
																																	CPTNC891
																																	CPMCTNC2

Quick Selector–Connector to EMERSON Tool continued

(Select AIM Connector Row Reference to Vertical Tool Column)

	Non-Ratchet 'F' Crimp Tools					Ratchet Coaxial Crimp Tools						Standard Series Ratchet Coaxial Crimp Tools with Interchangeable Dies										Coaxial Cable Stripping Tools										
Connectors	24-7700P	24-7710P	24-7711P	24-7712P	24-7713P	24-321P	24-8860P	24-8861P	24-8865P	24-8866P	24-9960P	24-328P	24-8789P	24-8856P	24-8857P	24-8858P	24-8859P	24-9858P	24-9859P	24-9912P	24-9958P	24-9959P	24-7731P	24-7732P	24-7733P	24-7734P	24-7735P	24-7736P	24-7737P	24-7738P	24-7739P	VSCST-1	Connectors
27-9061													•								•				•				•	•			CPMCTNC1
27-9065																				•					•								CPMTNC19
27-9078																		•							•								CPTNC1
27-9079																		•								•	•						CPTNC10
27-9100							•						•									•			•				•	•			CPMC882
27-9101							•	•							•						•				•				•	•			CPMC881
27-9102														•											•					•			CPMC885
27-9103							•	•													•				•				•	•			CPMC8810
27-9104								•									•													•			
27-9105																				•					•				•				CPMC883
27-9108														•						•		•			•					•			CPM8819
27-9119							•						•							•		•			•								CPMC8817
27-9189							•				•		•									•			•				•	•			
27-9190							•				•														•				•				CPMC8825
27-9191							•				•		•								•				•				•				
27-9200											•					•		•								•	•						CPMC8821
27-9201							•						•								•					•	•						
27-9203							•	•													•				•				•				CPMC8822
27-9204																		•								•	•						
27-9205							•	•													•				•				•				CPMC8823
27-9207								•										•								•	•						
27-9208																					•				•				•				-------
27-9209								•										•								•		•					-------
27-9210								•										•	•							•	•						-------
27-9215							•														•				•								CP8811
27-9235																				•					•								CPMC8811
27-9236							•														•				•								
27-9241																				•					•								-------
27-9248							•														•				•								CPMC881
27-9254																				•					•				•	•			-------
27-9266							•				•		•									•			•								CP884
27-9282							•											•								•							CPAD309
27-9293				•																			•								•		CPMC8812
28-5020												•																	•				
28-5021							•					•																	•				CPMC8813
28-5022							•					•																	•				
28-90007																		•						•		•							CPM8820
28-90027																		•						•		•							CPAD570
28-90097																		•					•			•	•						CPMC8818
28-90137																			•						•				•	•			
28-90157																		•					•			•	•						CPMCTNC17
28-90237													•												•				•	•			CPMCTNC1B
28-90257																					•		•			•	•						CPMC8826
28-91007																						•			•				•	•			
28-91027														•											•				•	•			142-0403-016
28-91037											•						•				•				•				•				142-0407-016
28-91047											•						•								•				•				142-0408-011
28-91057																				•						•							CP882
28-91317																•									•								CP785
28-91457														•											•								CP7810
28-91477														•														•					CP792
28-91507								•					•															•					CP7910
28-91557														•											•								CPCS782
29-3100												•																	•				CPCS7810
29-3103												•																	•				CPMC782
29-4010							•														•				•								CPMC785
29-4021							•														•				•								CPMC7810
29-4030							•														•				•								
29-4031							•						•									•			•								CPMC783
29-4033							•														•				•								CPMC7818
29-4035																				•					•								
																																	CPMC7831
																																	CPMC7845

Look to us for a complete line of mono and stereo connectors and adapters, including RCA, 1/4", 3.5 mm, and microphone connectors and adapters. In addition, we offer a standard and gold-plated line of RCA connectors, adapters and wallplates for any home automation installation. If you are looking for A/V cables using these connectors,

RCA Connectors

RCA Jack (F)
Gold Plated

Part No.	Color
19-1315	Red
19-1316	White

RCA Plug (M)
Gold Plated

Part No.	Color
19-1303	Red
19-1304	White

RCA Plug (M)
Gold Plated

Part No.	Color
19-1312	Red
19-1313	White

RCA Plug (M)
Metal

Part No.	Color
19-1207	Red
19-1268	Black

RCA Jack (F)
Plastic

Part No.	Color
19-1212	Red
19-1213	Black

RCA Plug (M)
Plastic

Part No.	Color
19-1205	Red
19-1206	Black

Push-on 2-Piece Crimp RCA (M)
for RG-59 w/ 1/8" O-ring.

Part No.
25-7290



2-Piece Crimp Motorola (M)
for RG-59 w/ 1/8" O-ring.

Part No.
25-7690

RCA Gold Series Adapters

Inline Adapter
RCA (M) to RCA (M)
Gold Plated

Part No.
19-1318

Inline Adapter, Plastic
RCA (F) to RCA (F)
Gold Plated

Part No.
19-1319

Inline Adapter, Metal
RCA (F) to RCA (F)
Gold Plated

Part No.
19-1310

(M) = Male Plug (F) = Female Socket

In addition to our complete line of RF connectors, we offer a wide selection of products to meet the latest High-Definition TV, Cable TV, Satellite, DVD and Audio/Video standards, including the introduction of our new line of waterproof Compression Connectors. These connectors are designed to offer the highest quality data transmission for audio, video and data applications, and are available for RG-59 and RG-6 cable in BNC, 'F' and RCA versions.

Our BNC and RCA compression connectors are constructed of nickel plated, machined brass, with a gold plated center pin allowing the best conductivity while providing picture perfect video and superior sound quality. Our RCA connectors, with five colors to choose from, accommodate both Standard and High-Definition composite or component video connections, and our 'F' connectors consist of a smooth spin nut for easy finger tip installation. A GOLD Series of compression connectors

Compression

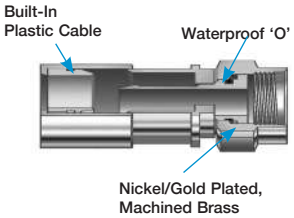

All three styles have an inner 'O' ring and a built-in plastic cable adapter which allows one connector to terminate regular, tri- and quad-shield cables and provides a water-tight double seal.

RoHS 2002/95/EC

Part No.	Standard Compression Connectors (10 Pack)
25-2502-10PB	Compression F Connector, RG-59 Dual/Tri/Quad, Blue
25-2601-10PB	Compression F Connector, RG-6 Dual/Tri/Quad, Black
28-2502-10PB	Compression BNC 75 Ohm Connector, RG-59 Dual/Tri/Quad, Blue
28-2601-10PB	Compression BNC 75 Ohm Connector, RG-6 Dual/Tri/Quad, Black
19-2500-10PB	Compression RCA Connector, RG-59 Dual/Tri/Quad (2 per Color)
19-2502-10PB	Compression RCA Connector, RG-59 Dual/Tri/Quad, Blue
19-2503-10PB	Compression RCA Connector, RG-59 Dual/Tri/Quad, Green
19-2504-10PB	Compression RCA Connector, RG-59 Dual/Tri/Quad, Red
19-2505-10PB	Compression RCA Connector, RG-59 Dual/Tri/Quad, Yellow
19-2506-10PB	Compression RCA Connector, RG-59 Dual/Tri/Quad, White
19-2600-10PB	Compression RCA Connector, RG-6 Dual/Tri/Quad (2 per Color)
19-2602-10PB	Compression RCA Connector, RG-6 Dual/Tri/Quad, Blue
19-2603-10PB	Compression RCA Connector, RG-6 Dual/Tri/Quad, Green
19-2604-10PB	Compression RCA Connector, RG-6 Dual/Tri/Quad, Red
19-2605-10PB	Compression RCA Connector, RG-6 Dual/Tri/Quad, Yellow
19-2606-10PB	Compression RCA Connector, RG-6 Dual/Tri/Quad, White

Part No.	GOLD Series Compression Connectors (10 Pack)
25-2502G-10PB	GOLD Series Compression F Connector, RG-59 Dual/Tri/Quad, Blue
25-2601G-10PB	GOLD SeriesCompression F Connector, RG-6 Dual/Tri/Quad, Black
28-2502G-10PB	GOLD Series Compression BNC 75 Ohm Connector, RG-59 Dual/Tri/Quad, Blue
28-2601G-10PB	GOLD Series Compression BNC 75 Ohm Connector, RG-6 Dual/Tri/Quad, Black
19-2502G-10PB	GOLD Series Compression RCA Connector, RG-59 Dual/Tri/Quad, Blue
19-2601G-10PB	GOLD Series Compression RCA Connector, RG-6 Dual/Tri/Quad, Black

Part No.	Compression Termination Tools
24-7714P	Adjustable 3-Way Ratchet Crimp Tool for Compression RCA/BNC/F
24-7732P	2-Step Self-Adjusting Coax Stripper Tool

F

BNC

RCA

Technical Specifications

Connector Type	Cable Type	Max. Braid Coverage	Dielectric O.D. (Nom)	
			Inches	mm
F Connector with 7/16" Hex	RG-6 Dual RG-6 Tri-Shield RG-6 Quad-Shield	Up to 90% Coverage	.180	4.57
BNC Connector		Up to 90% Coverage	.180	4.57
RCA Connector		Up to 90% Coverage	.180	4.57
F Connector with 7/16" Hex	RG-59 Dual RG-59 Tri-Shield RG-59 Quad-Shield	Up to 90% Coverage	.144	3.27
BNC Connector		Up to 90% Coverage	.144	3.27
RCA Connector		Up to 90% Coverage	.144	3.27

*Patented

RCA Standard Series Adapters

RCA (F) to BNC (M)

Part No.
25-7510

RCA (M) to BNC (F)

Part No.
27-8110

RCA (F) to RCA (F)

Part No.
19-1702

RCA (F) to 'F' (F)

Part No.
25-7570

RCA (M) to 'F' (F)

Part No.
25-7530 (CPAD103)

RCA (F) to 'F' (M)

Part No.
25-7580

RCA (M) to UHF (F)

Part No.
27-8210

RCA (F) to 3.5 mm (M)

Part No.
25-7560

3.5 mm

3.5 mm Stereo Mini Plug (M) Plastic

Part No.
19-1202

3.5 mm Mono Mini Plug (M) Metal

Part No.
19-1201

Call today for a list of our wide selection of Audio, Video and Stereo cable assemblies.

Microphone Connectors

3-Position Chassis Mount Jack (F)

Part No.	Pins
44-D3F	3

3-Position Chassis Mount Plug (M)

Part No.	Pins
44-D3M	3

XLR Microphone Jack (F)

Part No.	Pins
44-A3F	3

XLR Microphone Plug (M)

Part No.	Pins
44-A3M	3

(M) = Male Plug (F) = Female Socket

1/4" Mono

1/4" Mono Plug (M)
Plastic

Part No.
44-250

1/4" Mono Plug (M)
Metal

Part No.
44-280

1/4" Stereo Connectors

1/4" Stereo Plug (M)
Plastic

Part No.
19-1203

1/4" Stereo Plug (M)
Metal

Part No.
19-1204

Banana Plugs

Banana Plug (M)

Part No.	Color
19-1237	Red
19-1238	Black

Audio Adapters

1/4" Stereo Plug
(M) to 3.5 mm Plug (F)

Part No.
19-1706

1/4" Stereo Jack
(F) to 3.5 mm Plug (M)

Part No.
19-1701

'F' (F) to P3.5 mm (M)

Part No.
25-7540

'Y' Adapter, Stereo
3.5 mm Mini-Plug (M)
to (2) RCA Plugs (M)

Part No.
19-1670P

'Y' Adapter, Stereo
(1) RCA Plug (M)
to (2) RCA Jacks (F)

Part No.
19-1671P

'Y' Adapter, Stereo
3.5 mm Mini-Plug (M)
to (2) RCA Jacks (F)

Part No.
19-1672P

'Y' Adapter, Stereo
(2) RCA Plugs (M)
to (1) RCA Jack (F)

Part No.
19-1673P

(M) = Male Plug (F) = Female Socket

With one of the widest varieties of D-Subminiature connectors and modular adapters, we offer a complete D-Sub connectivity solution. Available in both gold-plated copper or tin alloy, crimp or solder styles, our offering provides the quality that you need at a reasonable cost. Our D-Sub hoods are available in plastic, as well as EMI/RFI protected metalized plastic and heavy duty metal. No D-Sub purchase is complete without reviewing our wide selection of **Emerson** D-Sub termination tools as seen

D-Sub Crimp Kits

D-Subminiature Standard Hood Kits include Plastic Hood with Hardware, Connector and Crimp Contacts.

Part No.	Pins	Gender
40-7009MK	9	M
40-7009SK	9	F
40-7015MK	15	M
40-7015SK	15	F
40-7025MK	25	M
40-7025SK	25	F

D-Sub Hoods with

Standard Plastic H Series Hoods with Rubber Grommets, includes Mounting Hardware.

Part No.	Pins	Hood
40-9709HG	9	Plastic
40-9715HG	15	Plastic
40-9725HG	25	Plastic

Heavy Duty Metal HM Series Hoods with Rubber Grommets, includes Mounting Hardware.

Part No.	Pins	Hood
40-9709HMG	9	Metal
40-9715HMG	15	Metal
40-9725HMG	25	

Metal

98 Series Crimp Style Panel & Cable Mount D-Sub Connectors

Gold-Plated Contacts, Copper-Plated Alloy tabbed with Gold-Plated Housing on Nickel Thermoplastic Insulator

Part No.	Pins	Gender	Housing
40-9809M	9	M	Copper/Gold
40-9815M	15	M	Copper/Gold
40-9825M	25	M	Copper/Gold

Part No.	Pins	Gender	Housing
40-9809S	9	F	Copper/Gold
40-9815S	15	F	Copper/Gold
40-9825S	25	F	Copper/Gold

(M) = Male Plug (F) = Female Socket

99 Series Crimp Style Panel & Cable Mount D-Sub Connectors

Gold-Plated Contacts, Press Fitted Tin Alloy Housing on Nickel Thermoplastic Insulator

Part No.	Pins	Gender	Housing
40-9909M	9	M	Tin
40-9915M	15	M	Tin
40-9925M	25	M	Tin

Part No.	Pins	Gender	Housing
40-9909S	9	F	Tin
40-9915S	15	F	Tin
40-9925S	25	F	Tin

94 Series Crimp Style Panel & Cable Mount High Density D-Sub Connectors

Gold-Plated Contacts, Press Fitted Tin Alloy Housing on Nickel Thermoplastic Insulator

Part No.	Pins	Gender	Housing
40-9415HDM	15	M	Tin

Part No.	Pins	Gender	Housing
40-9415HDS	15	F	Tin

D-Sub Pins & Sockets

Standard D-Sub Pins for
98 & 99 Series (M)
Gold Plated

Part No.	Quantity
40-9854M	25 per bag
40-9856M	100 per bag

Standard D-Sub Pins for
98 & 99 Series (F)
Gold Plated

Part No.	Quantity
40-9864S	25 per bag
40-9866S	100 per bag

High Density D-Sub Pins for
98 & 99 Series (M)
Gold Plated

Part No.	Quantity
40-9428M	100 per bag



High Density D-Sub Pins for
98 & 99 Series (F)
Gold Plated

Part No.	Quantity
40-9428F	100 per bag

D-Sub Termination

D-Sub Insertion
& Extraction Tool

Part No.	Type
40-9865	Standard
40-9427T	High-Density

D-Sub Non-Ratchet
Crimp Tool
Crimps Non-
Insulated Open Barrel
Connectors & Contacts.

Blister No.
24-73733P

D-Sub Crimping Tool
for Precision Machined
Contacts, 4 Way Indent,
Crimps 20-26 AWG with
Built-in Contact Locator.

Blister No.
24-8643P

D-Sub Full Cycle Ratchet Crimping Tool
with Tension Adjustment Wheel,
Crimps 18-22 & 24-30 AWG,
Non-Insulated Open Barrel
Connectors, D-Sub Contacts.

Blister No.
24-8645P

D-Sub Full Cycle Ratchet Crimping Tool
Crimps 10-22 AWG Non-Insulated
Open Barrel Connectors, D-Sub &
V.35 Contacts.

Blister No.	Replacement Die No.
24-8644P	99-8644

D-Sub Hardware

Fig. A

Fig. B

Fig. C

Fig. D

Fig. E

Fig. F

Description	Length	Figure	Gender	Part No. (1 Set)	Bulk (50 Sets)
Screw & Retainer	0.31″	A	M	40-98440M	40-98440M-C
Screw & Retainer	0.55″	B	M	40-98441M	40-98441M-C
Hex Female Screw Locks	0.30″	C	F	40-98440F	40-98440F-C
Hex Female Screw Locks	0.50″	D	F	40-98442F	40-98442F-C
Hex Standoff	0.24″	E	F	40-98443N	40-98443N-C
Thumbscrew Set	1.25″	F	M	40-9844T	40-9844T-C

(M) = Male Plug (F) = Female Socket

D-Sub Stainless Steel Wallplates

D-Sub Wallplates
Stainless Steel, White

Pins	Single
9	40-9535
15	40-9533
25	40-9531

97 Series Solder Style Panel & Cable Mount D-Sub Connectors

Gold-Plated Contacts, Copper Alloy/Gold-Plated Housing on Nickel Thermoplastic Insulator

Part No.	Pins	Gender	Housing
40-9709M	9	M	Copper/Gold
40-9715M	15	M	Copper/Gold
40-9725M	25	M	Copper/Gold
40-9737M	37	M	Copper/Gold
40-9750M	50	M	Copper/Gold

Part No.	Pins	Gender	Housing
40-9709S	9	F	Copper/Gold
40-9715S	15	F	Copper/Gold
40-9725S	25	F	Copper/Gold
40-9737S	37	F	Copper/Gold
40-9750S	50	F	Copper/Gold

95 Series Solder Style Panel & Cable Mount D-Sub Connectors

Gold-Plated Contacts, Tin Alloy Housing on Nickel Thermoplastic Insulator

Part No.	Pins	Gender	Housing
40-9509M	9	M	Tin
40-9515M	15	M	Tin
40-9525M	25	M	Tin

Part No.	Pins	Gender	Housing
40-9509S	9	F	Tin
40-9515S	15	F	Tin
40-9525S	25	F	Tin

95 Series Solder Style Panel & Cable Mount High Density D-Sub Connectors

Gold-Plated Contacts, Tin Alloy Housing on Nickel Thermoplastic Insulator

Part No.	Pins	Gender	Housing
40-9515HDM	15	M	Tin
40-9526HDM	26	M	Tin

Part No.	Pins	Gender	Housing
40-9515HDS	15	F	Tin
40-9526HDS	26	F	Tin

IDC Headers & D-Sub Connectors

Dual Row Socket Connectors
- Headers
(0.01" x 1" Spacing
w/Strain Relief)

Part No.	Pins
40-8110	10
40-8114	14
40-8116	16
40-8120	20
40-8126	26
40-8134	34
40-8140	40
40-8150	50



D-Subminiature
Connectors
Plastic & Metal

Part No.	Pins	Gender	Housing
40-8309S	9	F	Plastic
40-8309M	9	M	Plastic
40-8315M	15	M	Plastic
40-8325S	25	F	Plastic
40-8325M	25	M	Plastic
40-8425M	25	M	Metal

These IDC connectors are constructed of phosphorus bronze contacts, flame retardant thermoplastic, and their insulation meets or exceeds UL-94 V-O.

These connectors are fully interchangeable with competitive Sockets and Headers, and are designed to work with 28 AWG Stranded or 30 AWG Solid Wire.

(M) = Male Plug (F) = Female Socket

D-Sub Hoods

Standard Plastic 'H' Series
D-Sub Hoods
includes Mounting Hardware,
Gray.

Part No.	Pins
40-9709H	9
40-9715H	15
40-9725H	25
40-9737H	37
40-9750H	50



Deluxe Plastic 'HX' Series
D-Sub Hoods
includes Mounting Hardware &
Set Screw to Hold Cable, Gray.

Part No.	Pins
40-9709HX	9
40-9715HX	15
40-9725HX	25

Deluxe Metalized 'HS' Series
D-Sub Hoods
includes Mounting Hardware,
Shield Coating, Silver.

Part No.	Pins
40-9709HS	9
40-9715HS	15
40-9725HS	25



Shielded Metal 'HM' Series
D-Sub Hoods
includes Hardware, Silver.

Part No.	Pins
40-9709HM	9
40-9715HM	15
40-9725HM	25

D-Sub Modular Adapter Kits (1-Piece



Color: Gray
Built to USOC Color

Part No.	Mod	D-Sub	Gender	Housing
40-9536M	RJ-12	9	M	1 Piece
40-9536F	RJ-12	9	F	1 Piece
40-9538M	RJ-45	9	M	1 Piece
40-9538F	RJ-45	9	F	1 Piece

Part No.	Mod	D-Sub	Gender	Housing
40-9558M	RJ-45	15	M	1 Piece
40-9558F	RJ-45	15	F	1 Piece

Part No.	Mod	D-Sub	Gender	Housing
40-9586M	RJ-12	25	M	1 Piece
40-9586F	RJ-12	25	F	1 Piece
40-9588M	RJ-45	25	M	1 Piece
40-9588F	RJ-45	25	F	1 Piece

D-Sub Modular Adapter Kits (2-Piece



Color: Black
Built to Nevada Western Color Code

Part No.	Mod	D-Sub	Gender	Housing
40-9528M	RJ-45	9	M	1 Piece
40-9528F	RJ-45	9	F	1 Piece
40-9578M	RJ-45	25	M	1 Piece

Centronics Connectors

Centronics 50 Pin
Telco Cable Mount
Connector Kit (M)

Part No.
30-4809M

Centronics 50 Pin
Telco Cable Mount
Connector Kit (F)

Part No.
30-4809F

(M) = Male Plug (F) = Female Socket

When computer connectivity is the project at hand, turn to Emerson Network Power Connectivity Solutions. Offering a complete line of computer cables, including USB, RS-232, and IEEE 1284 printer cables, we can get you connected. If it's a LAN that you are setting up, we offer both Category 5E and Category 6 patch cables in assembled and low-profile molded versions. We also offer a wide selection of single mode and multimode fiber jumpers to meet your project requirements. Most standard fiber jumpers are available to ship from stock the same day. Custom Cat5E, Cat6 and fiber LAN cables are always available; just send us your requirements.

Premium Multi-Coax Monitor

VGA/SVGA Multi-Coax 5 BNC Monitor Cable

Part No.	Length	Conn. 1	Conn. 2
73-6360-6	6 feet	HD15 (M)	5BNC (M)
73-6360-10	10 feet	HD15 (M)	5BNC (M)

VGA/SVGA Multi-Coax Monitor Cable

Part No.	Length	Conn. 1	Conn. 2
30-1511-6	6 feet	HD15 (M)	HD15 (M)
30-1511-10	10 feet	HD15 (M)	HD15 (M)

VGA/SVGA Monitor Cables

VGA/SVGA Multi-Conductor Video Cable

Part No.	Length	Conn. 1	Conn. 2
30-1506MM	6 feet	HD15 (M)	HD15 (M)
30-1510MM	10 feet	HD15 (M)	HD15 (M)

VGA/SVGA Multi-Conductor Extension Cable

Part No.	Length	Conn. 1	Conn. 2
30-1506MF	6 feet	HD15 (M)	HD15
(F)			
30-1510MF	10 feet	HD15 (M)	HD15

Universal Serial Bus Cables (USB Ver. 2.0)

These USB cables consist of one pair of 20-28 AWG wire for power distribution (low or full speed) and one pair of 28 AWG wire twisted, with a shield and overall jacket (full speed) for signal distribution.

USB A-B Cable
Version 2.0

Part No.	Length	Conn. 1	Conn. 2
30-3007-3	3 feet	USB A (M)	USB B (M)
30-3007-6	6 feet	USB A (M)	USB B (M)
30-3007-10	10 feet	USB A (M)	USB B (M)
30-3007-15	15 feet	USB A (M)	USB B (M)

USB A-A Extension Cable
Version 2.0

Part No.	Length	Conn. 1	Conn. 2
30-3008-6	6 feet	USB A (M)	USB A (F)

USB A-A Cable
Version 2.0

Part No.	Length	Conn. 1	Conn. 2
30-3006-6	6 feet	USB A (M)	USB A (M)
30-3006-10	10 feet	USB A (M)	USB A (M)
30-3006-15	15 feet	USB A (M)	USB A (M)

(M) = Male Plug (F) = Female Socket

Bi-Directional Parallel Printer Cables

IEEE 1284 Centronics Printer Cable
18 Pair, 28AWEG, Dual-Shielded

Part No.	Length	Conn. 1	Conn. 2
30-1284AB-3	3 feet	DB25 (M)	Cent36 (M)
30-1284AB-6	6 feet	DB25 (M)	Cent36 (M)
30-1284AB-10	10 feet	DB25 (M)	Cent36 (M)

Centronics Printer Cable
36 Conductor, 28 AWG, Shielded

Part No.	Length	Conn. 1	Conn. 2
30-9506CC	6 feet	Cent36 (M)	Cent36 (M)
30-9510CC	10 feet	Cent36 (M)	Cent36 (M)

Centronics Printer Cable
25 Conductor, 28 AWG, Shielded

Part No.	Length	Conn. 1	Conn. 2
30-9506MC	6 feet	DB25 (M)	Cent36 (M)
30-9510MC	10 feet	DB25 (M)	Cent36 (M)

Serial & Parallel Extension Cables

Serial & Parallel Extension Cable
25 Conductor, 28 AWG, Shielded

Part No.	Length	Conn. 1	Conn. 2
30-9506MF	6 feet	DB25 (M)	DB25 (F)
30-9510MF	10 feet	DB25 (M)	DB25 (F)
30-9525MF	25 feet	DB25 (M)	DB25 (F)

DB9 Extension Cable (F)
Wired Pin to Pin

Part No.	Length	Conn. 1	Conn. 2
30-9506-77	6 feet	DB9 (F)	DB9 (F)
30-9510-77	10 feet	DB9 (F)	DB9 (F)

DB9 Data Extension Cable
Wired Pin to Pin

Part No.	Length	Conn. 1	Conn. 2
30-9506-99	6 feet	DB9 (M)	DB9 (F)
30-9510-99	10 feet	DB9 (M)	DB9 (F)

D-Sub Switch Boxes & Cables

DB9 Data Switch Cable
Wired Pin to Pin

Part No.	Length	Conn. 1	Conn. 2
30-9506-88	6 feet	DB9 (M)	DB9 (M)
30-9510-88	10 feet	DB9 (M)	DB9 (M)

D-Sub Manual Data Switches
Rotary Switch, 2-amp capacity,
No AC Required, Boxed, Metal

Part No.	Pins	Output
30-9575-2	9	2-Way
30-9585-2	25	2-Way
30-9585-4	25	4-Way

DB25 Data Switch Cable
25 Conductor, 28 AWG, Shielded

Part No.	Length	Conn. 1	Conn. 2
30-9506MM	6 feet	DB25 (M)	DB25 (M)
30-9510MM	10 feet	DB25 (M)	DB25 (M)
30-9525MM	25 feet	DB25 (M)	DB25 (M)

(M) = Male Plug (F) = Female Socket

Serial Modem Cables

External Serial Modem Cable

Part No.	Length	Conn. 1	Conn. 2
30-9506-29	6 feet	DB25 (M)	DB9 (F)
30-9510-29	10 feet	DB25 (M)	DB9 (F)

D-Sub Gender Changers

Gender Adapter
DB9 (F) to DB25 (M)

Part No.
30-9516

Gender Adapter
DB9 (M) to DB25 (F)

Part No.
30-9520

Null Modem Adapter
DB25 (M) to DB25 (F)

Part No.
30-9521

High Density D-Sub (SVGA)
Mini Gender Changers & Port Saver

Part No.	Pins	Gender
30-9537	15	F to F
30-9538	15	F to M

D-Sub Mini Gender Changers

Part No.	Pins	Gender
30-9530	9	F to F
30-9531	9	M to M
30-9532	15	F to F
30-9533	15	M to M
30-9534	25	F to F
30-9535	25	M to M

AC Power Cables

Three Conductor Electrical Equipment Cords
Use with Computer Monitors, Printers, Peripheral Devices
& other Electronic Equipment,
7 Amp 125 V, 18 AWG.

Part No.
Length
65-3006
6 feet
65-3010

Panasonic Replacement AC Power Cords, 6 ft.

Part No.	Style
65-403P	Wide

(M) = Male Plug (F) = Female Socket

With a comprehensive line of RF connectors, we can provide a complete connectivity solution. We stock 50 and 75 ohm cables for Audio, Video and Data requirements, including hook-up cables for satellite and CATV installations; RCA cables and adapter cables for TV, DVD and VHS hook-ups; as well as BNC cables for networking and video applications. If not in stock in our warehouse, our custom cable department offers the
capability to build any assembled or molded cable to your custom length or configuration, including BNC, 'N' UHF, Mini-UHF, TNC,

Deluxe RCA Audio Cables with

Deluxe Dual RCA Hook-Up & Dubbing Cables with Gold Connectors, Molded Strain Relief, 75 Ohm, One Video - One Audio, Packaged for Retail Display.

Part No.	Length	Conn. 1	Conn. 2
603DUGP	3 feet	RCA (M)	RCA (M)
606DUGP	6 feet	RCA (M)	RCA (M)
612DUGP	12 feet	RCA (M)	RCA (M)

Deluxe RCA Hook-Up & Dubbing Cables with Gold Connectors, Molded Strain Relief, 75 Ohm, Packaged for Retail Display.

Part No.	Length	Conn. 1	Conn. 2
603RRGP	3 feet	RCA (M)	RCA (M)
606RRGP	6 feet	RCA (M)	RCA (M)

Deluxe Triple RCA Hook-Up & Dubbing Cables with Gold Connectors, Molded Strain Relief, 75 Ohm, One Video - Two Audio, Packaged for Retail Display.

Part No.	Length	Conn. 1	Conn. 2
603DMGP	3 feet	RCA (M)	RCA (M)
606DMGP	6 feet	RCA (M)	RCA (M)
612DMGP	12 feet	RCA (M)	RCA (M)

RCA Audio/Video/Speaker

RCA (STEREO) Hook-Up & Dubbing Cables Molded Strain Relief, Shielded 75 Ohm, Red & White Color Coded, Packaged for Retail Display.

Part No.	Length	Conn. 1	Conn. 2
6803P	3 feet	RCA (M)	RCA (M)
6806P	6 feet	RCA (M)	RCA (M)
6812P	12 feet	RCA (M)	RCA (M)
6825P	25 feet	RCA (M)	RCA (M)

RCA (AUDIO) Hook-Up Cables Molded Strain Relief, Shielded 75 Ohm, Packaged for Retail Display, Black.

Part No.	Length	Conn. 1	Conn. 2
6706P	6 feet	RCA (M)	RCA (M)
6712P	12 feet	RCA (M)	RCA (M)

(M) = Male Plug (F) = Female Socket

Video Cables

HDMI to HDMI Cables
For standard and High-Definition (720 &1080i) video formats providing up to 5Gbps of bandwidth

Part No.	Length	Conn.1	Conn.2
30-1611-1	1 meter	HDMI (M)	HDMI (M)
30-1611-2	2 meter	HDMI (M)	HDMI (M)
30-1611-3	3 meter	HDMI (M)	HDMI (M)
30-1611-5	5 meter	HDMI (M)	HDMI (M)

HDMI to DVI-D Single Link Cables
Designed for high-resolution video formats for connection of PC and Video components

Part No.	Length	Conn.1	Conn.2
30-1612-1	1 meter	HDMI (M)	DVI (M)
30-1612-2	2 meter	HDMI (M)	DVI (M)
30-1612-3	3 meter	HDMI (M)	DVI (M)
30-1612-5	5 meter	HDMI (M)	DVI (M)

SVHS Video Cables
Molded Strain Relief, 4-Pin Mini-Din, Black

Part No.	Length	Conn. 1	Conn. 2
6SVHS-6P	6 feet	MD4 (M)	MD4 (M)
6SVHS-10P	10 feet	MD4 (M)	MD4 (M)
6SVHS-15P	15 feet	MD4 (M)	MD4 (M)
6SVHS-25P	25 feet	MD4 (M)	MD4 (M)
6SVHS-50P	50 feet	MD4 (M)	MD4 (M)

Audio Cables & Adapters

'Y' Adapter
(1) RCA Plug (M) to
(2) RCA Jacks (F)

Part No.
19-1671P

'Y' Adapter
(2) RCA Plugs (M) to
(1) RCA Jack (F)

Part No.
19-1673P

'Y' Adapter
Stereo 3.5 mm Mini-Plug (M) to (2) RCA Plugs (M)

Part No.
19-1670P

'Y' Adapter
Stereo 3.5 mm Mini-Plug (M) to (2) RCA Jacks (F)

Part No.
19-1672P

Stereo Adapter Cable
3.5 mm Plug (M) to
RCA Plug (M)

Part No.
19-1640P

Stereo Adapter Cable
3.5 mm Plug (M) to
3.5 mm Plug (M)

Part No.
19-1645P



'F' Jack (F) to
3.5 mm Plug (M)

Part No.
25-7540

3.5 mm (M) to
RCA Jack (F)

Part No.
25-7560

1/4" Stereo Jack (F)
to 3.5 mm Plug (M)

Part No.
19-1701

1/4" Stereo Plug (M)
to 3.5 mm Jack (F)

Part No.
19-1706

(M) = Male Plug (F) = Female Socket

75 Ohm 'F' to 'F' Hook-Up Cables for MATV/CATV/SATV/VCR/

F-59 Hook-Up Cable with Gold Connectors
Molded Strain Relief, 75 Ohm, Packaged
for Retail Display.

Part No.	Length	Conn. 1	Conn. 2
612FFGP	12 feet	F (M)	F (M)
615FFGP	15 feet	F (M)	F (M)

F-59 Hook-Up Cable with
Molded Strain Relief
75 Ohm, Bulk Packaged.

Part No.	Length	Conn. 1	Conn. 2
603FFBBU	3 feet	F (M)	F (M)

RG-59 Hook-up Cables with Molded Strain Relief
75 Ohm, Packaged for Retail Display.

White	Length	Black	Conn. 1	Conn. 2
--------	6 inches	666FFPB	F (M)	F (M)
601FFP	1 feet	601FFPB	F (M)	F (M)
602FFP	2 feet	----------	F (M)	F (M)
603FFP	3 feet	603FFPB	F (M)	F (M)
606FFP	6 feet	606FFPB	F (M)	F (M)
612FFP	12 feet	612FFPB	F (M)	F (M)
--------	15 feet	615FFPB	F (M)	F (M
625FFP	25 feet	625FFPB	F (M)	F (M)
650FFP	50 feet	650FFPB	F (M)	F (M)
675FFP	75 feet	675FFPB	F (M)	F (M)
6100FFP	100 feet	6100FFPB	F (M)	F (M)

F-59 Hook-Up Cable with Gold
'Quick Disconnect' Push-On Connectors
Molded Strain Relief, 75 Ohm,
Packaged for Retail Display.

Part No.	Length	Conn. 1	Conn. 2
603QQGP	3 feet	F (M)	F (M)
606QQGP	6 feet	F (M)	F (M)
612QQGP	12 feet	F (M)	F (M)

RG-6 Hook-up Cables with
Molded Strain Relief
75 Ohm, Packaged for Retail Display.

White	Length	Black	Conn. 1	Conn. 2
6-3FFP	3 feet	6-3FFPB	F (M)	F (M)
6-6FFP	6 feet	6-6FFPB	F (M)	F (M)
6-12FFP	12 feet	6-12FFPB	F (M)	F (M)
6-25FFP	25 feet	6-25FFPB	F (M)	F (M)

Call today for pricing and availability on any custom length RG-59 or RG-6 'F' cable assemblies.

Silver Satin Flat Cables

Modular Data Extension Cords
(M) to (M) Plugs, Straight-Wired

Part No.	Length	Color	Conductors
30-4PP7	7 feet	Gray	6P4C (RJ-11)
30-4PP15	15 feet	Gray	6P4C (RJ-11)
30-4PP25	25 feet	Gray	6P4C (RJ-11)
30-6PP7	7 feet	Gray	6P4C (RJ-12)
30-6PP15	15 feet	Gray	6P6C (RJ-12)
30-6PP25	25 feet	Gray	6P6C (RJ-12)
30-8PP7	7 feet	Gray	8P8C (RJ-45)

Modular Telephone Extension Cord
(M) to (M) Plugs, Cross-Wired

Part No.	Length	Color	Conductors
32-1414	7 feet	Gray	6P4C (RJ-11)
32-1434	15 feet	Gray	6P4C (RJ-11)
32-1454	25 feet	Gray	6P4C (RJ-11)
32-6PP7	7 feet	Gray	6P6C (RJ-12)
32-6PP15	15 feet	Gray	6P6C (RJ-12)
32-6PP25	25 feet	Gray	6P6C (RJ-12)

Coaxial LAN & Video Cables

BNC Cable Assemblies
Shielded BNC (M) to BNC (M), Black

50 Ohm		75 Ohm
RG-58	Length	RG-59
6035BBP	3 feet	603BBP
6065BBP	6 feet	606BBP
6012BBP	12 feet	612BBP
6025BBP	25 feet	625BBP
----------	50 feet	650BBP
----------	75 feet	675BBP

(M) = Male Plug (F) = Female Socket

Custom Made Coaxial Cables

As part of the Emerson Network Power Connectivity Solutions, we offer a wide selection of quality cables and jumpers in most connector styles and lengths. With production capabilities in USA, Mexico and Asia, we offer our customers the flexibility of quick turn assembled and molded cables in all styles and configurations, including Cat5E/6 jumpers, telco cables, Coaxial LAN, D-Sub, Audio/Video cables and many more.



RG-59 Audio & Video BNC to BNC Cables
Constructed of RG-59, 75 Ohm, 80% Braid, 22 AWG Stranded Cable, Matching Colored Boots & Cable.

Length	Black Part No.	Blue Part No.	Green Part No.	Red Part No.	Yellow Part No.
3 feet	73-6310-3	73-6311-3	73-6312-3	73-6313-3	73-6314-3
6 feet	73-6310-6	73-6311-6	73-6312-6	73-6313-6	73-6314-6
10 feet	73-6310-10	73-6311-10	73-6312-10	73-6313-10	73-6314-10
25 feet	73-6310-25	73-6311-25	73-6312-25	73-6313-25	73-6314-25

RG-59 Audio & Video RCA to RCA Cables
Constructed of RG-59, 75 Ohm, 80% Braid, 22 AWG Stranded Cable, Matching Colored Boots & Cable.

Length	Black Part No.	Blue Part No.	Green Part No.	Red Part No.	Yellow Part No.
3 feet	73-7410-3	73-7411-3	73-7412-3	73-7413-3	73-7414-3
6 feet	73-7410-6	73-7411-6	73-7412-6	73-7413-6	73-7414-6
10 feet	73-7410-10	73-7411-10	73-7412-10	73-7413-10	73-7414-10
25 feet	73-7410-25	73-7411-25	73-7412-25	73-7413-25	73-7414-25

RG-58 Thin Ethernet BNC to BNC Cables
Constructed of 50 Ohm, 95% Braid & 100% Foil Shield Cable, 20 AWG Stranded (Belden 9907 Equivalent), Black PVC Cable.

Length	Black Boots Part No.	Blue Boots Part No.	Green Boots Part No.	Red Boots Part No.	Yellow Boots Part No.
3 feet	73-6340-3	73-6361-3	73-6362-3	73-6363-3	73-6364-3
6 feet	73-6340-6	73-6361-6	73-6362-6	73-6363-6	73-6364-6
10 feet	73-6340-10	73-6361-10	73-6362-10	73-6363-10	73-6364-10
25 feet	73-6340-25	73-6361-25	73-6362-25	73-6363-25	73-6364-25

As with all of our custom built cables, additional sizes are always available!

RG-58AU & RG-58 Thin Ethernet BNC to BNC Cables
Constructed of RG-58AU, 50 Ohm, 95% Braid, 20 AWG Stranded Cable (Belden 8219 Equivalent), Black PVC Cable.

Length	Black Boots Part No.	Blue Boots Part No.	Green Boots Part No.	Red Boots Part No.	Yellow Boots Part No.
3 feet	73-6300-3	73-6351-3	73-6352-3	73-6353-3	73-6354-3
6 feet	73-6300-6	73-6351-6	73-6352-6	73-6353-6	73-6354-6
10 feet	73-6300-10	73-6351-10	73-6352-10	73-6353-10	73-6354-10
25 feet	73-6300-25	73-6351-25	73-6352-25	73-6353-25	73-6354-25

(M) = Male Plug (F) = Female Socket

Other Custom Made Cables



LAN Crossover Patch Cables
4 Pair UTP, 24 AWG Stranded, RJ-45 to RJ-45, EIA568B, with Matching Colored Boots & Cable (unless otherwise specified).

Length	Cat 5E-350 MHz	Cat 6-500 MHz
3 feet	74-778_X-3	74-888_X-3
7 feet	74-778_X-7	74-888_X-7
10 feet	74-778_X-10	74-888_X-10
14 feet	74-778_X-14	74-888_X-14
25 feet	74-778_X-25	74-888_X-25
50 feet	74-778_X-50	74-888_X-50

Colors: '_'= 0-Gray, 1-Black, 2-Blue, 3-Green,
4-Red, 5-Yellow, 6-White,

25 Pair TELCO Cable Assemblies
AMP 50 Pin Centronics Connector, 25 Pair, 24 AWG, USOC Wired

Length	(M) to (M)	(M) to (F)
6 feet	73-6930-6	73-6940-6
10 feet	73-6930-10	73-6940-10
25 feet	73-6930-25	73-6940-25
50 feet	73-6930-50	73-6340-50

V.35 Cable Assemblies
V.35 to V.35 using 18 1/2 Pair Low Capacitance Dual Shielded Cable

Length	(M) to (M)	(M) to (F)
6 feet	73-6500-6	73-6510-6
10 feet	73-6500-10	73-6510-10
25 feet	73-6500-25	73-6510-25
50 feet	73-6500-50	73-6510-50

Call today for pricing and availability on any custom cable assemblies.

Most name brand and equivalent connector styles are available to build to your configuration

DB-9 to DB-9, D-Subminiature Cables
Fully loaded using 4 1/2 Pair, Dual Shield, Low Capacitance Cable.

Length	(M) to (M) Part No.	(M) to (F) Part No.	(F) to (F) Part No.
6 feet	73-6210MM-6	73-6210MF-6	73-6210FF-6
10 feet	73-6210MM-10	73-6210MF-10	73-6210FF-10
25 feet	73-6210MM-25	73-6210MF-25	73-6210FF-25
50 feet	73-6210MM-50	73-6210MF-50	73-6210FF-50

DB-15 to DB-15, D-Subminiature Cables
Fully loaded using 7 1/2 Pair, Dual Shield, Low Capacitance Cable.

Length	(M) to (M) Part No.	(M) to (F) Part No.	(F) to (F) Part No.
6 feet	73-6220MM-6	73-6220MF-6	73-6220FF-6
10 feet	73-6220MM-10	73-6220MF-10	73-6220FF-10
25 feet	73-6220MM-25	73-6220MF-25	73-6220FF-25
50 feet	73-6220MM-50	73-6220MF-50	73-6220FF-50

DB-25 to DB-25, D-Subminiature Cables
Fully loaded using 12 1/2 Pair, Dual Shield, Low Capacitance Cable.

Length	(M) to (M) Part No.	(M) to (F) Part No.	(F) to (F) Part No.
6 feet	73-6230MM-6	73-6230MF-6	73-6230 FF-6
10 feet	73-6230MM-10	73-6230MF-10	73-6230 FF-10
25 feet	73-6230MM-25	73-6230MF-25	73-6230 FF-25
50 feet	73-6230MM-50	73-6230MF-50	73-6230 FF-50

(M) = Male Plug (F) = Female Socket

Fiber Optic Patch Cables

We offer a wide selection of quality fiber jumpers in most connector styles and lengths through our Optical division. Warehoused in Maryland, most standard configurations can be shipped same day. Custom lengths and configurations can be manufactured and shipped with a slightly longer lead time.

Multimode Patch Cord Styles

			Insertion Loss	
Connector	Cable Type	Polish Type	Typical	Max
FCA SC	50/125 µm, 62.5/125 µm	PC	<=-0.2	<=-0.35
FCA ST	50/125 µm, 62.5/125 µm	PC	<=-0.2	<=-0.35
SC	50/125 µm, 62.5/125 µm	PC	n/a	<=-0.5
ST	50/125 µm, 62.5/125 µm	PC	n/a	<=-0.5
FC	50/125 µm, 62.5/125 µm	PC	n/a	<=-0.5
LC	50/125 µm, 62.5/125 µm	PC	n/a	<=-0.5
MU	50/125 µm, 62.5/125 µm	PC	n/a	<=-0.5
MT-RJ	50/125 µm, 62.5/125 µm	Flat	n/a	<=-0.5
MTP	62.5/125 µm	Flat	n/a	<=-0.5
FDDI	62.5/125 µm	PC	n/a	<=-0.5
Escon	62.5/125 µm	PC	n/a	<=-0.5
D4	62.5/125 µm	PC	n/a	<=-0.5
Optiplug	62.5/125 µm	PC	n/a	<=-0.5
Optjack	62.5/125 µm	PC	n/a	<=-0.5
Min BNC	62.5/125 µm	PC	n/a	<=-0.5
Biconic	62.5/125 µm	PC	n/a	<=-1.30
SMA 905	62.5/125 µm	PC	n/a	<=-1.30
SMA 906	62.5/125 µm	PC	n/a	<=-1.30

Call today for pricing and availability on our wide selection of standard length jumpers. Custom lengths and connector configurations are always available!



Standard Fiber Jumper	Single mode	Multimode	Multimode
Cable Specifications	8.3/125 µm	62.5/125 µm	50/125 µm
Buffer material	PVC	PVC	PVC
Buffer OD	900 µm	900 µm	900 µm
Jacket material	PVC	PVC	PVC
Jacket OD	3.0 mm	3.0 mm	3.0 mm
Jacket color	Yellow	Orange	Orange
Attenuation	1.0 db/km @1310 nm	3.75 db/km @850 nm	3.75 db/km @850 nm
Attenuation	75 db/km @1550 nm	1.5 db/km @1310 nm	1.5 db/km @1310 nm
Min. bandwidth	-----	160 kHz/km @850 nm	160 kHz/km @850 nm
Min. bandwidth	-----	500 kHz/km @1310 nm	500 kHz/km @1310 nm
Serial Gigabit Ethernet Distance (m)	-----	-----	850 nm/1300 nm 600/600
Serial 10 Gigabit Ethernet Distance (m)	-----	-----	850 nm/1300 nm 82/-
Maximum tensile load cm	100 N/cm	100 N/cm	Maximum tensil load 100 N/
Loaded min. bend radius	5 cm	5 cm	Loaded min. bend radius 5 cm
Unloaded min. bend radius cm	3 cm	3 cm	Unloaded min. bend radius 3
Crush resistance	750 N/cm	750 N/cm	Crush resistance 750 N/cm
Impact resistance	1,000 cycles	1,000 cycles	Impact resistance 1,000 cycles
Flex resistance	5,000 cycles	5,000 cycles	Flex resistance 5,000 cycles

Our LAN patch cables are designed and tested to meet and exceed ANSI/TIA-568-B.2 Category 5E and ANSI/TIA-568-B.2-1 Category 6 industry standards. Available in assembled and molded low-profile boots, we offer a wide selection of 10 standard colors and 9 standard lengths. These cables are constructed of 24 AWG unshielded twisted pair 350 MHz and 500 MHz UL cable, and are stocked in our

centrally located warehouse in Waseca, Minnesota.

In addition, our custom cable department is ready and able to build any custom length or special configuration LAN cable in all 10 standard colors, including crossover and shielded twisted pair patch cables. Private labeling and packaging are always available,

Category 5E & 6 Patch Cables

Features:

- Cables are designed with 50u" Gold-Plated Modular Plugs
- Molded Cables have a Flexible Low-Profile Snagless Strain Relief
- Cat5E Cables are constructed of UL 350 MHz 24 AWG UTP Cable
- Cat6 Cables are constructed of UL 500 MHz 24 AWG UTP Cable
- All Cables are Retail Packaged with UPC-A Barcode
- ETL Tested & Verified to Category 5E and Category 6 Standards

	Cat5E Assembled	Cat5E Molded & Booted	Cat6 Molded & Booted
Length	Part No.	Part No.	Part No.
1 ft.	73-777x-1	73-779x-1	73-889x-1
3 ft.	73-777x-3	73-779x-3	73-889x-3
5 ft.	73-777x-5	73-779x-5	73-889x-5
7 ft.	73-777x-7	73-779x-7	73-889x-7
10 ft.	73-777x-10	73-779x-10	73-889x-10
14 ft.	73-777x-14	73-779x-14	73-889x-14
25 ft.	73-777x-25	73-779x-25	73-889x-25
50 ft.	73-777x-50	73-779x-50	73-889x-50
100 ft.	73-777x-100	73-779x-100	73-889x-100

X=Colors 0 (Gray), 1 (Black), 2 (Blue), 3 (Green), 4 (Red), 5 (Yellow), 6 (White), 7 (Orange),

Custom length assembled patch cables and crossover cables are also available with or without boots in all standard colors, as well as in pink, purple and orange, upon request.

Category 5E Assembled Patch Cables

These assembled type cables are constructed of Stranded 350 MHz UL Cable, Category 5E rated RJ-45 Plugs, and are built to the EIA568B standard configuration. (Example: Assembled, Green, 10 ft. = p/n 73-7773-10.)



Category 6 Molded Patch Cables

Designed with a low profile molded boot, these cables are constructed of Stranded 500 MHz UL Cable, Category 6 rated RJ-45 Plugs, and are built to the EIA568B standard configuration. (Example: Molded, Black, 3 ft. = p/n 73-8891-3.)

Category 5E Molded Patch Cables

Designed with a low profile molded boot, these cables are constructed of Stranded 350 MHz UL Cable, Category 5E rated RJ-45 Plugs, and are built to the EIA568B standard configuration. (Example: Molded, Gray, 7 ft. = p/n 73-7790-7.)



These premium quality UL listed modular plugs are manufactured in the USA to meet or exceed the high data transmission standards required by current voice and data communication standards. They are designed to work with most standard crimp tools, as well as the complete line of **Emerson** crimp tools as found on page 52. These connectors are available in 4, 6, 8 and 10 pin versions, and the gold contacts consist of 50 micro-inch gold plating, and are built to work with both solid and stranded

Modular Plugs

Features:

- 50 micro-inch Gold-Plated contacts
- Easy Installation with most Crimp Tools
- UL Listed & Certified
- Made in U.S.A.

F

Part No.	Figure	RJ-11 (6p4c)	RJ-12 (6p6c)	RJ-45 (8p8c)	CAT5	CAT5e	CAT6	Straight	Offset	Load Bar	Solid	Stranded	Flat	Round	Unshielded
32-5964UL	A	Handset Plug RJ-22 (4p4c)			✓			✓			✓	✓	✓	✓	✓
32-5954UL	B	✓			✓			✓			✓	✓	✓		✓
32-5994UL	B	✓			✓			✓			✓	✓		✓	✓
32-5956UL	C		✓		✓			✓			✓	✓	✓		✓
32-5996UL	C		✓		✓			✓			✓	✓		✓	✓
32-2098UL	F			✓	✓			✓			✓	✓		✓	Shielded
32-5958UL	D			✓	✓			✓			✓	✓	✓		✓
32-5998UL	D			✓	✓			✓			✓	✓		✓	✓
32-5998EUL	D			✓		✓			✓		✓	✓		✓	✓
32-2198UL	D			✓		✓		✓	✓	✓	✓	✓		✓	✓
32-6198UL	D			✓			✓		✓	✓	✓	✓		✓	✓
(Works with Belden 1872A and Bonded Cat6 7881															
32-5910UL	E			RJ-45 (10p10p	✓			✓			✓	✓		✓	✓

Cat5E & Cat6 Stranded Patch Cable
4 pair, 24 AWG Unshielded, EIA/TIA 568, 1,000 ft. 'Reel in Box' with cable length markings.

Cat5E (350 MHz) (500 MHz)		Cat6 Color
65-9580	Gray	65-9680
65-9581	Black	65-9681
65-9582	Blue	65-9682
65-9583	Green	65-9683
65-9584	Red	65-9684
65-9585	Yellow	65-9685
65-9586	White	65-9686
65-9587	Orange	65-9687
65-9588	Pink	65-9688
65-9589	Purple	65-9689

Flat Silver Satin Telephone and Computer Equipment Wire
28 AWG, Stranded Wire , Spool, Gray

Part No.	Cond.	Length	Listing
65-TF254C	4	500 feet	non-UL
65-TF224M	4	1,000 feet	non-UL
65-TF256C	6	500 feet	non-UL
65-TF226M	6	1,000 feet	non-UL
65-TF258C	8	500 feet	non-UL
65-TF228M	8	1,000 feet	non-UL
65-TF264M	4	1,000 feet	UL Listed
65-TF266M	6	1,000 feet	UL Listed
65-TF268M	8	1,000 feet	UL Listed

Colored Snagless Boots
for RJ-45 8 Conductor Shielded and Unshielded Modular Plugs.

Color	Round
Gray	30-2900GY
Black	30-2900BK
Blue	30-2900BU
Green	30-2900GN
Red	30-2900RE
Yellow	30-2900YE
White	30-2900WH

Telephone Butt

UR Connector
3 Ports for 2 or 3 Wire Connections, for 19-26 AWG Wire.

Part No.
32-5001

UY Connector
Bundle Splice for 2 Wire Connections, for 22-26 AWG Wire.

Part No.
32-5002

UB Connector
Space Saving Tap Connector to tap into existing wire without interruption, for 22-26 AWG Wire.

Part No.
32-5003

B-Wire Connector
Splices 17 AWG Bare and 22 AWG Insulated Wire.

Part No.	Quantity
32-6000M	1,000 per pack
32-6001C	100 per pack

Modular Couplers & Adapters

Shielded Cat5e RJ-45 Modular In-Line Coupler Straight Wired

Part No.	Color
30-9242	Nickel Plated

Unshielded Cat5e Panel Mount RJ-45 Modular In-Line Coupler Wired Straight for Data Applications.

Part No.	Color	Pins
30-9344G	Gray	8
30-9344B	Black	8
30-9344W	White	8
30-9344 I	Ivory	8

Unshielded Modular Duplex Adapter for splitting Voice, Modem, Fax and Data Lines.

Part No.	Color	Pins
32-1014	Ivory	4
32-1014W	White	4
32-1016	Ivory	6
32-1016W	White	6
32-1018	Ivory	8
32-1018W	White	8

RJ-11 Three-Way Modular Adapter

Part No.	Color	Pins
32-1044	Ivory	4

Unshielded Modular In-Line Coupler Cross Wired for Voice Applications.

Part No.	Color	Pins
32-1004	Ivory	4
32-1004W	White	4
32-1006	Ivory	6

Unshielded Modular In-Line Coupler Wired Straight for Data Applications.

UL Part No.	Color	Pins
30-1004UL	Ivory	4
30-1006UL	Ivory	6
30-1008KUL	Ivory	8

Modular Tools

4" UTP Stripping Tool
Strips 2, 4, 6 & 8 cond. Flat or Round Cable Solid and Stranded from 3.5 mm-9 mm.

Part No.
24-7740P

Modular Crimping Tool
Crimps & Strips 4, 6, 8 & 8 Keyed Modular Plugs, also works on AMP & Stewart Connectors.

Part No.	Style
24-4680P	Non-Ratchet
24-4680RP	Ratchet

Pro-Series Impact Punch Down Tool
Has a 66 & 110 Blade, a Twist Lock Mechanism, and Adjustable Impact Control.

Part No.
24-418P

LANtest Remote Cable Tester
Tests Pinout & Continuity for 4,6 & 8 pin USOC, RJ-45 568 A&B and Thinnet BNC Connections.

Part No.
24-517

Keystone Wallplates



Standard Series Keystone Wallplates
Plastic, Individually Retail Packaged

Ports	Ivory	White
1 Port	30-9209	30-9429
2 Port	30-9210	30-9420
3 Port	30-9211	30-9421
4 Port	30-9223	30-9423
6 Port	30-9212	30-9422

Keystone Jacks

Cat5E RJ-45 Keystone Jacks (8p8c) ach 110 IDC is color coded for EIA 568A & 568B termination and each jack is designed to fit in any standard keystone wall-plate or surface mount box.

90°	180°	Color
30-7511	30-7711	Black
30-7512	30-7712	Blue
30-7513	30-7713	Green
30-7514	30-7714	Red
30-7515	30-7715	Yellow
30-7516	30-7716	White
30-7517	30-7717	Orange
30-7518	30-7718	Ivory
---------	30-7719	Gray





90° Cat3 Tool-less Keystone USOC Jacks (Voice - 6p6c)

Part No	Color
30-9201	Black
30-9201BU	Blue
30-9201RE	Red
30-9201WH	White
30-9201 IV	Ivory

Shielded CAT5E RJ-45 Keystone Jacks (8p8c)

Part No.
33-7720

Keystone Inserts

Keystone Blank Filler Insert

Part No.	Color
30-9213	Ivory
30-9213W	White

Unshielded Cat 5e RJ-45 Keystone Feed Through Adapter

Part No	Color
30-9344B	Black
30-9344I	Ivory
30-9344G	Gray
30-9344W	White

Unshielded Cat 4 RJ-45 Keystone Feed Through Adapter Black

Part No.
30-9240

Our Patch Panels and Keystone Jacks are designed to provide a high reliability in data transmissions meeting or exceeding UL and EIA/TIA specifications. Each 110 IDC is color-coded for EIA 568A and 568B termination and each panel is individually boxed and includes 110 IDC dust caps, mounting screws and a disposable 110 IDC termination tool. Our Keystone Jacks and inserts are designed to fit in any standard keystone wallplate or surface mount box. Also see our complete offering of preassembled modular telephone wallplates and biscuit blocks on page 44.

Category 5E Patch Panels

These patch panels are designed to provide a high reliability in data transmissions meeting or exceeding UL and EIA/TIA specifications.

Each 110 IDC is color coded for EIA 568A & 568B termination, and each panel is individually boxed and includes 110 IDC dust caps, mounting screws, and a disposable 110 IDC termination tool.



19" Rack Mount Cat5E Patch Panels
RJ-45/110 IDC, EIA 568A/B

Part No.	Ports	Description
30-7422AB	16 Port Cat5e	1.75" x 19"
30-7424AB	24 Port Cat5e	1.75" x 19"
30-7448AB	48 Port Cat5e	3.50" x 19"

Vertical Wall Mount w/Bracket
RJ-45/110 IDC, EIA 568A/B

Part No.	Ports
30-8412AB	12 Port Cat5e

66 Block & Bracket

These 66 blocks are designed for termination of all voice, fax and modem lines in the closet where reliability is a necessity. These blocks meet or exceed voice grade specifications, terminate 22 to 26 AWG cross connect wire, and wall mount on our standard 89B bracket.



Part No.	Description
30-5760	50 Pair - 66 Block
30-5765	89B Mounting Bracket

Mounting Hardware



Hinged Wallmount Patch Panel Bracket
5" depth, EIA/TIA Threaded Hole Pattern, Metal, Black

Part No.	Ports	H	W	D
30-5620	12, 16, 24	1.75"	x 19"	x 5"
30-5624	32, 48	3.5"	x 19"	x 5"
30-5648	96	7.0"	x 19"	x 5"
30-5696	128	8.75"	x 19"	x 5"



Hinged Wallmount Patch Panel Bracket
12" depth, EIA/TIA Threaded Hole Pattern, Metal, Black

Part No.	Ports	H	W	D
30-5648-12	96	7.0"	x 19"	x 12"

Modular Surface Mount Boxes



Single Port Surface Mount Box
Category 4 Screw Termination,
Bottom Entry Wiring

Part No.	Color	Pins
32-2034	Ivory	4
32-2034W	White	4
32-2036	Ivory	6
32-2036W	White	6
32-2038	Ivory	8
32-2038W	White	8



Category 5E Surface Mount Boxes
PC Board Design, RJ-45/110 IDC, EIA 568A & 568B Termination, Plastic Housing

Part No.	Ports	Color	Pins
30-5198ABi	1 Port	Ivory	8
30-5198ABW	1 Port	White	8
30-5298ABi	2 Port	Ivory	8
30-5298ABW	2 Port	White	8

Dual Cat4 RJ-45 Surface Box
4 or 8 Conductor Screw Termination

Part No.	Color	Pins	Termination
32-2234	Ivory	8	8 Screws
32-2234W	White	8	8 Screws

Single RJ-31X Surface Jack
8 Position with Shorting Bar,
Screw Termination

Part No.	Color	Pins
32-2058K	Ivory	8

Single Port RJ-11 Surface Box
Rear Entry Wiring, Screw
Termination

Part No.	Color	Pins
32-2044	Ivory	4
32-2044W	White	4

Modular Telephone Wallplates

Wallmount Telephone RJ-11 Wallplate

Part No.	Color	Pins	Blister No.
32-1224	Ivory	4	31-1224P
32-1224W	White	4	
31-1224WP			

Single Port Cat 4 Voice & Data Wallplates
Standard Finish

Part No.	Color	Pins
32-1204	Ivory	4
32-1204W	White	4

Single Port Category 4 Telephone Wallplate
Smooth Finish

Part No.	Color	Pins
32-1205	Ivory	4
32-1205W	White	4

Dual Port Telco & CATV Wallplate
RJ-11 & F-81, Standard Finish

Part No.	Color	Pins
32-1324	Ivory	4
32-1324W	White	4

Dual Port Cat 4 Voice & Data Wallplates
Standard Finish

Part No.	Color	Pins
32-1214	Ivory	4
32-1214W	White	4

We offer the most complete line of active and passive CATV interconnection devices from one distribution point. From digital splitters to miniature drop amplifiers to CATV termination accessories, our

products are built to meet the specifications and expectations of your local cable carrier, as well as the home installer. If you don't see the accessory that you need, please call us because chances are that we have it in stock!

CATV Economy Splitters



CATV Economy Splitters
5 MHz to 900 MHz

Features epoxy sealed back plate providing weatherproof protection. Port spacing allows for easy installation of security shields, and each comes complete with a grounding screw.

Part No.	Ports	Style	Bandwith	Isolation Loss	Insertion Loss
11-4120	2-Way	Horizontal	5 MHz - 900 MHz	20db	3.5db
11-4130	3-Way	Horizontal	5 MHz - 900 MHz	20db	6.5db/1@3.5db
11-4140	4-Way	Horizontal	5 MHz - 900 MHz	30db	6.5db
11-4060	6-Way	Vertical	5 MHz - 900 MHz	30db	10db
11-4080	8-Way	Vertical	5 MHz - 900 MHz	30db	10db

CATV Splitters - 5 MHz to 900

CATV 2-Way, Mini-Splitter
5 MHz to 900 MHz

Part No.
11-4110

Features epoxy sealed back plate. DC Passive 'T' style mini-housing designed for tight spaces. Horizontal port layout.

Isolation loss: 20db
Insertion Loss: 3.5db

Power Passing VHF Splitters
5 MHz to 900 MHz

AC/DC Power Path clearly marked from Input to Output and AC/DC Power Path via Induction from Input to 1 Output. Power Blocking from Input to all Remaining Outputs.

Part No.	Ports	Style	Bandwith	Isolation Loss	Insertion Loss
11-4820	2-Way	Horizontal	5 MHz - 900 MHz	30db	3.5db
11-4830	3-Way	Horizontal	5 MHz - 900 MHz	30db	6.5db/1@3.5db
11-4840	4-Way	Horizontal	5 MHz - 900 MHz	30db	6.5db

Viewsonics™ Digital Couplers/Drop

DT

DTW

Digital Ready Indoor/Outdoor Coupler & Drop Taps
5 MHz to 1 GHz

These high isolation Power Passing Drop Taps, are constructed of precision machined 'F' connectors, mounted on a quality Zinc alloy diecast housing. A tin-plated and solder-sealed backplate provide over 110db RFI shielding and a high degree of anticorrosion protection. Available in Wallplate and 'T' type

DT (T-Type)	DTW (Wallplate)	In	Out	Tap	Tap Value
VSDDT4	VSDPDCW4	1	1	1	4db
VSDDT6	VSDPDCW6	1	1	1	6db
VSDDT8	VSDPDCW8	1	1	1	8db
VSDDT9	VSDPDCW9	1	1	1	9db
VSDDT10	VSDPDCW10	1	1	1	10db
VSDDT14	VSDPDCW14	1	1	1	14db
VSDDT18	VSDPDCW18	1	1	1	18db

Power Passing Drop Taps - 5 MHz to 900

High Isolation Power Passing Drop Taps, 82 Channel UHF/VHF/FM , low loss, plated metal housing with hole for mounting, vertical port

Part No.	In	Out	Tap	Isolation
11-4310-12	1	1	1	12db
11-4310-17	1	1	1	17db
11-4310-23	1	1	1	23db

Part No.	In	Out	Tap	Isolation
11-4320-12	1	1	2	12db
11-4320-17	1	1	2	17db
11-4320-23	1	1	2	23db

Part No.	In	Out	Tap	Isolation
11-4340-12	1	1	4	12db
11-4340-17	1	1	4	17db
11-4340-23	1	1	4	23db

Blocking Coupler & A/B Slide Switch

'F' Voltage Blocking Coupler
Blocks DC and Low Frequency AC Power-
Bandwidth: DC to 1 GHz,
Return Loss 25db, (M) to (F).

Part No.
25-7901

A/B Slide Switch
(2 to 1) or (1 to 2) use for 75 Ohm 'F' Hook-up cable. Allows quick selection of Cable, TV, Antenna or VCR. 60db isolation.

Part No.
15-5020

CATV 12- & 16-Way Splitters - 5 MHz to 1

Viewsonics™

CATV Platinum Plus Splitter
Vertical, 5 MHz to 1 GHz

Features solder sealed back plate providing 130db RF shielding, a printed circuit design that ensures performance up to 1 GHz, and a specially plated Zinc housing allows for excellent corrosion resistance. Port spacing allows for easy installation of security shields, and each comes complete with a grounding screw.

Part No.	Ports	Housing	Bandwith	Port to Port Isolation	Insertion Loss
VSPSREP12	12-Way	Vertical Ports	5 MHz - 1 GHz	22db	14db
VSPSREP16	16-Way	Vertical Ports	5 MHz - 1 GHz	25db	15.5db

CATV Digital Splitters - 5 MHz to 1

Viewsonics™

CATV Digital Ready Splitters
Vertical, 5 MHz to 1 GHz

Features solder sealed back plate providing 130db RF shielding, a printed circuit design that ensures performance up to 1 GHz, and a specially plated Zinc housing and 360° port sealing sleeves allow for excellent corrosion resistance. Port spacing allows for easy installation of security shields,
and each comes complete with a

Part No.	Ports	Housing	Bandwith	Port to Port Isolation	Insertion Loss
VS2WDSV	2-Way	Vertical Ports	5 MHz - 1 GHz	32db	4.3db
VS3WDSV	3-Way	Vertical Ports	5 MHz - 1 GHz	32db	4.8/8.6db
VS3WBDSV	3-Way Balanced	Vertical Ports	5 MHz - 1 GHz	28db	7.5db
VS4WDSV	4-Way	Vertical Ports	5 MHz - 1 GHz	32db	8.6db
VS6WDSV	6-Way	Vertical Ports	5 MHz - 1 GHz	33db	11.1db

CATV Digital Ready Splitters
Horizontal, 5 MHz to 1 GHz

Features solder sealed back plate providing 130db RF shielding, a printed circuit design that ensures performance up to 1 GHz, and a specially plated Zinc housing and 360° port sealing sleeves allow for excellent corrosion resistance. Port spacing allows for easy installation of security shields,
and each comes complete with a

Part No.	Ports	Housing	Bandwith	Port to Port Isolation	Insertion Loss__
VS2WDS	2-Way	Horizontal Ports	5 MHz - 1 GHz	32db	4.3db
VS3WDS	3-Way	Horizontal Ports	5 MHz - 1 GHz	32db	4.8/8.6db
VS3WBDS	3-Way Balanced	Horizontal Ports	5 MHz - 1 GHz	28db	7.5db
VS4WDS	4-Way	Horizontal Ports	5 MHz - 1 GHz	32db	8.6db
VS6WDS	6-Way	Horizontal Ports	5 MHz - 1 GHz	20db	10db
VS8WDS	8-Way	Horizontal Ports	5 MHz - 1 GHz	20db	12db

CATV Digital Amplifiers - 54 MHz to 1

Viewsonics™

Mini Drop Amplifier
54 MHz to 1 GHz (Boxed)

This compact digital ready amplifier is designed for restricted spaces and drop boxes, and features 6 KV combination wave surge protection, triple plated Zinc housing for
maximum corrosion protection, precision machined brass 'F' Connectors and an Internal Diplexor for increased band isolation. Power Adapter included.

Part No.
VSMA601C
VSMA602C
VSMA604C
VSMA608C

Single Sided Mini Drop Amplifier
54 MHz to 1 GHz (Boxed)

This compact digital ready amplifier has all ports on one side for use in restricted spaces and drop boxes, and features 6 KV combination wave surge protection, triple plated Zinc housing for maximum corrosion protection, precision machined brass 'F' Connectors and an internal Diplexor for increased band isolation. Power Adapter included.

Part No.
VSMA611C

Digital Ready Drop Amplifier
54 MHz to 1 GHz (Boxed)

This full-size Amplifier features 6 KV combination wave surge protection, triple plated Zinc housing for maximum corrosion protection, diecast Zinc plated 'F' Connectors
and an Internal Diplexor for increased band isolation. Power Adapter included, and available with or without Power Inserter. Power Adapter included.

Ports	w/o Power Inserter	w/Power Inserter
1	VSA601C	VSA601CPI
4	VSA604C	VSA604CPI
8	VSA608C	VSA608CPI

CATV Coaxial Amplifiers

1 Way 25db TV/ VCR Amplifier
54 MHz to 900 MHz (Boxed)

Covers Mid & Super Bands 54 to 90 MHz, switchable FM Trap, 75 Ohm Input & Output, uses 110VAC Power Source, has built-in lightning protection, constructed with a heavy metal case, On/Off Light and a Low Noise-Integrated Circuit.

Gain: 25db VHF, 23db UHF
Noise: Low 5.4db, High 6.2db, UHF 14db
FM Trap Attenuation: 20db 95-108 MHz

Part No.
14-4999

1 Way 30db TV/ VCR Amplifier
with Adjustable Gain
54 MHz to 900 MHz (Boxed)

Solid State UHF/VHF/FM Amplifier, 30db gain with Adjustable Gain Control, switchable FM Trap, 75 Ohm Input & Output, uses 110VAC Power Source, constructed with a heavy metal case, UL listed.

Gain: 30db VHF, 26db UHF
Bandwidth: VHF 50-450 MHz
UHF 470-890 MHz

Part No.
14-4952

CATV Modulator &

Channel 3 Signal Combiner
Has six-stage bypass/bandstop filter with adjustable balancing attenuators, enabling the use to combine a channel 3 output signal from a STV, MDS, VCR or Video Game device with an existing MATV System containing adjacent channel 2 and 4. The filtering system provides excellent harmonic reduction from all types of modulators used in STV, MDS or VCR units. Individually boxed.

Part No.
15-5883

RF Modulator
Receives Composite Audio & Video Signals from your VCR, Computer or other sources, and feeds RF signals to your TV set. Selectable channel 3 or 4 output, instructions included. Individually boxed.

Part No.
14-5641

Attenuator Pads

'F' Mini- Attenuator Pads
Nickel Plated,
Accuracy within 5%,
Return Loss 20db, 22 AWG Center Pin, DC to 1 GHz Bandwidth,
(M) to (F)

Part No.	Attenuation
FLN1G	1db
FLN2G	2db
FLN3G	3db
FLN6G	6db
FLN8G	8db
FLN10G	10db
FLN12G	12db
FLN16G	16db
FLN20G	20db

CATV/SATV Accessories

Satellite & CATV
Grounding Blocks
with Brass F-81 connectors and
Zinc diecast block, includes
2 mounting and grounding
screws.

Part No.	Style	Frequency
12-2001	Single	2 GHz
12-2002	Dual	2

CATV F-81 Grounding Blocks
Zinc diecast, includes
2 mounting screws.

Part No.	Style	Frequency
25-7220	Single	900 MHz
25-7221	Dual	900

MHz

CATV F-81 Grounding Blocks
Zinc diecast, includes
2 mounting screws.

Part No.	Style	Frequency
VSGB1-2G	Single	2GHz
VSGB2-2G	Dual	

2GHz

Plastic Feed Thru Bushings

Part No.	Size	Style	Color
25-7230	RG-59	Single	White
25-7240	RG-58	Single	Black
25-7231	RG-6	Single	White
25-7241	RG-6	Single	Black

Plastic Cable Clips
with Mounting Nail.

Part No.	Size	Style	Color
25-7250	RG-59	Single	White
25-7260	RG-59	Single	Black
25-7251	RG-6	Single	White
25-7261	RG-6	Single	Black
25-7263	RG-6	Dual	

Black

COAX Seal
1/2" x 60" Moldable plastic.
Seals fittings from moisture,
Sold in 12 packs

Part No.
25-7955

Quick Disconnect
Matching Transformer
with Piercing Screws, Plastic.

Input: 75 Ohm
Output: 300 Ohm
VHF/UHF

Part No.
10-2280

TV/CATV/Satellite - F-81 Wallplates

CATV/Satellite Wallplate with
2 GHz F-81 Connector
Flush Mount, Plastic

Part No.	Color	Ports
25-7770I2	Ivory	Single
25-7770W2	White	Single
25-7890I2	Ivory	Dual
25-7890W2	White	

Dual

Blank F-81 Wallplate
3/8" Center hole,
Flush Mount, Plastic

Part No.	Color	Ports
25-7750W	White	Single
25-7750	Ivory	Single
25-7790	Ivory	

Dual

Dual Port Telco & CATV
Wallplate
RJ-11 & F-81, Flush Mount,
Plastic

Part No.	Color	Ports
32-1324	Ivory	Dual
32-1324W	White	Dual

Cable & Network Test Equipment

Network Installers Kit
This tool kit is a complete LAN tool kit designed for the datacom/network consultant, installer, or value user. It comes complete with a 24-LANTEST Network Tester, plus Crimper, Coaxial Stripping Tool, Pro-Series Punch Down Tool and Modular Plugs in
convenient zipper type carrying case.

Part No. 24-LANKIT

LANKIT Includes:

(1) 24-4680P	RJ-11/12/45 Crimper
(1) 24-418P	66/110 Impact Punch Tool
(1) 24-7742P	Pocket Stripper & Punch Tool
(1) 24-LANTEST	Network Tester w/case
(1) --------	Fabric Zipper Carrying Case

*Also includes a mix of RJ-11/12/45 Plugs and an assortment of colored RJ-45 Strain Relief Boots.

Cable Tester Kits

Part No. 24-517

Tester Package Includes:
(2) BNC Adapter Cables, 15 cm
(1) BNC Adapter (M) to (M)
(1) 6" RJ-45 Modular Cable
(1) Deluxe Carrying Bag

LAN & Modular Cable Tester
This tester is designed to quickly read the correct pin configuration of 10/100 Base-T Cable (Cat 5/5E/6), 10 Base-2 Cable (coax), USOC RJ-45/RJ-11 Modular Cables, 356A, EIA/TIA-568A/B and Token Ring cables. With the remote terminator it can test cables installed up to 1,000 feet away through wall- plates and patch panels. It features auto or manual scan with pin-out LED indicators, it verifies cable continuity, opens, shorts, and reversed pairs, and it can check the cable ground. In addition, a power switch is
provided for conserving battery power, and

Part No. 24-LANTEST

LAN & USB Cable Tester Kit
This tester is a palm-sized unit with four different testing ports: RJ-45, RJ-11, USB, and BNC for the testing of today's most popular media. It can be used to verify the condition of cables, both before and after their installation. A passive module can be detached for testing the remote end of installed network cabling. One button testing offers easy operation and multiple LEDs give clear testing results. The unit will also automatically shut off when not in use. Carrying case included.

Part No.
24-513

Network Cable Tester
Quickly tests popular network cable wiring such as 258A specified by AT&T or 10/100 BaseT-Ethernet standard. It is equipped with a set of dip switch and jumpers, which allows you to test the pin-out status or custom configure as needed. Leather carrying case included.

With such a large complement of connectors to offer, it is only fitting that you'll find an equally complete offering of **Emerson** termination tools.This line of products includes both ratchet and non-ratchet crimp tools for coaxial, modular plugs, and D-Sub connectors. In addition, you will find a wide array of cable strippers, cutters, impact and nonimpact punch down tools, and a variety of multi-meters, cable testers and termination tool kits to meet your needs.

Pro-Series 110 & 66 Impact Punch Down Tools

Pro-Series Impact Punch Down Tool Tool includes two blades. A 66 standard with a 110 installed in the handle. It has a Twist Blade Locking Mechanism, and an adjustable "Hi-Lo" Impact Control. (Replacement Blades are interchangeable with Harris™ Blades.)

Part No.	Blade No.
24-418P	99-418 (110 only)
	99-419 (66 only)

Non-Impact Punch Down

Non-Impact Punch Down Tool for 66 & 110 type terminations (punch only) with a reversible blade, 66 on one end and 110 on the other end.

Part No.
24-410P

Non-Impact Punch Down Tool for 66 type terminations (punch & cut) with a reversible blade, 66 punch on one end and a 66 cut on the other end.

Part No.
24-411P

Keychain Punch Down Tools

Keychain Punch Tool for UTP/STP 110 IDC Terminations.

Part No.
30-7207

Pocket Stripper & Punch Tool for UTP/STP 110 IDC Terminations.

Part No.
24-7742P

Modular Plug Crimping Tools

Modular Crimping Tool
that cuts, strips and terminates 4, 6, 8, & 8 Keyed Modular Plugs. (Works on AMP™ & Stewart™ Plugs.)

Non-Ratchet No. 24-4680P
w/ Ratchet No. 24-4680RP

Modular Crimping Tool
that cuts, strips and terminates 2, 4, 6, 8, & 8 Keyed Modular Plugs. (Will not work on AMP™ RJ-45 Plugs.)

Non-Ratchet No. 24-4681P
w/ Ratchet No. 24-4682P

Deluxe Modular Crimping Tool
that cuts, strips and terminates 2, 4, 6, 8, and 8 Keyed, 10, DEC 4 & 6 and 4 Conductor Handset Plugs. (Works on AMP™ RJ-45 Plugs only.)

w/ Ratchet No. 24-7865P

Economy Modular Crimping Tool
for RJ-11/12 Plugs. Cuts, strips and terminates 2, 4 and 6 Pin Modular Plugs.

Blister No. 24-7746P

Economy Modular Handset Crimping Tool
for RJ-22 Plugs. Cuts, strips and terminates 4 Pin Handset Plugs.

Blister No. 24-7749P

Economy Modular RJ-45 Crimping Tool
that cuts, strips and terminates 8 & 8 Keyed Modular Plugs.

Blister No. 24-7748P

Wire Cutters & Strippers

Heavy Duty Cable Cutter
for cutting RG-8 Cable and Multi-Conductor Cable up to .500".

Blister No. 24-7378P

5" Cutter & Stripper
Thin profile,
Carbon Steel

Blister No. 24-7376P

All Purpose Utility Tool
Wire Stripper, Cutter, Plier & Crimper, strips 10 to 18 AWG Wire

Blister No. 24-7371P

5" Cutter Economy Stripper
Adjustable control, Return Spring, Carbon Steel

Blister No. 24-7375P

D-Sub Crimping & Termination Tools

D-Sub Full Cycle Ratchet Crimping Tool
Crimps 10-22 AWG Non-Insulated Open Barrel Connectors, D-Sub & V.35 Contacts.

Blister No. 24-8644P
Replacement Die No. 99-8644



D-Sub Full Cycle Ratchet Crimping Tool with Tension Adjustment Wheel, crimps 18-22 & 24-30 AWG, Non-Insulated Open Barrel Connectors, D-Sub Contacts.

Blister No. 24-8645P

D-Sub Crimping Tool
for Precision Machined Contacts, 4 Way Indent, Crimps 20-26 AWG with Built-in Contact Locator.

Blister No. 24-8643P

Insulated Terminal Ratchet Crimping Tool
Crimps 10-22 AWG fully insulated terminals in an ovalized crimp.

Blister No. 24-8622P
Replacement Die No. 99-8622

See our wide selection of D-Sub components on pages 26-29.

D-Sub Non-Ratchet Crimp Tool
Crimps Non-Insulated Open Barrel Connectors & Contacts.

Blister No. 24-7373P

Automatic Trigger Stripper
for stripping Stranded Multi-conductor Cable and Solid Conductor Cable, 14-22 AWG.

Blister No. 24-4550P

4" Universal UTP Stripping Tool
for Round or Flat Wire and UTP Cable from 3.5 mm-9 mm max. Even irregular outshape of insulation can be put into the V and U slots . Strips 2, 4, 6 & 8 Conductor. Flat or Round, Solid or Stranded Cable.

Blister No. 24-7740P

Automatic Wire Stripper
Designed for Radio, TV & Computer and Telephone cabling applications to cut and strip insulation automatically.

Blister No. 24-4700P
size: 0.5-2.0 mm
Blister No. 24-4710P
size: 1.0-3.2 mm

D-Sub Insertion Tools

Standard D-Sub Insertion & Extraction Tool

Part No.
40-9865

High-Density D-Sub Insertion & Extraction Tool

Part No.
40-9427T

'Compression Connector Crimping Tools

Compression Crimp Tool
For RG-59 & RG-6 Snap-N-Seal® compatible
20.3mm (F) Connectors..

Blister No. 24-7713P

New!

All-In-One Adjustable Ratchet Crimp Tool
for all types of BNC, F and RCA
Compression Connectors

Blister No. 24-7714P

Economy 'F' Series Crimping

Economy Hex Crimping Tool
for RG-6 & RG-59. Economy
packaged in non-retail box.

Boxed No. 24-7709H

Standard Crimping Tool
for RG-6 & RG-59. Economy
packaged in non-retail box.

Boxed No. 24-7700

Standard Crimping Tool
for RG-6 & RG-59. Includes
(10) No. 25-7050 'F-59A'
Connectors with attached 1/8"
Ring.

Blister No. 24-7700P

Heavy Duty 'F' Hex Crimping

Deluxe Hex Crimping Tool
for RG-8, 11 & 213.
Hex Sizes: .10", .322", .448"

Boxed No. 24-7711P

Deluxe Hex Crimping Tool
for large O.D. Cables, RG-6,
RG-11 & UHF RG-8.
Hex Sizes: .102", .359", .406"

Blister No. 24-7712P

Deluxe Hex Crimping Tool
for large O.D. Cables, RG-6 &
RG-59. Economy packaged in
non-retail box.
Hex Sizes: .255", .322"

Boxed No. 24-7710

Deluxe Hex Crimping Tool
for RG-6 & RG-59, retail packaged
with (10) No. 25-7030 'F-59ALM'
Connectors with attached 1/2"
Gripped Ring. Hex Sizes: .255",
.322"

Blister No. 24-7710P

Universal Coaxial Crimping Tools

Universal Ratchet Crimping Tool
for BNC, TNC & Mini UHF.

Five crimp sizes for Pins &
Connector Ferrules. Crimps
2 & 3 piece Connectors.
Features adjustable crimp
pressure and quick release
safety latch.

Blister No. 24-9960P

Hex Size	Use For
.068"	Center Conductor (16-22 AWG)
.110"	Center Conductor (10-13 AWG)
.213"	Ferrule for RG-58/59TFE/141/303/55/142/233/400
.255"	Ferrule for RG-59/62/140/210/Belden 8279
.324"	Ferrule for RG-6/143/212/222/Belden 8281,9231,9141

Replacement Frame & Dies:

Part No.	Description	Hex Sizes
99-DC-5	Die - 2 pc BNC & TNC	.320", .385"
99-N-8	Die - 'N' (RG-8 Hex)	.110", .405
99-U-8	Die - 'UHF' (RG-8 Diamond)	.110", .405
99-9960	Die - BNC, TNC & MiniUHF	See 24-9960P sizes above
*99-9960F	Replacement Frame	----------

Blister No.
24-8866P

'F' Ratchet Crimping Tool
Crimps RG-59, RG-6, and
RG-Quad Shield 'F' type
CATV connectors. Features
adjustable crimp pressure
and quick release safety
latch.

Hex Sizes: .255", .324", .354"

Blister No.
24-8865P

Ratchet Crimping Tool for
Twin-Ax
9" Ratchet Crimp Tool.
For Twin-Ax Ferrule and
Contacts. Features adjust-
able crimp pressure and
quick release safety latch.

Hex Sizes: .429", .075", .075"

*Note: All dies listed on this page are interchangeable with this Tool

Standard Series Ratchet Crimping Tools

This series of tools offers a wide selection of interchangeable dies, a high quality steel frame with a full cycle ratchet mechanism and a quick release safety latch. All are blister packaged for retail display.

Tool Part No.	Cable Size	Description	Hex Sizes	Die Part #
24-328P	RG-58, RG-161, RG-178, RG-174,RG-182, RG-188, RG-316	SMA, SMB, Fiber .	043", .069", .100" .128", .151", .210"	99-328
24-8856P	RG-6, RG-8 RG-59, RG-62	Crimps BNC-TNC 3 pc. Connectors with standard rings	.390", .275", .065"	99-8856
24-8857P	RG-58, RG-58AU RG-139, RG-185 RG-188, RG-316	Crimps BNC-TNC 3 pc. Connectors with standard rings	.235", .128", .065"	99-8857
24-8858P	RG-58, RG-58AU, RG-59	Crimps BNC-TNC Teflon, RG-62 Teflon & 3 pc. Connectors also crimps 1/2" ring 'F' Connectors	.325", .210", .065"	99-8858
24-8859P	RG-59, RG-62 Belden 8281	Crimps BNC-TNC 2 & 3 pc. Connectors with standard & dual crimp rings	.325", .258", .066"	99-8859
24-8789P	RG-58, RG-59, RG-62, RG-58TFE, RG-59TFE, RG-62TFE	Crimps BNC & TNC 2 & 3 pc. Connectors . with standard crimp rings by AMP, Kings and Amphenol	257", .210", .060"	99-8789
24-9858P	RG-58, RG-59TFE	Crimps 2 pc. BNC & TNC Connectors	.320", .211"	99-9858
24-9859P	RG-59, RG-62	Crimps 2 pc. BNC & TNC Connectors	.320", .250"	99-9859
24-9958P	RG-58, RG-58TFE, RG-59TFE, RG-141TFE, RG-142, RG-223, RG-400 RG-303, RG-55	Crimps 3 pc. BNC-TNC & Mini-UHF Connectors	.213", .060"	99-9958
24-9959P	RG-59, RG-62, RG-450	Crimps 3 pc. BNC-TNC Proflex, . RG-8X & Mini-UHF Connector	255", .060"	99-9959
24-9912P	RG-122, 180, 34M RG-195, 8218, RG-174 188, RG-179, 187, 316	Crimps 3 pc. BNC-TNC . Connectors	184", .060"	99-9912
24-8644P	Open Barrel Crimper V.35 Contacts, 10-22 AWG	Crimps open barrel - Non-insulated Connectors D-sub, Mini pins & sockets	---------	99-8644
*99-frame-9"	----------	9" Frame for Standard Ratchet Tools	----------	

*Note: All standard series dies on this page are interchangeable with this Tool Frame.

Offset Ratchet Crimping

Ratchet Crimping Tool for 2- & 3-Piece Crimp Connectors.

Offset die with 3 crimp sizes for Pins & Connector Ferrule including 'F' Connectors and RG-58 & 59TFE Cable. Features adjustable crimp pressure and quick release safety

Part No.
24-8861P

Hex Size	Use For
.060"	Center Conductor
.210"	Ferrule for RG-58/141/303/55/142/233/400
.320"	Ferrule for RG-6/143/212/222/Belden 8281,9231,9141

Ratchet Crimping Tool for 3-Piece Crimp Connectors.

Offset die with 3 crimp sizes for Pins & Connector Ferrule including RG-58 & 59TFE Cable. Features adjustable crimp pressure and quick release safety latch.

Part No.
24-8860P

Hex Size	Use For
.060"	Center Conductor
.210"	Ferrule for RG-58/141/303/55/142/233/400
.255"	Ferrule for RG-59/62/140/210/Belden 8279

Self-Adjusting Coax Strippers

2-Step Cable Stripper
with self-adjusting replacement blades for RG-6, 58, 59 & 62.

Blister No. Blades No.
24-7732P

3-Step Cable Stripper
with self-adjusting replacement blades for RG-6, 58, 59 & 62.

Blister No. Blades No.
24-7733P

3-Step Coax Strippers

3-Step Cable Stripper
with adjustable replacement blades for standard & Teflon RG-58, 59 & 62.

Blister No. Blades No.
24-7737P
99-7737

3-Step Cable Stripper
with adjustable replacement blades for standard & Teflon RG-59, RG-6 & Belden 8281.

Blister No. Blades No.
24-7738P

3-Step Cable Stripper
with non-adjustable replacement blades RG-8, 11 & 213.

Blister No. Blades No.
24-7739P

2-Step Coax Strippers

2-Step Cable Stripper
with adjustable replacement blades for standard & Teflon RG-58, 59 & 62.

Blister No. Blades No.
24-7735P
99-7735

2-Step Cable Stripper
with adjustable replacement blades for standard & Teflon RG-59, RG-6 & Belden 8281.

Blister No. Blades No.
24-7736P

2-Step Cable Stripper
with non-adjustable replacement blades RG-8, 11 & 213.

Blister No. Blades No.
24-7731P

Universal 2-Step Cable Stripper
with adjustable replacement blades for RG-6, 58, 59 & 62.

Blister No. Blades No.
24-7734P
99-7734

2-Step Cable Stripper
with adjustable replacement blades for RG-6, 58, 59 & 62.
Poly bagged.

Part No.
VSCST-1B

Nylon Cable Ties



Multi-Use Nylon Cable Ties

Strength	Color	Length	Width	1,000 Pack	500 Pack	100 Pack
18 lbs.	Natural	4″	0.10″	9201M	--------	9201C
18 lbs.	Natural	8″	0.10″	9203M	--------	9203C
40 lbs.	Natural	8 1/2″	0.15″	9204M	--------	9204C
40 lbs.	Black	8 1/2″	0.187″	9207M	--------	9207C
40 lbs.	Natural	11 5/8″	0.187″	9205M	--------	9205C
40 lbs.	Black	11 5/8″	0.187″	--------	--------	9208C
40 lbs.	Natural	14 5/8″	0.187″	--------	9206D	9206C
40 lbs.	Black	14 5/8″	0.187″	--------	9209D	9209C

Tool & Work Bench Accessories

Deluxe White Magnifying Lamp

This lamp has a a strong extendable 45″ white enameled steel arm for precise positioning and a heavy-duty clamp for desk edge, table or fixed horizontal surface mounting. It is designed with a 5″ diameter lens for extra magnification for reading, hobbies or close work to prevent eye strain, a 22W fluorescent circular tube for work area illumination, and a 3 conductor cord set with outlet. Lamp is individually packaged in an attractive Retail Box and is sold in cases of four.

Part No.
39-100

6 ″ 'F' Nutdriver
This 7/16″ Nutdriver is designed for 'F' Connector removal and installation.

Part No.
24-3306P

Alligator Clip Jumpers
2-ft. lengths, 26 AWG,
5 Colors (2 per Color)

Part No.
46-400

Rosin Core Solder Tubes of 60/40
120 inches, 24 tubes per
Counter Display Box

Part No.
46-502

Plastic Electrical Tape
Black, 3/4″ x 60 ft.,
individually
Cellophane
Wrapped, 10 in a pack.

Part No.
25-7950

We offer a diverse selection of AC and DC power adapters for general use for the international traveler requiring power conversion; to the bench tech requiring a heavy-duty power supply; or to the everyday computer user requiring PC surge protection. As a division of Emerson Network Power, if we don't have the power converter that you require, we can put you in touch with the Emerson division that does.

AC Surge Protectors

Fig. A

Fig. B

Fig. C

Part No.	Style	AC Outlets	Cord (feet)	MOV's	EMI/RFI	Data Port	Figure
37-004	Strip	6	4	1	No	No	A
37-006	Strip	6	4	1	Yes	No	B
37-301	Wall Cube	1	–	1	No	No	C

AC/DC Power Supplies (Individually Boxed)

Fig. A

Fig. B

Fig. C

Part No.	Input AC	Output DC	Amps	Protection	Binding Posts	Weight	Dimensions	Figure
38-381	115VAC	13.8VDC	10A	Fuse	No	9 1/2 lbs.	6.75" x 6.5" x 4.5"	A
38-382	115VAC	13.8VDC	20A	Fuse	Yes	16 lbs.	11.25" x 7.75" x 5"	B
38-383	115VAC	13.8VDC	3A	Fuse	Yes	3 1/2 lbs.	7" x 3.5" x 2.75"	C
38-384	115VAC	13.8VDC	4A	Fuse	Yes	5 1/2 lbs.	7.5" x 4.75" x 3"	C
38-386	115VAC	13.8VDC	6A	Fuse	No	3 1/3 lbs.	7.25" x 6.25" x 4"	A

AC/DC Power Adptres

1600 Watt Foreign Travel Converter/ Transformer Kit
Converts 240 VAC into 120 VAC to operate electrical equipment for up to 1600 Watts usage, and includes 5 interchangeable adapters.

Part No. 37-3516K

AC Adapter 500 MA
Multi Voltage Heavy Duty Model
- With Multi-Plugs
- For Converting 117 Volts, AC Home Current to Low Voltage, DC Current to Operate Battery Powered Equipment. (3V, 4.5V, 6V, 7.5V, 9V, 12V)

Blister No. 38-305

AC Adapter 1200 MA
Multi-Voltage Heavy Duty Model
- With Multi-Plugs
- For Converting 117 Volts, AC Home Current to low Voltage DC Current to Operate Battery Powered Equipment. (1.5V, 3V, 4.5V, 6V, 7.5V, 9V, 12V)
- Boxed

Part No. 38-313

Part No.	Page
10-2280	49
11-4060	45
11-4080	45
11-4110	45
11-4120	45
11-4130	45
11-4140	45
11-4310-12	46
11-4310-17	46
11-4310-23	46
11-4320-12	46
11-4320-17	46
11-4320-23	46
11-4340-12	46
11-4340-17	46
11-4340-23	46
11-4820	45
11-4830	45
11-4840	45
12-2001	49
12-2002	49
14-4952	48
14-4999	48
14-5641	48
15-5020	46
15-5883	48
19-1201	24
19-1202	24
19-1203	25
19-1204	25
19-1205	22
19-1206	22
19-1207	22
19-1212	22
19-1213	22
19-1237	25
19-1238	25
19-1268	22
19-1303	22
19-1304	22
19-1310	22
19-1312	22
19-1313	22
19-1315	22
19-1316	22
19-1318	22
19-1319	22
19-1640P	34
19-1645P	34
19-1670P	24, 36
19-1671P	24, 36
19-1672P	24, 36
19-1673P	24, 36
19-1701	24, 36
19-1702	23

Part No.	Page
19-1706	24, 36
19-2500-10PB	23
19-2502-10PB	23
19-2502G-10PB	23
19-2503-10PB	23
19-2504-10PB	23
19-2505-10PB	23
19-2506-10PB	23
19-2600-10PB	23
19-2601G-10PB	23
19-2602-10PB	23
19-2603-10PB	23
19-2604-10PB	23
19-2605-10PB	23
19-2606-10PB	23
24-328P	55
24-3306P	57
24-410P	51
24-411P	51
24-418P	47, 63
24-4550P	53
24-4680P	41, 52
24-4680RP	41, 52
24-4681P	52
24-4682P	52
24-4700P	53
24-4710P	53
24-513	50
24-517	41, 50
24-7371P	52
24-7373P	27, 53
24-7375P	52
24-7376P	52
24-7378P	52
24-7700	54
24-7700P	54
24-7709H	54
24-7710	17, 54
24-7710P	66
24-7711P	54
24-7712P	54
24-7713P	54
24-7714P	54
24-7714P	23, 54
24-7731P	56
24-7732P	23, 56
24-7733P	56
24-7734P	56
24-7735P	56
24-7736P	56
24-7737P	56
24-7738P	56
24-7739P	56
24-7740P	41, 53
24-7742P	51

Part No.	Page
24-7746P	52
24-7748P	52
24-7749P	52
24-7865P	52
24-8622P	53
24-8643P	27, 53
24-8644P	27, 53, 55
24-8645P	27, 53
24-8789P	55
24-8856P	55
24-8857P	55
24-8858P	55
24-8859P	55
24-8860P	55
24-8861P	55
24-8865P	54
24-8866P	16, 54
24-9858P	55
24-9859P	55
24-9912P	55
24-9958P	55
24-9959P	55
24-9960P	54
24-LANKIT	50
24-LANTEST	50
25-2200	19
25-2202	19
25-2203	19
25-2502-10PB	16, 23
25-2502G-10PB	16, 23
25-2601-10PB	16, 23
25-2601G-10PB	16, 23
25-7000	17
25-7000G	17
25-7010	17
25-7020	17
25-7030	17
25-7031	17
25-7032	16
25-7033	16
25-7034	16
25-7035	17
25-7036	16
25-7040	18
25-7047	16
25-7049	17
25-7050	17
25-7056	16
25-7066	16
25-7080	17
25-7081	17
25-7090	18
25-7100	17
25-7110	18
25-7120	17

Part No.	Page
25-7121	17
25-7140	19
25-7141	19
25-7146	17
25-7150	16
25-7160	16
25-7180	16
25-7190	17
25-7191	17
25-7192	17
25-7200	18
25-7200L	18
25-7210	18
25-7220	49
25-7221	49
25-7230	49
25-7231	49
25-7240	49
25-7241	49
25-7250	49
25-7251	49
25-7260	49
25-7261	49
25-7263	49
25-7270	15
25-7280	17
25-7290	22
25-7300	13
25-7305	13
25-7310	13
25-7320	13
25-7330	13
25-7340	13
25-7350	13
25-7362	13
25-7365	10, 13
25-7420	9, 13
25-7430	10
25-7500	10, 19
25-7510	10, 24
25-7530	19, 24
25-7540	19, 25, 34
25-7550	13, 19
25-7560	24, 34
25-7570	19, 24
25-7580	19, 24
25-7600	19
25-7620	18
25-7630	18
25-7640	18
25-7650	18
25-7651	18
25-7652	18
25-7654	18
25-7660	18

Part No.	Page
25-7670	18
25-7680	18
25-7690	22
25-7750	49
25-7750W	49
25-7770I2	49
25-7770W2	49
25-7790	49
25-7890I2	49
25-7890W2	49
25-7950	57
25-7955	49
25-7958BK	15
25-7958BU	15
25-7958GN	15
25-7958RE	15
25-7958YE	15
25-7959BK	15
25-7959BU	15
25-7959GN	15
25-7959RE	15
25-7959YE	15
25-7960BK	15
25-B174	15
25-B58	15
25-B58TN	15
26-8000	11
26-8009	11
26-8010	11
26-8011	11
26-8012	11
26-8013	11
26-8014	11, 13
26-8015	11, 13
26-8016	11
26-8017	10, 11
26-8018	10, 11
26-8020	11, 19
26-8023	11
27-4034	12
27-8100	10, 19
27-8110	10, 24
27-8120	10, 13
27-8130	10
27-8140	10
27-8141	10
27-8142	10
27-8150	10
27-8200	13, 19
27-8210	13, 24
27-8250	10, 14
27-8260	13, 14
27-8460	8
27-8461	8
27-8470	8

Part No.	Page
27-8471	8
27-8478	15
27-8479	15
27-8483	15
27-8484	15
27-8485	15
27-9000	9
27-9001	9
27-9002	9
27-9003	9
27-9004	9
27-9006	9
27-9007	8
27-9008	8
27-9009	9
27-9010	9
27-9012	9
27-9013	9
27-9014	9
27-9015	9
27-9017	14
27-9020	9
27-9021	9
27-9022	9
27-9023	9
27-9032	8
27-9033	8
27-9036	8
27-9038	8
27-9046	14
27-9050	8
27-9051	8
27-9052	8
27-9053	8
27-9054	8
27-9056	8
27-9057	8
27-9058	8
27-9059	8
27-9067	14
27-9068	14
27-9069	14
27-9075	14
27-9078	14
27-9079	14
27-9100	9
27-9101	9
27-9102	9
27-9103	9
27-9104	9
27-9105	9
27-9108	9
27-9119	9
27-9189	9
27-9190	9

Part No.	Page
27-9191	9
27-9200	9
27-9201	9
27-9204	9
27-9205	9
27-9208	9
27-9209	9
27-9210	9
27-9235	9
27-9236	9
27-9241	9
27-9245	8
27-9246	8
27-9254	9
27-9278	14
27-9293	9
27-9294	10
27-9300-10	8
27-9300-20	8
27-9300-3	8
27-9300-6	8
28-2502-10PB	23
28-2502G-10PB	23
28-2601-10PB	23
28-2601G-10PB	23
28-5020	15
28-5021	15
28-5022	15
28-74307	6
28-75007	6
28-81007	6
28-81417	6
28-81507	6
28-84707	6
28-90007	6
28-90027	6
28-90047	6
28-90097	6
28-90137	6
28-90157	6
28-90237	5
28-90257	5
28-90337	6
28-90507	6
28-90527	6
28-90537	6
28-90547	6
28-90567	6
28-90577	6
28-91007	5
28-91027	5
28-91037	5
28-91047	5
28-91057	5
28-91457	5

Part No.	Page
28-91477	5
28-91507	5
28-91557	5
29-3100	15
29-3103	15
29-3835	10, 15
29-3840	11, 15
29-3855	10, 15
29-4021	12
29-4030	12
29-4031	12
29-4035	12
29-4100	12, 14
29-4105	12, 14
29-4110	12
29-4130	12
29-4140	12, 13
29-4145	12, 13
29-4150	9, 12
30-1004UL	41
30-1004W	41
30-1006UL	41
30-1006W	41
30-1008KUL	41
30-1284AB-10	31
30-1284AB-3	31
30-1284AB-6	31
30-1506MF	31
30-1506MM	31
30-1510MF	31
30-1510MM	31
30-1511-10	31
30-1511-6	31
30-1611-1	34
30-1611-2	34
30-1611-3	34
30-1611-5	34
30-1612-1	34
30-1612-2	34
30-1612-3	34
30-1612-5	34
30-3006-10	30
30-3006-15	30
30-3006-6	30
30-3007-10	30
30-3007-15	30
30-3007-3	30
30-3007-6	30
30-3008-6	30
30-4809F	29
30-4809M	29
30-4PP15	35
30-4PP25	35
30-4PP7	35
30-5198ABi	44

Part No.	Page
30-5198ABW	44
30-5298ABi	44
30-5298ABW	44
30-5620	43
30-5624	43
30-5648	43
30-5648-12	43
30-5696	43
30-5760	43
30-5765	43
30-6PP15	35
30-6PP25	35
30-6PP7	35
30-7207	51
30-7422AB	43
30-7424AB	43
30-7448AB	43
30-7511	42
30-7512	42
30-7513	42
30-7514	42
30-7515	42
30-7516	42
30-7517	42
30-7518	42
30-7711	42
30-7712	42
30-7713	42
30-7714	42
30-7715	42
30-7716	42
30-7717	42
30-7718	42
30-7719	42
30-8412AB	43
30-8PP7	35
30-9201	42
30-9201BU	42
30-9201IV	42
30-9201RE	42
30-9201WH	42
30-9209	42
30-9210	42
30-9211	42
30-9212	42
30-9213	42
30-9213W	42
30-9223	42
30-9240	42
30-9242	41
30-9344B	41, 42
30-9344G	41, 42
30-9344I	41, 42
30-9344W	41, 42
30-9420	42

Part No.	Page
30-9421	42
30-9422	42
30-9423	42
30-9429	42
30-9506-29	32
30-9506-77	33
30-9506-88	31
30-9506-99	33
30-9506CC	31
30-9506MC	31
30-9506MF	31
30-9506MM	31
30-9510-29	32
30-9510-77	33
30-9510-88	31
30-9510-99	33
30-9510CC	31
30-9510MC	31
30-9510MF	31
30-9510MM	31
30-9516	32
30-9520	32
30-9521	32
30-9525MC	31
30-9525MF	31
30-9525MM	31
30-9530	32
30-9531	32
30-9532	32
30-9533	32
30-9534	32
30-9535	32
30-9537	32
30-9538	32
30-9575-2	31
30-9585-2	31
30-9585-4	31
32-1004	41
32-1004W	41
32-1006	41
32-1014	41
32-1014W	41
32-1016	41
32-1016W	41
32-1018	41
32-1018W	41
32-1044	41
32-1204	44
32-1204W	44
32-1205	44
32-1205W	44
32-1214	44
32-1214W	44
32-1224	44
32-1224W	44

Part No.	Page
32-1324	44, 49
32-1324W	44, 49
32-1414	35
32-1434	35
32-1454	35
32-2034	44
32-2034W	44
32-2036	44
32-2036W	44
32-2038	44
32-2038W	44
32-2044	44
32-2044W	44
32-2058K	44
32-2098UL	40
32-2198UL	40
32-2234	44
32-2234W	44
32-2900BK	40
32-2900BU	40
32-2900GN	40
32-2900GY	40
32-2900RE	40
32-2900WH	40
32-2900YE	40
32-5001	41
32-5002	41
32-5003	41
32-5910UL	40
32-5954UL	40
32-5956UL	40
32-5958UL	40
32-5964UL	40
32-5994UL	40
32-5996UL	40
32-5998EUL	40
32-5998UL	40
32-6000M	41
32-6001C	41
32-6198UL	40
32-6PP15	35
32-6PP25	35
32-6PP7	35
33-7720	42
37-004	58
37-006	58
37-301	58
37-3516K	58
38-305	58
38-313	58
38-381	58
38-382	58
38-383	58
38-384	58
38-386	58

Part No.	Page
39-100	57
40-7009MK	26
40-7009SK	26
40-7015MK	26
40-7015SK	26
40-7025MK	26
40-7025SK	26
40-8110	28
40-8114	28
40-8116	28
40-8120	28
40-8126	28
40-8134	28
40-8140	28
40-8150	28
40-8309M	28
40-8309S	28
40-8315M	28
40-8325M	28
40-8325S	28
40-8425M	28
40-9415HDM	26
40-9415HDS	26
40-9427T	27, 53
40-9428F	27
40-9428M	27
40-9509M	28
40-9509S	28
40-9515HDM	28
40-9515HDS	28
40-9515M	28
40-9515S	28
40-9525M	28
40-9525S	28
40-9526HDM	28
40-9526HDS	28
40-9528F	29
40-9528M	29
40-9531	27
40-9533	27
40-9535	27
40-9536F	29
40-9536M	29
40-9538F	29
40-9538M	29
40-95441M	27
40-9558F	29
40-9558M	29
40-9578M	29
40-9586F	29
40-9586M	29
40-9588F	29
40-9588M	29
40-9709H	29
40-9709HG	26

Part No.	Page
40-9709HM	29
40-9709HMG	26
40-9709HS	29
40-9709HX	29
40-9709M	28
40-9709S	28
40-9715H	29
40-9715HG	26
40-9715HM	29
40-9715HMG	26
40-9715HS	29
40-9715HX	29
40-9715M	28
40-9715S	28
40-9725H	29
40-9725HG	26
40-9725HM	29
40-9725HMG	26
40-9725HS	29
40-9725HX	29
40-9725M	28
40-9725S	28
40-9737H	29
40-9737M	28
40-9737S	28
40-9750H	29
40-9750M	28
40-9750S	28
40-9809M	26
40-9809S	26
40-9815M	26
40-9815S	26
40-9825M	26
40-9825S	26
40-98440F	27
40-98440F-C	27
40-98440M	27
40-98440M-C	27
40-98441M-C	27
40-98442F	27
40-98442F-C	27
40-98443N	27
40-98443N-C	27
40-9844T	27
40-9844T-C	27
40-9854M	27
40-9856M	27
40-9864S	27
40-9865	27, 53
40-9866S	27
40-9909M	26
40-9909S	26
40-9915M	26
40-9915S	26
40-9925M	26
40-9925S	26
44-250	24
44-280	24
44-A3F	24
44-A3M	24
44-D3F	24
44-D3M	24
46-400	57
46-502	57
6012BBP	35
601FFP	35
601FFPB	35
6025BBP	35
602FFP	35
6035BBP	35
603BBP	35
603DMGP	33
603DUGP	33
603FFBBU	35
603FFP	35
603FFPB	35
603QQGP	35
603RRGP	33
6065BBP	35
606BBP	35
606DMGP	33
606DUGP	33
606FFP	35
606FFPB	35
606QQGP	35
606RRGP	33
6100FFP	35
6100FFPB	35
612BBP	35
612DMGP	33
612DUGP	33
612FFGP	35
612FFP	35
6-12FFP	35
612FFPB	35
6-12FFPB	35
612QQGP	35
615FFGP	35
615FFPB	35
625BBP	35
625FFP	35
6-25FFP	35
625FFPB	35
6-25FFPB	35
6-3FFP	35
6-3FFPB	35
650BBP	35
650FFP	35
650FFPB	35
65-3006	32
65-3010	32
65-3015	32
65-403P	32
65-9580	40
65-9581	40
65-9582	40
65-9583	40
65-9584	40
65-9585	40
65-9586	40
65-9587	40
65-9588	40
65-9589	40
65-9680	40
65-9681	40
65-9682	40
65-9683	40
65-9684	40
65-9685	40
65-9686	40
65-9687	40
65-9688	40
65-9689	40
65-TF224M	40
65-TF226M	40
65-TF228M	40
65-TF254C	40
65-TF256C	40
65-TF258C	40
65-TF264M	40
65-TF266M	40
65-TF268M	40
666FFPB	35
6-6FFP	35
6-6FFPB	35
6706P	33
6712P	33
6725P	33
675BBP	35
675FFP	35
675FFPB	35
6803P	33
6806P	33
6812P	33
6825P	33
6SVHS-10P	36
6SVHS-15P	36
6SVHS-25P	36
6SVHS-50P	36
6SVHS-6P	36
70-2081	18
70-2081-NW	18
73-6210FF-yyy	37
73-6210MF-yyy	37
73-6210MM-yyy	37
73-6220FF-yyy	37
73-6220MF-yyy	37
73-6220MM-yyy	37
73-6230FF-yyy	37
73-6230MF-yyy	37
73-6230MM-yyy	37
73-6300-yyy	36
73-6310-yyy	36
73-6311-yyy	36
73-6312-yyy	36
73-6313-yyy	36
73-6314-yyy	36
73-6340-yyy	36
73-6351-yyy	36
73-6352-yyy	36
73-6353-yyy	36
73-6354-yyy	36
73-6360-10	30
73-6360-6	30
73-6361-yyy	36
73-6362-yyy	36
73-6363-yyy	36
73-6364-yyy	36
73-6500-yyy	37
73-6510-yyy	37
73-6930-yyy	37
73-6940-yyy	37
73-7410-yyy	36
73-7411-yyy	36
73-7412-yyy	36
73-7413-yyy	36
73-7414-yyy	36
73-777x-yyy	39
73-779x-yyy	39
73-889x-yyy	39
74-778x-yyy	37
74-888x-yyy	37
9201C	57
9201M	57
9203C	57
9203M	57
9204C	57
9204M	57
9205C	57
9205M	57
9206C	57
9206D	57
9207C	57
9207M	57
9208C	57
9209C	57
9209D	57
99-328P	55
99-418	51
99-419	51

Part No.	Page
99-7731B	56
99-7732B	56
99-7733B	56
99-7734	56
99-7735	56
99-7736	56
99-7737	56
99-7738	56
99-7739	56
99-8622	65
99-8644	27, 53, 55
99-8789P	55
99-8856P	55
99-8857P	55
99-8858P	55
99-8859P	55
99-9858P	55
99-9859P	55
99-9912P	55
99-9958P	55
99-9959P	55
99-9960	54
99-9960F	54
99-DC-5	54
99-FRAME-9	55
99-N-8	54
99-U-8	54
CP1094U	9
CP7810	6
CP782	6
CP785	6
CP881	9
CP8810	9
CP882	9
CP884	9
CP885	9
CP88T75	8
CP891	9
CP892	9
CPAD103	19, 24
CPAD204	13
CPAD206	13
CPAD207	13
CPAD210	13
CPAD214	12, 13
CPAD218	13, 19
CPAD219	12, 13
CPAD240	12
CPAD243	12
CPAD250	13
CPAD300	10, 14
CPAD302	12, 14
CPAD305	12, 14
CPAD306	14
CPAD355	14
CPAD356	14
CPAD500	10, 13
CPAD501	10
CPAD502	10
CPAD503	10
CPAD505	10
CPAD506	10
CPAD507	10, 15
CPAD508	10, 15
CPAD509	10, 12
CPAD510	10
CPAD511	10
CPAD512	10
CPAD515	10
CPAD555	10
CPAD557	6
CPAD800	11
CPAD801	11
CPAD806	10, 11
CPAD807	10, 11
CPAD808	11, 13
CPAD809	11
CPAD810	11, 15
CPAD811	11, 19
CPAD851	11
CPF111/5	17
CPF11ALM	17
CPF56ALM	16
CPF56ALMWP	16
CPF56ALS	16
CPF56ALX	16
CPF591/2	17
CPF591/4	17
CPF59A	17
CPF59ALM	17
CPF59ALX	17
CPF61SE	18
CPF61SR	18
CPF81	18
CPF81L	18
CPF81NW	18
CPFI56	16
CPFIUG782	6
CPFIUG785	6
CPFIUG792	6
CPFIUG881	8
CPFIUG8810	8
CPFIUG882	8
CPFIUG884	8
CPFIUG885	8
CPFIUG892	8
CPFNW	18
CPL2591	13
CPL2592	13
CPL2598	13
CPMC6810	7
CPMC6818	7
CPMC682	7
CPMC6820	7
CPMC683	7
CPMC6833	7
CPMC6834	7
CPMC6835	7
CPMC6836	7
CPMC6845	7
CPMC685	7
CPMC6850	7
CPMC7810	5
CPMC7818	5
CPMC782	5
CPMC7820	5
CPMC783	5
CPMC785	5
CPMC881	9
CPMC8810	9
CPMC8811	9
CPMC8813	9
CPMC8817	9
CPMC8818	9
CPMC8819	9
CPMC882	9
CPMC8826	9
CPMC883	9
CPMC885	9
CPN1	11
CPN17	11
CPN2	11
CPN8	11
CPN8/110	11
FLN10G	19, 48
FLN12G	19, 48
FLN16G	19, 48
FLN1G	19, 48
FLN20G	19, 48
FLN2G	19, 48
FLN3G	19, 48
FLN6G	19, 48
FLN8G	19, 48
MiniUHF1	12
MiniUHF17	12
MINIUHF2	12
VS2WDS	47
VS2WDSV	47
VS3WBDS	47
VS3WBDSV	47
VS3WDS	47
VS3WDSV	47
VS4WDS	47
VS4WDSV	47
VS6WDS	47
VS6WDSV	47
VS8WDS	47
VS8WDSV	47
VSA601C	47
VSA601CPI	47
VSA604C	47
VSA604CPI	47
VSA608C	47
VSA608CPI	47
VSCST-1B	56
VSDDT10	46
VSDDT14	46
VSDDT18	46
VSDDT4	46
VSDDT6	46
VSDDT8	46
VSDDT9	46
VSDPDCW10	46
VSDPDCW14	46
VSDPDCW18	46
VSDPDCW4	46
VSDPDCW6	46
VSDPDCW8	46
VSDPDCW9	46
VSGB1-2G	49
VSGB2-2G	49
VSMA601C	47
VSMA602C	47
VSMA604C	47
VSMA608C	47
VSMA611C	47
VSPSREP12	47
VSPSREP16	47

AIM	Cambridge	Page
25-2200	CPAD151	19
25-2203	CPAD153	19
25-7010	CPF591/4	17
25-7020	CPF591/2	17
25-7030	CPF59ALM	17
25-7031	CPF59ALX	17
25-7032	CPF56ALM	16
25-7033	CPF56ALX	16
25-7034	CPF56ALS	16
25-7036	CPF56ALMZ	16
25-7049	CPF59D	17
25-7050	CPF59A	17
25-7056	CPF56ALMWP	16
25-7066	CPF56WPG	16
25-7100	CPF59T	17
25-7120	CPFI59	17
25-7121	CPFID59	17
25-7140	CPAD100	19
25-7141	CPAD101	19
25-7150	CPCR561/4	16
25-7180	CPFI56	16
25-7190	CPF111/5	17
25-7191	CPF11ALM	17
25-7200	CPF81	18
25-7200L	CPF81L	18
25-7210	CPF81NW	18
25-7300	CPAD250	13
25-7306	CPL2598	13
25-7307	CPL2591	13
25-7308	CPL2592	13
25-7320	CPAD259	13
25-7330	CPAD204	13
25-7340	CPAD205	13
25-7350	CPAD206	13
25-7354	CPAD210	13
25-7430	CPAD555	10
25-7500	CPAD516	10
25-7510	CPAD515	10
25-7530	CPAD103	19
25-7550	CPAD218	13, 19
25-7580	CPAD106	19
25-7630	CPF61SE	18
25-7640	CPF71	18
25-7651	CPF61LR	18
25-7652	CPF61SR	18
25-7680	CPFNW	18
26-8000	CPMC8817	9, 11
26-8002	CPAD814	11
26-8005	CPN8	11
26-8009	CPAD800	11
26-8010	CPAD850	11
26-8011	CPAD801	11
26-8012	CPAD803	11
26-8014	CPAD805	11, 13
26-8015	CPAD808	11, 13
26-8016	CPAD809	11
26-8017	CPAD807	10, 11
26-8018	CPAD806	10, 11
26-8020	CPAD811	11
26-8028	CPN1	11
26-8029	CPN2	11
26-8031	CPN17	11
26-8033	CPN8/110	11
27-7420	CPAD512	10
27-8100	CPAD502	10
27-8110	CPAD501	10
27-8120	CPAD500	10, 13
27-8130	CPAD511	10
27-8140	CPAD505	10
27-8141	CPAD506	10
27-8142	CPAD510	10
27-8150	CPAD503	10
27-8200	CPAD212	13, 19
27-8250	CPAD300	10, 14
27-8460	CP1094U	8
27-8460	CP1094UL	8
27-8461	CPAD520	8
27-8469	CPAD556M	8
27-8471	CPAD521	8
27-9000	CP882	9
27-9001	CP881	9
27-9002	CP885	9
27-9003	CP892	9
27-9007	CP88T75	8
27-9008	CP88T50	8
27-9009	CP8810	9
27-9013	CP895	9
27-9014	CP891	9
27-9022	CPCL881	9
27-9050	CPFIUG882	8
27-9051	CPFIUG881	8
27-9052	CPFIUG885	8
27-9053	CPFIUG892	8
27-9054	CPFIUG8810	8
27-9067	CPAD356	14
27-9068	CPAD306	14
27-9069	CPAD355	14
27-9075	CPAD307	14
27-9100	CPMC882	9
27-9101	CPMC881	9
27-9102	CPMC885	9
27-9103	CPMC8810	9
27-9104	CPMC883	9
27-9105	CPMC8819	9
27-9205	CPMC8811	9
27-9209	CP884	9
27-9236	CPMC8813	9
27-9254	CPMC8818	9
27-9293	CPMC8826	9
27-9294	CPAD523	10
28-74307	CPAD755	6
28-81507	CPAD703	6
28-84707	CPAD557	6
28-90007	CP782	6
28-90027	CP785	6
28-90097	CP7810	6
28-90507	CPFIUG782	6
28-90527	CPFIUG785	6
28-90537	CPFIUG792	6
28-91007	CPMC782	5
28-91027	CPMC785	5
28-91037	CPMC7810	5
28-91047	CPMC783	5
28-91057	CPMC7818	5
28-92417	CPMC7820	5
29-3835	CPAD507	10, 15
29-3840	CPAD810	15
29-3855	CPAD508	10, 15
29-4010	MINIUHF1	12
29-4031	MINIUHF2	12
29-4033	MINIUHF17	12
29-4100	CPAD305	12, 14
29-4105	CPAD302	12, 14
29-4110	CPAD240	12
29-4130	CPAD243	12
29-4140	CPAD214	12, 13
29-4145	CPAD219	12, 13
29-4150	CPAD509	10, 12
N/A	CPFIUG884	8

Cambridge	AIM	Page
CP1094U	27-8460	8
CP1094UL	27-8460	8
CP7810	28-90097	6
CP782	28-90007	6
CP785	28-90027	6
CP881	27-9001	9
CP8810	27-9009	9
CP882	27-9000	9
CP884	27-9209	9
CP885	27-9002	9
CP88T50	27-9008	8
CP88T75	27-9007	8
CP891	27-9014	9
CP892	27-9003	9
CP895	27-9013	9
CPAD100	25-7140	19
CPAD101	25-7141	19
CPAD103	25-7530	19
CPAD106	25-7580	19
CPAD151	25-2200	19
CPAD153	25-2203	19
CPAD204	25-7330	13
CPAD205	25-7340	13
CPAD206	25-7350	13
CPAD210	25-7354	13
CPAD212	27-8200	13, 19
CPAD214	29-4140	12, 13
CPAD218	25-7550	13, 19
CPAD219	29-4145	12, 13
CPAD240	29-4110	12
CPAD243	29-4130	12
CPAD250	25-7300	13
CPAD259	25-7320	13
CPAD300	27-8250	10, 14
CPAD302	29-4105	12, 14
CPAD305	29-4100	12, 14
CPAD306	27-9068	14
CPAD307	27-9075	14
CPAD355	27-9069	14
CPAD356	27-9067	14
CPAD500	27-8120	10, 13
CPAD501	27-8110	10
CPAD502	27-8100	10
CPAD503	27-8150	10
CPAD505	27-8140	10
CPAD506	27-8141	10
CPAD507	29-3835	10, 15
CPAD508	29-3855	10, 15
CPAD509	29-4150	10, 12
CPAD510	27-8142	10
CPAD511	27-8130	10
CPAD512	27-7420	10
CPAD515	25-7510	10
CPAD516	25-7500	10
CPAD520	27-8461	8
CPAD521	27-8471	8
CPAD523	27-9294	10
CPAD555	25-7430	10
CPAD556M	27-8469	8
CPAD557	28-84707	6
CPAD703	28-81507	6
CPAD755	28-74307	6
CPAD800	26-8009	11
CPAD801	26-8011	11
CPAD803	26-8012	11
CPAD805	26-8014	11, 13
CPAD806	26-8018	10, 11
CPAD807	26-8017	10, 11
CPAD808	26-8015	11, 13
CPAD809	26-8016	11
CPAD810	29-3840	15
CPAD811	26-8020	11
CPAD814	26-8002	11
CPAD850	26-8010	11
CPCL881	27-9022	9
CPCR561/4	25-7150	16
CPF111/5	25-7190	17
CPF11ALM	25-7191	17
CPF56ALM	25-7032	16
CPF56ALMWP	25-7056	16
CPF56ALMZ	25-7036	16
CPF56ALS	25-7034	16
CPF56ALX	25-7033	16
CPF56WPG	25-7066	16
CPF591/2	25-7020	17
CPF591/4	25-7010	17
CPF59A	25-7050	17
CPF59ALM	25-7030	17
CPF59ALX	25-7031	17
CPF59D	25-7049	17
CPF59T	25-7100	17
CPF61LR	25-7651	18
CPF61SE	25-7630	18
CPF61SR	25-7652	18
CPF71	25-7640	18
CPF81	25-7200	18
CPF81L	25-7200L	18
CPF81NW	25-7210	18
CPFI56	25-7180	16
CPFI59	25-7120	17
CPFID59	25-7121	17
CPFIUG782	28-90507	6
CPFIUG785	28-90527	6
CPFIUG792	28-90537	6
CPFIUG881	27-9051	8
CPFIUG8810	27-9054	8
CPFIUG882	27-9050	8
CPFIUG884	N/A	8
CPFIUG885	27-9052	8
CPFIUG892	27-9053	8
CPFNW	25-7680	18
CPL2591	25-7307	13
CPL2592	25-7308	13
CPL2598	25-7306	13
CPMC7810	28-91037	5
CPMC7818	28-91057	5
CPMC782	28-91007	5
CPMC7820	28-92417	5
CPMC783	28-91047	5
CPMC785	28-91027	5
CPMC881	27-9101	9
CPMC8810	27-9103	9
CPMC8811	27-9205	9
CPMC8813	27-9236	9
CPMC8817	26-8000	9, 11
CPMC8818	27-9254	9
CPMC8819	27-9105	9
CPMC882	27-9100	9
CPMC8826	27-9293	9
CPMC883	27-9104	9
CPMC885	27-9102	9
CPN1	26-8028	11
CPN17	26-8031	11
CPN2	26-8029	11
CPN8	26-8005	11
CPN8/110	26-8033	11
MINIUHF1	29-4010	12
MINIUHF17	29-4033	12
MINIUHF2	29-4031	12

TERMINATION INSTRUCTIONS

IMPORTANT FOR PROPER INSTALLATION OF CONNECTORS

TWIST-ON BNC/TNC

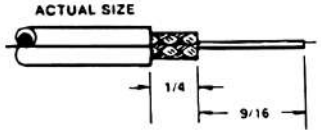

1. Trim cable as shown. Taking care not to nick the center conductor or outer braid.



2. Twist the outer braid in a clockwise direction in such a manner that at least 1/32 of inner dielectric is bared and the braid is left flat. (stray or loose braid can cause shorts)

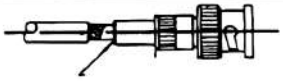

Back end of connector and inner dielectric flush. center conductor is now in place.

3. Gently insert the center conductor down into the back end of the connector feeling it into the guide hole. When center conductor is not in place approx. 1/8" of center conductor will show.

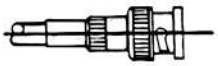

4. Firmly push the cable home as far as possible, then screw the connector on the cable in a clockwise direction until it stops.

TWO-PIECE CRIMP BNC/TNC

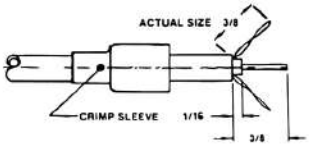

1. Run crimp sleeve down cable.

2. Trim cables as shown, taking care not to nick outer braid.

3. Insert center conductor into the guide hole in the rear of the connector. Then screw the connector on the cable in a clockwise direction

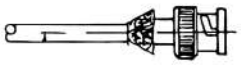

CABLE HOMED

4. Push crimp sleeve into place, sandwiching the braid between the connector and sleeve.

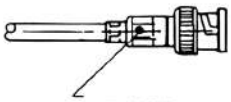

CRIMPED SLEEVE

5. Crimp the sleeve into place with the proper crimp tool.

THREE-PIECE CRIMP BNC/TNC

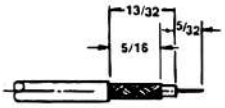

1. Trim cable as shown. Taking care not to nick the inner conductor or braid.

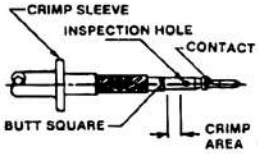

2. Slip crimp sleeve over cable. Place inner conductor into contact. Note that the end of contact and inner dielectric must be butting and square. Crimp with appropriate tooling.

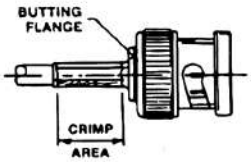

3. Flair outer braid and gently but firmly push the contact into the connector housing until a gentle snap is felt, indicatiing the contact is in place. Slip the crimp sleeve in place, butting the flange against the connector body and crimp with appropriate tooling.

MINI BNC THREE-PIECE CRIMP

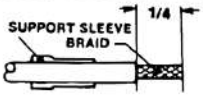

1. Slip support sleeve over cable, and trim jacket as shown, taking care not to nick the shielding braid.

USED ON 27-9241, 27-9296, 27-9270, 27-9105

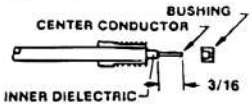

2. Flair braid and lay it in position over the sleeve as shown, Trim away the inner dielectric taking care not to nick the center conductor.

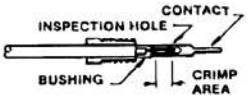

3. Place the bushing and contact in place on the cable and keeping the assembly snugly in place, crimp the contact with appropriate tooling.

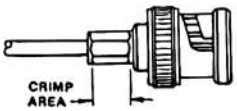

4. Gently but firmly push the contact into the connector housing until a gentle snap is felt, indicating the contact is in place, crimp the connector together with appropriate tooling.

N-TWIST-ON

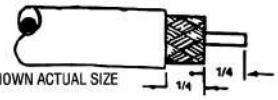

CABLE TRIM SHOWN ACTUAL SIZE

1. Trim cable as shown, taking care not to nick the center conductor or outer braid. Make sure that the outer braid lays flat. Trim any loose braid which can cause shorts.

USED ON 26-8019

CONTACT & DIELECTRIC MUST BE FLUSH

2. Twist the contact in a clockwise direction on the inner conductor till the back end of the contact is flush with the inner dielectric.

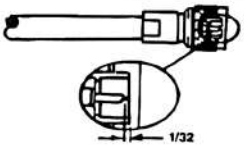

3. Twist the connector onto the cable in a clockwise direction. The connector is properly installed when the end of the contact is positioned within 1/32" of the front edge of the connector.

**To aid in twisting on contact insert paper clip in thru hole.*

N-SOLDER CLAMP

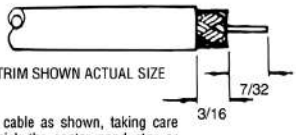

CABLE TRIM SHOWN ACTUAL SIZE

1. Trim cable as shown, taking care not to nick the center conductor or outer braid.

USED ON 26-8000, 26-8001, 26-8002, 26-8025, 26-8026, 26-8027

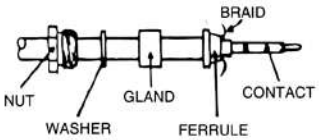

2. Run nut, washer, gland and ferrule over the cable, and flair the braid over the ferrule. Solder or crimp the contact to the center conductor.

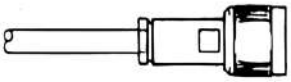

3. Push the center contact home into the body assy., feeling it snap into place, and with all the loose components in place complete the assembly by wrench tightening the nut.

Innovative Interconnect Solutions Across the Globe

In operation since 1917, Cinch supplies high quality, high performance connectors and cables globally to the Aerospace, Military/Defense, Commercial Transportation, Oil & Gas, High End Computer, and other markets. We provide custom solutions with our creative, hands on engineering and end to end approach.

Our diverse product offerings include: connectors, enclosures and cable assemblies utilizing multiple contact technologies including copper and fiber optics. Our product engineering and development activities employ cutting edge technologies for design and modeling, and our various technologies and expertise enable us to deliver custom solutions and products for our strategic partnerships. We also serve a broad range of commercial markets, largely through our highly efficient distribution network.

We aim to exceed our customer's expectations, and to continually provide innovative solutions to the rapidly changing needs of the markets, and customers, we serve. For more information, visit **cinch.com**

Cinch Connectivity Solutions North America Office

T +1 507.833.8822
ccsorders@us.cinch.com

Cinch Connectivity Solutions Ltd European Office

T +44 (0) 1245 342060
CinchConnectivity@eu.cinch.com

Cinch Connectivity Solutions Asia Pacific Office

T +86 21 5442 7668
ccs.asia.sales@as.cinch.com

cinch
CONNECTIVITY SOLUTIONS
a bel group

Mouser Electronics

Authorized Distributor

Click to View Pricing, Inventory, Delivery & Lifecycle Information:

Cinch Connectivity Solutions:

24-8857P 73-6361-3 73-6361-6 73-6362-3 73-6362-6 73-6364-6 73-6364-3 25-7510 30-8412AB 40-98440M-C 24-328P 40-98440F-C 24-8866P 24-8789P 27-9201 73-6300-3 26-8017 73-6363-6 73-6363-3 26-8000 26-8009 24-7711P 24-7734P 24-7732P 24-7735P 24-7733P 25-7320 73-6340-3 73-6340-6 30-1511-6 73-6363-25 73-6363-10 73-6310-50 73-6310-10 73-6310-25 40-9515HDM 24-8644P 73-6361-10 73-6361-25 40-9725H 40-9428M 40-9428F 40-9825S 73-6300-10 40-9844T 27-8120 40-9531 40-9750M 40-9750S 30-9510-88 30-7422AB 24-8645P 30-9506-88 40-98440F 40-98440M 40-9844T-C 27-8485 40-9415HDM 40-9856M 625FFPB 40-98443N-C 40-9526HDM 40-9815S 25-7310 73-6340-25 24-9912P 73-6340-10 73-6310-6 73-6310-3 73-6300-25 24-418P 24-411P 40-98443N 73-6364-10 73-7410-25 27-8479 27-9057 19-1702 73-6364-25 73-7410-10 73-7410-50 40-9865 73-6362-10 40-9586F 73-6362-25 40-9725HS 40-9586M 40-9588F 30-9422 30-9421 30-9423 29-3100 29-3103 73-7790-7 73-7790-3 24-4680P 24-4681P 73-7410-3 73-7410-6 40-9538F