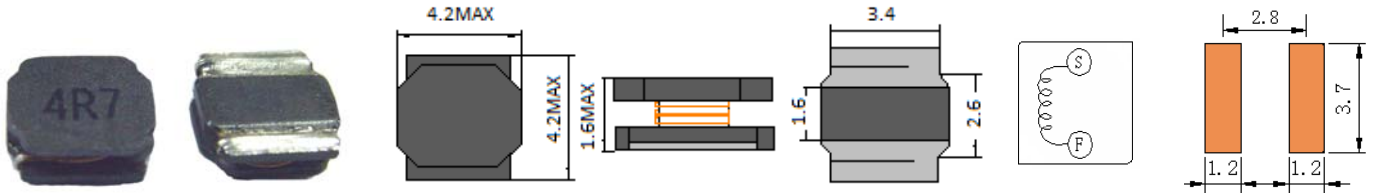


SCNR4018

SMD POWER INDUCTORS



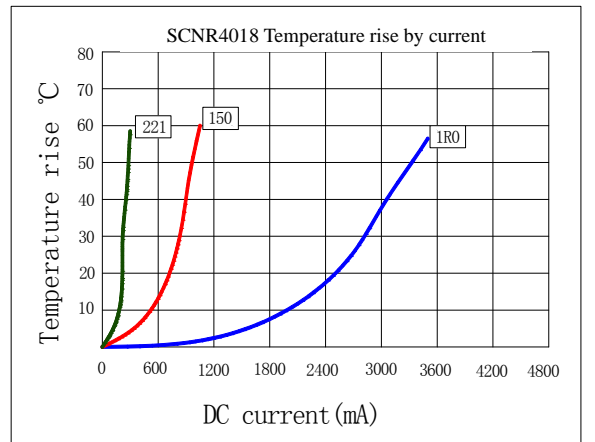
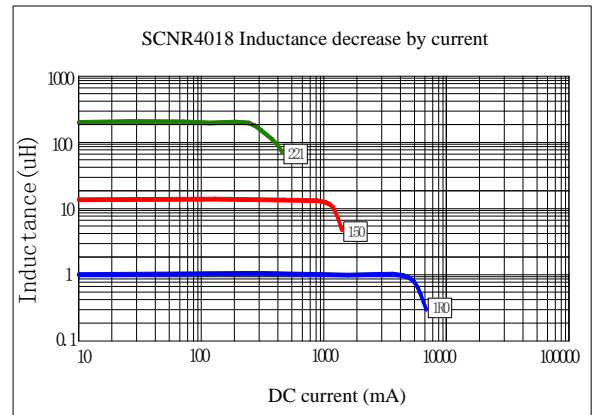
● Features

- 1. Open frame construction.



ELECTRICAL CHARACTERISTICS

Part Number	Inductance (uH) (1)	Test Frequency	DC Resistance (Ω MAX) (2)	Saturation Current ⁽³⁾ (A)	Temperature Current ⁽⁴⁾ (A)
SCNR4018-1R0	1.0	100KHZ	30m	4.00	2.75
SCNR4018-2R2	2.2	100KHZ	60m	2.70	2.22
SCNR4018-3R3	3.3	100KHZ	84m	2.00	1.99
SCNR4018-4R7	4.7	100KHZ	97m	1.70	1.61
SCNR4018-6R8	6.8	100KHZ	141m	1.45	1.23
SCNR4018-100	10	100KHZ	210m	1.20	1.10
SCNR4018-150	15	100KHZ	321m	0.94	0.86
SCNR4018-220	22	100KHZ	500m	0.80	0.70
SCNR4018-330	33	100KHZ	676m	0.65	0.60
SCNR4018-470	47	100KHZ	996m	0.57	0.50
SCNR4018-680	68	100KHZ	1.38	0.47	0.40
SCNR4018-101	100	100KHZ	2.22	0.40	0.32
SCNR4018-151	150	100KHZ	3.00	0.31	0.25
SCNR4018-221	220	100KHZ	4.20	0.27	0.22



- (1). Inductance tested at 0.25V, 0ADC and 25°C.
Tolerance of inductance: 1.0uH ± 30% (N).
2.2uH-220uH: ± 20% (M).
- (2). DCR measured at 25°C.
- (3). The DC current at which the inductance decreases by 30% from its initial value.
- (4). The DC current that results in a 40°C temperature rise from 25°C ambient.

[Click here for QUANTITY PER REEL & PACKING INFORMATION](#)

Custom versions available upon request.

©2011 Signal Transformer – Specification subject to change without notice. 07.11

Mouser Electronics

Authorized Distributor

Click to View Pricing, Inventory, Delivery & Lifecycle Information:

[Bel:](#)

[SCNR4018-100](#) [SCNR4018-470](#) [SCNR4018-151](#) [SCNR4018-680](#) [SCNR4018-3R3](#) [SCNR4018-330](#) [SCNR4018-1R0](#) [SCNR4018-101](#) [SCNR4018-221](#) [SCNR4018-4R7](#) [SCNR4018-220](#) [SCNR4018-6R8](#) [SCNR4018-2R2](#)
[SCNR4018-150](#)