


Expansion Port

ETH

USER MANUAL



B+B SMARTWORX

Powered by

ADVANTECH

Used Symbols



Danger – Information regarding user safety or potential damage to the router.



Attention – Problems that can arise in specific situations.



Information, notice – Useful tips or information of special interest.

GPL Licence

Source codes under GPL licence are available free of charge by sending an email to:

cellularsales@advantech-bb.com.



Contents

1	Safety Instruction	1
2	Product Disposal Instructions	1
3	Description of the Expansion Port	2
3.1	Pin-out of the Connector	2
3.2	State Indication of ETH Port	3
3.3	Delivery Identification	4
3.4	Technical Specifications	4
4	Recommended Literature	5
5	Customers Support	6
5.1	Customer Support for NAM	6
5.2	Customer Support for Europe	6
5.3	Customer Support for Asia	6

List of Figures

1	Port connector	2
2	Example of router ETH connection	3
3	Expansion port label	4

List of Tables

1	Pin-out of port connector	2
2	State indication	3
3	Delivery identification	4
4	Technical specifications	4

1. Safety Instruction



Please, observe the following instructions:

- The expansion port must be used in compliance with all applicable international and national laws and in compliance with any special restrictions regulating the utilization of the communication module in prescribed applications and environments.
- Use only the original Advantech B+B SmartWorx company accessories. Thus you will prevent possible health risks and damage to the devices and ensure compliance with all relevant provisions. Unauthorised adjustments or use of unapproved accessories may result in damage to the expansion port and breach of applicable laws. Use of unapproved adjustments or accessories may lead to cancellation of guarantee, which has no effects on your legal rights.
- Do not expose the expansion port to extreme conditions. Protect it from dust, moisture and heat.

2. Product Disposal Instructions

The WEEE (Waste Electrical and Electronic Equipment: 2012/19/EU) directive has been introduced to ensure that electrical/electronic products are recycled using the best available recovery techniques to minimize the impact on the environment. This product contains high quality materials and components which can be recycled. At the end of it's life this product **MUST NOT** be mixed with other commercial waste for disposal. Check the terms and conditions of your supplier for disposal information.

3. Description of the Expansion Port

The expansion port ETH is created as expansion port which enables to use of the next hardware interface of Advantech B+B SmartWorx routers and modems for next signal processing. This interface is physically connected on RJ45 connector of the device. The expansion port ETH is internally powered from the router. The ETH port is protected against bus overload.



Expansion port ETH can be fitted only into PORT1 position.

3.1 Pin-out of the Connector

Panel socket RJ45.

Pin	Signal	Description	Direction
1	TXD+	Transmit Data – positive pole	Input/Output
2	TXD-	Transmit Data – negative pole	Input/Output
3	RXD+	Receive Data – positive pole	Input/Output
4	–	–	
5	–	–	
6	RXD-	Receive Data – negative pole	Input/Output
7	–	–	
8	–	–	

Table 1: Pin-out of port connector

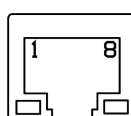



Figure 1: Port connector



ATTENTION! Port ETH is not POE (Power Over Ethernet) compatible!

The ETH router connection:

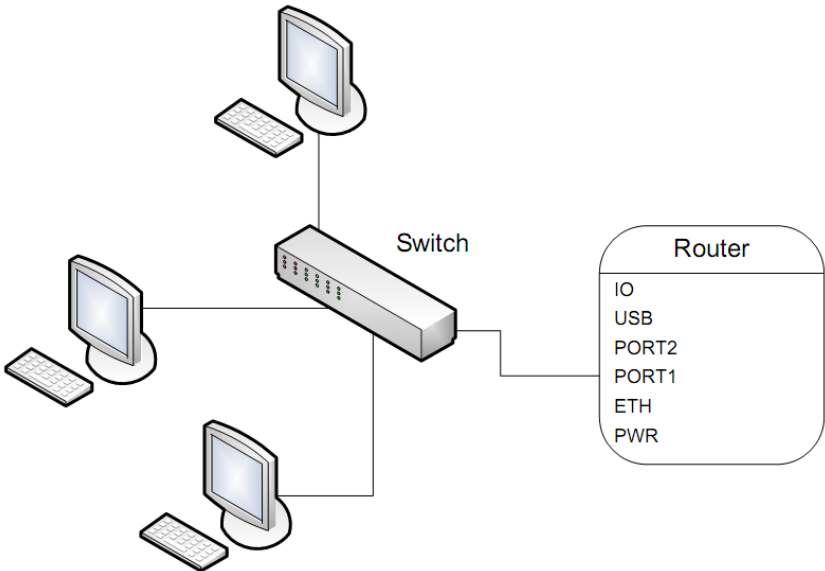



Figure 2: Example of router ETH connection

3.2 State Indication of ETH Port

LED diode	Description of indication
Green LED	On selected 100 Mbit/s
	Off selected 10 Mbit/s
Yellow LED	On..... the network cable is connected
	Blinking data transmission
	Off the network cable is not connected

Table 2: State indication

State indication of ETH port is supported from 2nd revision of boards.

3.3 Delivery Identification

Trade name	Type name	Power supply
XC-ETH	XC-ETH	Internal supply

Table 3: Delivery identification

Example of expansion port label:

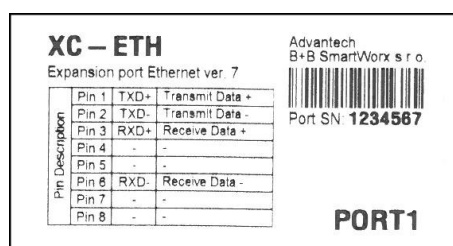


Figure 3: Expansion port label

3.4 Technical Specifications

Expansion port ETH		
Power supply	Internal	+3,3 V
Environment	Operating temperature	-30 to +60 °C
	Storage temperature	-30 to +85 °C
Standards	Emission	EN 55022/B
	Immunity	ETS 300 342
	Safety	EN 60950
Ethernet (IEEE 802.3)	Max. bit rate	100 Mbps
	Max. total cable length (300Bd, 200nF/km)	100 m

Table 4: Technical specifications

4. Recommended Literature

- [1] Advantech B+B SmartWorx: **Application Note – Expansion Port Mounting for v2 Routers (APP-0001-EN)**
- [2] Advantech B+B SmartWorx: **Configuration Manual – Cellular Industrial v2 Routers (MAN-0021-EN)**

5. Customers Support

5.1 Customer Support for NAM

Phone: +1-800-346-3119 (Monday – Friday, 7 a.m. to 5:30 p.m. CST)
Fax: +1-815-433-5109
E-mail: support@advantech-bb.com
Web: www.advantech-bb.com

5.2 Customer Support for Europe

Phone: +353 91 792444
Fax: +353 91 792445
E-mail: techSupport@advantech-bb.com
Web: www.advantech-bb.com

5.3 Customer Support for Asia

Phone: +886-2-2792-7818 #1299 (Monday – Friday, 9 a.m. to 5:30 p.m. UTC+8)
Fax: +886-2-2794-7327
E-mail: icg.support@advantech.com.tw
Web: www.advantech.com



Upkeep-advice:

- During cleaning of the router do not use aggressive chemicals, solvents and abrasive cleaners!

CE Hereby, Advantech B+B SmartWorx s.r.o. company declares that the router (radio equipment) with this expansion port installed is in compliance with EU Directive **2014/53/EU**. The router with this expansion port installed and no radio interface present is in compliance with EU Directives **2014/30/EU** and **2014/35/EU**.

The full text of the EU Declaration of Conformity of the corresponding router is available at the following internet address: www.advantech-bb.cz/eudoc

Mouser Electronics

Authorized Distributor

Click to View Pricing, Inventory, Delivery & Lifecycle Information:

[B+B SmartWorx:](#)

[B-XC-ETH](#)