

IPC-623

4U 20-Slot Rackmount Chassis

NEW

PICMG 1.0

PICMG 1.3



Features

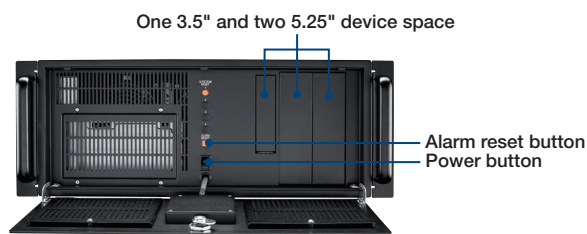
- 4U rackmount chassis supports up to 20 slot or 4-system backplane
- Support 500W or 1200W single power supply
- Two external 5.25" and one 3.5" shockproof drive bays
- Three 12 cm / 150 CFM cooling fans
- Dual top cover designed for easy maintenance
- Six easily replaceable air filters provide good airflow
- Built in Intelligent System module enabling whole system fan control and remote manageability

CE FCC


Specifications

Drive Bay	3.5"	External
	5.25"	1
Cooling	Fan	3 (12 cm 150 CFM each)
	Air Filter	4 (200 x 45 mm) + 2 (128 x 95 mm)
Miscellaneous	LED Indicators	Power, HDD, fan, temperature, and power voltage status
	Control	Power switch, system reset (reserve 3 more for quad-system) and alarm reset buttons
Intelligent System Module Remote Monitoring	CPU/System fan speed, CPU/system temperature, motherboard voltage (Only selected Advantech MBs/CPU card with WISE-PaaS/RMM installed can fully enable these functions, check with Advantech local rep. for detail information)	
Environment	Temperature	Operating: 0 ~ 40 °C (32 ~ 104 °F) Non-Operating: -20 ~ 60 °C (-4 ~ 140 °F)
	Humidity	10 ~ 85% @ 40 °C, non-condensing 10 ~ 95% @ 40 °C, non-condensing
	Vibration (5 ~ 500 Hz)	1 Grms 2 G
	Shock	10G (with 11ms duration, 1/2 sine wave)
Physical Characteristics	Dimensions (W x H x D)	482 x 177 x 657 mm (19" x 7" x 26")
	Weight	27.4 kg (60.41 lb)

Front View




Inside View



Rear View

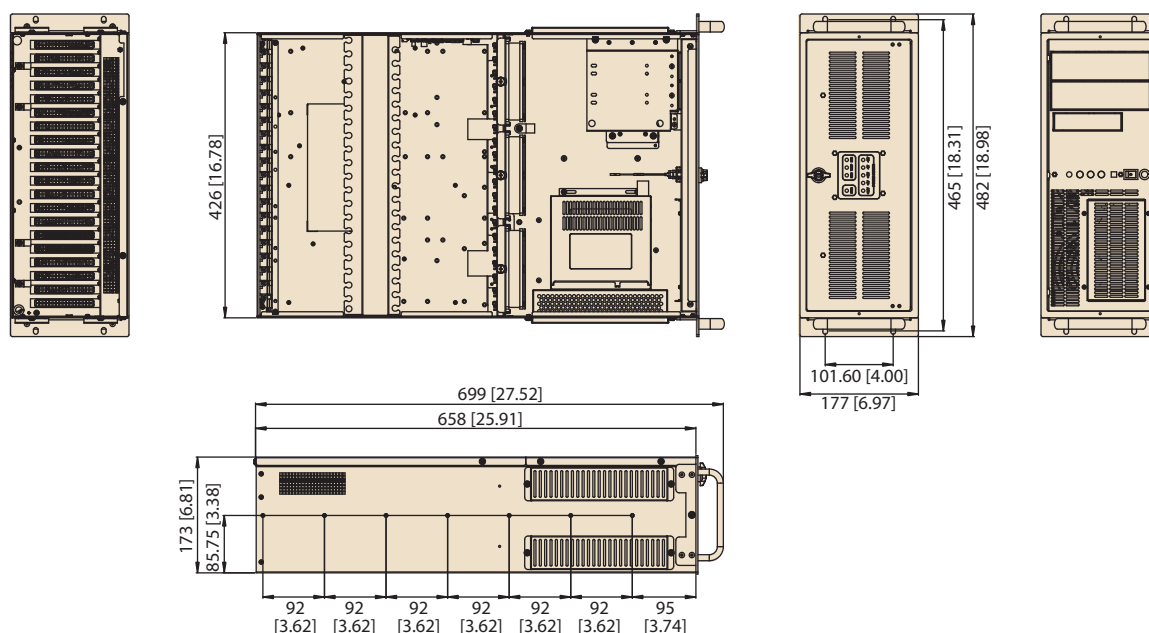


Inside View



Dimensions

Unit: mm [inch]



Ordering Information

Part number	Power Supply	Wattage	80 Plus grade	Switch Type
IPC-623BP-50ZC	96PS-A500WPS2G	500W	Gold	ATX switch
IPC-623BP-1KZC	96PS-A1K2WPS2*	1200W	Gold	ATX switch

Note : Choose power cord with IEC C19 plug for IPC-623BP-1KZC

Optional Accessories

Part Number	Description
IPC-DT-3120E	Mobile rack for converting a 3.5" drive bay to dual 2.5" SATA HDD trays
IPC-DT-5230E	Mobile rack for converting dual 5.25" drive bays to three 3.5" SATA HDD trays
1700002459	Reset button with wire
1600002166	AT switch
1700029268-01	Power cable for GPU card (Two 4-pin 12V connectors to one 6+2 pins PCIe power connector)
1700024754-01	Power cable for GPU card (Two B4P Molex connectors to one 6+2 pins PCIe power connector)

* If GPU card with 2 power connectors, please use 1700029268-01*1 + 1700024754-01*1; If GPU card with 1 power connector, please use 1700029268-01.

* Only 500W or higher wattage PSU support 1700029268-01 and 1700024754-01 for high-end GPU card.

Backplane Options

Part Number	Description
PICMG 1.3 Backplane	
PCE-7B19-88B1E	2 PCIeX8, 8 PCIX, 8 PCI
PCE-5B18-88B1E	1 PCIeX16, 8 PCIX, 8 PCI
PCE-5B16Q-02A1E	Quad Seg BP, 4 PCIeX16, 8 PCI
PCE-5B12-00A1E	10 PCIeX16, 1 PCIeX4
PCE-5B19-00A1E	17 PCIeX16, 1 PCIeX4
PICMG 1.0 Backplane	
PCA-6120P18-0A2E	1 ISA, 17 PCI, 1 PICMG/PCI
PCA-6120P4-0B2E	14 ISA, 4 PCI, 1 PICMG/PCI
PCA-6119P7-0C2E	10 ISA, 7 PCI, 1 PICMG/PCI
PCA-6120P12-0A3E	7 ISA, 11 PCI, 1 PICMG/PCI
PCA-6120Q-0B3E	5-5-5-5 ISA

Spare Parts

Part Number	Description
2130004799S000	Side filter 45 x 200 x 6 mm
2130004800S000	Door filter 130 x 95 x 6 mm

Mouser Electronics

Authorized Distributor

Click to View Pricing, Inventory, Delivery & Lifecycle Information:

[Advantech:](#)

[IPC-623BP-1KZC](#) [IPC-623BP-50ZC](#)