

AMD E8860 2GB PCIe_x16 4xHDMI Full Height


GFX-AE8860F16-5A1

MPN numbers:1A1-E000468ADP

V 2.2

Embedded PCIe Graphics

4 x HDMI 1.4a



CONTENTS

1.	Specification.....	4
2.	Functional Overview	5
2.1.	Memory Configuration Support.....	5
2.2.	Acceleration Features	5
2.3.	Display System	6
2.4.	DVI/HDMI Features	7
2.5.	DisplaPort 1.2 Features	7
2.6.	Integrated HD-Audio Controller (Azalia) and Codec	8
2.7.	Bus Support Features	8
3.	PIN Assignment and Description.....	9
4.	Board Configuration.....	13
4.1	Board Dimension.....	13
4.2	Display Interface.....	13
5.	Thermal Mechanism	14
5.1.	Fan-Sink Thermal Module	14

1. Specification

Model Name	GFX-AE8860F16-5A1
Graphics Engine	AMD Radeon E8860
Process Node	28nm
Engine Clock (max)	625 Mhz
Graphics Memory	128-bit, 2 GB, GDDR5
Memory Clock (max)	1,125 MHZ / 4.5 Gbps
Bus Interface	PCI Express® 3.0 (x16)
Shader Processing Units	640 Shaders
Floating Point Performance	768GFLOPs
DirectX® Capability	DirectX® 11.1
Shader Model	Shader Model 5.0
OpenGL	OpenGL 4.2
OpenCL	OpenCL 1.2
Unified Video Decoder (UVD)	UVD 4 for H.264, VC-1, MPEG-2 MPEG-4 part 2 decode
Display Interface	4 x HDMI 1.4a
Maximum Resolution	HDMI: 1920x1080
Power Consumption	46 W
Operating Temperature	0°C ~ 50°C
Dimension	145 x 111 mm

2. Functional Overview

2.1. Memory Configuration Support

AMD Radeon™ E8860 has four DRAM sequencers. Each DRAM channel is 32-bit wide. Four 128 Mb × 32 GDDR5 memory chips are embedded on the ASIC for a total of 2 GB memory.

2.2. Acceleration Features

- Support for all DirectX® 11 features, including the full-speed 32-bit floating point per component operation:
 - Shader Model 5.0 geometry and pixel support in a unified shader architecture:
 - ◆ Vertex, pixel, geometry, compute, domain, and hull shaders.
 - ◆ 32- and 64-bit floating-point processing per component.
 - ◆ New advanced shader instructions, including flexible flow control with CPU-level flexibility on branching.
 - ◆ A nearly unlimited shader-instruction store, using an advanced caching system.
 - ◆ An advanced shader design, with an ultra-threading sequencer for high-efficiency operations.
 - ◆ A new advanced shader core, supporting native scalar instructions.
 - ◆ Advanced, high-performance branching support, including static and dynamic branching.
 - ◆ High dynamic-range rendering with floating-point blending, texture filtering, and anti-aliasing support.
 - ◆ 16- and 32-bit floating-point components for high dynamic-range computations.
 - ◆ Full anti-aliasing on renderable surfaces up to and including 128-bit floating-point formats.
 - ◆ A new read/write caching system, replacing texture cache with a unified read-write two-level cache.
- Support for OpenGL™ 4.2
- Support for OpenCL™ 1.2.
- Anti-aliasing filtering:
 - 2×/4×/8× MSAA (multi-sample anti-aliasing) modes are supported.
 - A multi-sample algorithm with gamma correction, programmable sample patterns, and centroid sampling.
 - Custom filter anti-aliasing with up to 12-samples per pixel.
 - An adaptive anti-aliasing mode.
 - Lossless color compression (up to 16:1).
- Anisotropic filtering:
 - Continuous anisotropic with 1× through 16× taps.
 - Up to 128-tap texture filtering.
 - Anisotropic biasing to allow trading quality for performance.
 - Improved anisotropic filtering with unified non-power of two-tap distribution and higher precision filter computations.

- Advanced texture compression (3Dc+™).
- High quality 4:1 compression for normal and luminance maps.
- Angle-invariant algorithm for improved quality.
- Single- or two-channel data format compatibility.
- 3D resources virtualized to a 40-bit virtual addressing space, for support of large numbers of render targets and textures.
- Up to 16k × 16k textures, including 128-bit/pixel texture are supported.
- Programmable arbitration logic maximizes memory efficiency and is software upgradeable.
- Fully associative texture, color, and z-cache design.
- Hierarchical z- and stencil-buffers with early z-test.
- Lossless z-buffer compression for both z and stencil.
- Fast z-buffer clear.
- Fast color-buffer clear.
- Z-cache optimized for real-time shadow rendering.
- Z- and color-compression resources virtualized to a 32-bit addressing space, for support of multiple render targets and textures simultaneously.

2.3. Display System

The display system supports VGA, VESA super VGA, and accelerator mode graphics display on six1 independent display controllers.

The full features of the display system are outlined in the following sections.

- Six independent display controllers that support true 30-bpp (bits per pixel) throughout the display pipe.
- Support for display resolutions up to 4096 × 2160 @ 30 Hz per display output, which do not oversubscribe available memory bandwidth.
- Advanced video capabilities, including high-fidelity gamma, color correction, and scaling.
- A high-precision color pipe with the support of XR-biased sRGB and xvYCC formats.
- An adaptive per-pixel de-interlacing and frame-rate conversion (temporal filtering).
- An enhanced dithering algorithm for LCD panels.
- Full RMX for sources up to 2560 pixels/line.
- HDCP can be supported on six1 independent displays, such as HDMI™, DVI, or DisplayPort.
Note: HDCP is available only to licensed HDCP buyers.
- HDCP Protection:
 - Key information is stored in the ASIC.
 - An external ROM is not needed.
 - Protects both audio and video content on all HDMI/DisplayPort outputs.
- An improved memory-access pattern to reduce the memory-power consumption in embedded applications.
- 3D display capabilities for both graphic and overlay contents.

2.4. DVI/HDMI Features

- Advanced DVI capability supporting 10-bit HDR (high dynamic range) output.
- Supports industry-standard CEA-861B video modes including 480p, 720p, 1080i, and 1080p. For a full list of currently supported modes, contact your local AMD support person.
- Maximum pixel rates for 24-bpp outputs are:
 - DVI—162 MP/s (megapixels per second) for single-link DVI
 - DVI—268.5 MP/s for dual-link DVI
 - HDMI—297 MP/s.

2.5. DisplayPort 1.2 Features

- Supports all the mandatory features of the DisplayPort Standard Version 1.2 and the following optional features:
 - ACM packet-type support.
 - ISRC packet-type support
- DisplayPort Multi-streaming Transport (MST) allowing any number of display pipelines to drive a single DisplayPort interface (provided the DisplayPort link bandwidth is not exceeded)
- Each DisplayPort link can support three options for the number of lanes and three options for link-data rate as follows:
 - Four, two, or one lane(s)
 - 5.4-, 2.7-, or 1.62-Gbps link-data rate per lane
- Supports all video modes supported by the display controller that do not oversubscribe the link bandwidth
- The following table shows the maximum pixel rates for four, two, or one lane(s) at 5.4-Gbps link rate.

	18 bpp	24 bpp	30 bpp
One Lane	240 MP/s	180 MP/s	144 MP/s
Two Lanes	480 MP/s	360 MP/s	288 MP/s
Four Lanes	597 MP/s	597 MP/s	576 MP/s

- Enhanced audio capabilities for DisplayPort 1.2:
 - Supports PCM audio rates up to 192 kHz.
 - Dolby-TrueHD bitstream and DTS-HD Master Audio bitstream capable.
 - Multiple independent audio streams allowing each DisplayPort display to support audio
 - ◆ HDMI display also gets its own independent audio stream

2.6. Integrated HD-Audio Controller (Azalia) and Codec

- HD-audio HDMI, DisplayPort, and wireless display outputs.
- Multiple output stream DMAs.
- Maximum output bandwidth of 73.728 Mbit/s.
- Low power ECN support.
- Hardware silent stream.
- Function level reset.
- Compatible Microsoft® UAA driver support for basic audio.
- For advanced functionality (as follows), an AMD or a third party driver is required.
- LPCM:
 - Speaker formats: 2.0, 2.1, 3.0, 4.0, 5.1, 6.1, and 7.1
 - Sample rates: 32, 44.1, 48, 88.2, 96, 176.4, and 192 kHz
 - Bits per sample: 16, 20, and 24
- Non-HBR Compressed audio pass-through up to 6.144 Mbps:
 - Supports AC-3, MPEG1, MP3 (MPEG1 layer 3), MPEG2, AAC, DTS, ATRAC, Dolby Digital+, WMA Pro, and DTS-HD.
- HBR compressed audio pass-through up to 24.576 Mbps:
 - Supports DTS-HD Master Audio and Dolby True HD.
- Plug-and-Play:
 - Sink audio format capabilities declaration.
 - Sink information.
 - AV association.
- Lip sync information.
- HDCP content protection.

2.7. Bus Support Features

- Compliant with the PCI Express® Base Specification Revision 3.0, up to 8.0 GT/s.
- Fully inter-operative with PCI Express Base Specification Revision 2.1 and earlier devices.
- Supports ×1, ×2, ×4, ×8, and ×16 lane widths.
- Supports 2.5 GT/s, 5.0 GT/s, and 8.0 GT/s link-data rates.
- Supports ×16 lane reversal where the receivers on lanes 0 to 15 on the graphics endpoint are mapped to the transmitters on lanes 15 down to 0 on the root complex.
- Supports ×16 lane reversal where the transmitters on lanes 0 to 15 on the graphics endpoint are mapped to the receivers on lanes 15 down to 0 on the root complex (requires corresponding support on the root complex).
- Supports full-swing and low-swing transmitter output levels.

3. PIN Assignment and Description

Pin	Side B Connector		Side A Connector	
#	Name	Description	Name	Description
1	+12v	+12 volt power	PRSNT#1	Hot plug presence detect
2	+12v	+12 volt power	+12v	+12 volt power
3	RSVD	Reserved	+12v	+12 volt power
4	GND	Ground	GND	Ground
5	SMCLK	SMBus clock	JTAG2	TCK
6	SMDAT	SMBus data	JTAG3	TDI
7	GND	Ground	JTAG4	TDO
8	+3.3v	+3.3 volt power	JTAG5	TMS
9	JTAG1	+TRST#	+3.3v	+3.3 volt power
10	3.3Vaux	3.3v volt power	+3.3v	+3.3 volt power
11	WAKE#	Link Reactivation	PWRGD	Power Good
Mechanical Key				
12	RSVD	Reserved	GND	Ground
13	GND	Ground	REFCLK+	Reference Clock Differential pair
14	HSOp(0)	Transmitter Lane 0, Differential pair	REFCLK-	
15	HSOn(0)		GND	Ground
16	GND	Ground	HSIp(0)	Receiver Lane 0, Differential pair
17	PRSNT#2	Hotplug detect	HSIn(0)	
18	GND	Ground	GND	Ground
19	HSOp(1)	Transmitter Lane 1, Differential pair	RSVD	Reserved
20	HSOn(1)		GND	Ground
21	GND	Ground	HSIp(1)	Receiver Lane 1, Differential pair
22	GND	Ground	HSIn(1)	
23	HSOp(2)	Transmitter Lane 2, Differential pair	GND	Ground
24	HSOn(2)		GND	Ground

Pin	Side B Connector		Side A Connector	
#	Name	Description	Name	Description
25	GND	Ground	HSIp(2)	Receiver Lane 2, Differential pair
26	GND	Ground	HSIn(2)	
27	HSOp(3)	Transmitter Lane 3, Differential pair	GND	Ground
28	HSOn(3)		GND	Ground
29	GND	Ground	HSIp(3)	Receiver Lane 3, Differential pair
30	RSVD	Reserved	HSIn(3)	
31	PRSNT#2	Hot plug detect	GND	Ground
32	GND	Ground	RSVD	Reserved
33	HSOp(4)	Transmitter Lane 4, Differential pair	RSVD	Reserved
34	HSOn(4)		GND	Ground
35	GND	Ground	HSIp(4)	Receiver Lane 4, Differential pair
36	GND	Ground	HSIn(4)	
37	HSOp(5)	Transmitter Lane 5, Differential pair	GND	Ground
38	HSOn(5)		GND	Ground
39	GND	Ground	HSIp(5)	Receiver Lane 5, Differential pair
40	GND	Ground	HSIn(5)	
41	HSOp(6)	Transmitter Lane 6, Differential pair	GND	Ground
42	HSOn(6)		GND	Ground
43	GND	Ground	HSIp(6)	Receiver Lane 6, Differential pair
44	GND	Ground	HSIn(6)	
45	HSOp(7)	Transmitter Lane 7, Differential pair	GND	Ground
46	HSOn(7)		GND	Ground
47	GND	Ground	HSIp(7)	Receiver Lane 7, Differential pair
48	PRSNT#2	Hot plug detect	HSIn(7)	
49	GND	Ground	GND	Ground
50	HSOp(8)	Transmitter Lane 8, Differential pair	RSVD	Reserved
51	HSOn(8)		GND	Ground
52	GND	Ground	HSIp(8)	Receiver Lane 8,

Pin	Side B Connector		Side A Connector	
#	Name	Description	Name	Description
53	GND	Ground	HSIn(8)	Differential pair
54	HSOp(9)	Transmitter Lane 9, Differential pair	GND	Ground
55	HSOn(9)		GND	Ground
56	GND	Ground	HSIp(9)	Receiver Lane 9, Differential pair
57	GND	Ground	HSIn(9)	
58	HSOp(10)	Transmitter Lane 10, Differential pair	GND	Ground
59	HSOn(10)		GND	Ground
60	GND	Ground	HSIp(10)	Receiver Lane 10, Differential pair
61	GND	Ground	HSIn(10)	
62	HSOp(11)	Transmitter Lane 11, Differential pair	GND	Ground
63	HSOn(11)		GND	Ground
64	GND	Ground	HSIp(11)	Receiver Lane 11, Differential pair
65	GND	Ground	HSIn(11)	
66	HSOp(12)	Transmitter Lane 12, Differential pair	GND	Ground
67	HSOn(12)		GND	Ground
68	GND	Ground	HSIp(12)	Receiver Lane 12, Differential pair
69	GND	Ground	HSIn(12)	
70	HSOp(13)	Transmitter Lane 13, Differential pair	GND	Ground
71	HSOn(13)		GND	Ground
72	GND	Ground	HSIp(13)	Receiver Lane 13, Differential pair
73	GND	Ground	HSIn(13)	
74	HSOp(14)	Transmitter Lane 14, Differential pair	GND	Ground
75	HSOn(14)		GND	Ground
76	GND	Ground	HSIp(14)	Receiver Lane 14, Differential pair
77	GND	Ground	HSIn(14)	
78	HSOp(15)	Transmitter Lane 15, Differential pair	GND	Ground
79	HSOn(15)		GND	Ground


Pin	Side B Connector		Side A Connector	
#	Name	Description	Name	Description
80	GND	Ground	HSIp(15)	Receiver Lane 15, Differential pair
81	PRSNT#2	Hot plug present detect	HSIn(15)	
82	RSVD#2	Hot Plug Detect	GND	Ground

\\

4. Board Configuration

4.1 Board Dimension

(Unit : mm)



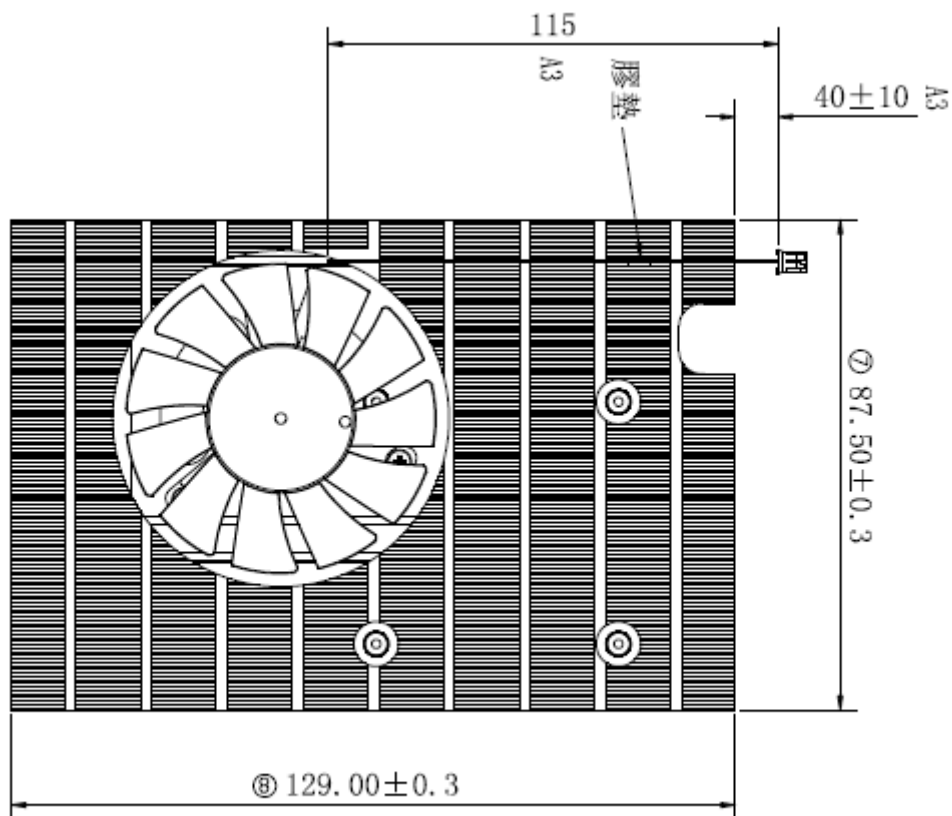
4.2 Display Interface

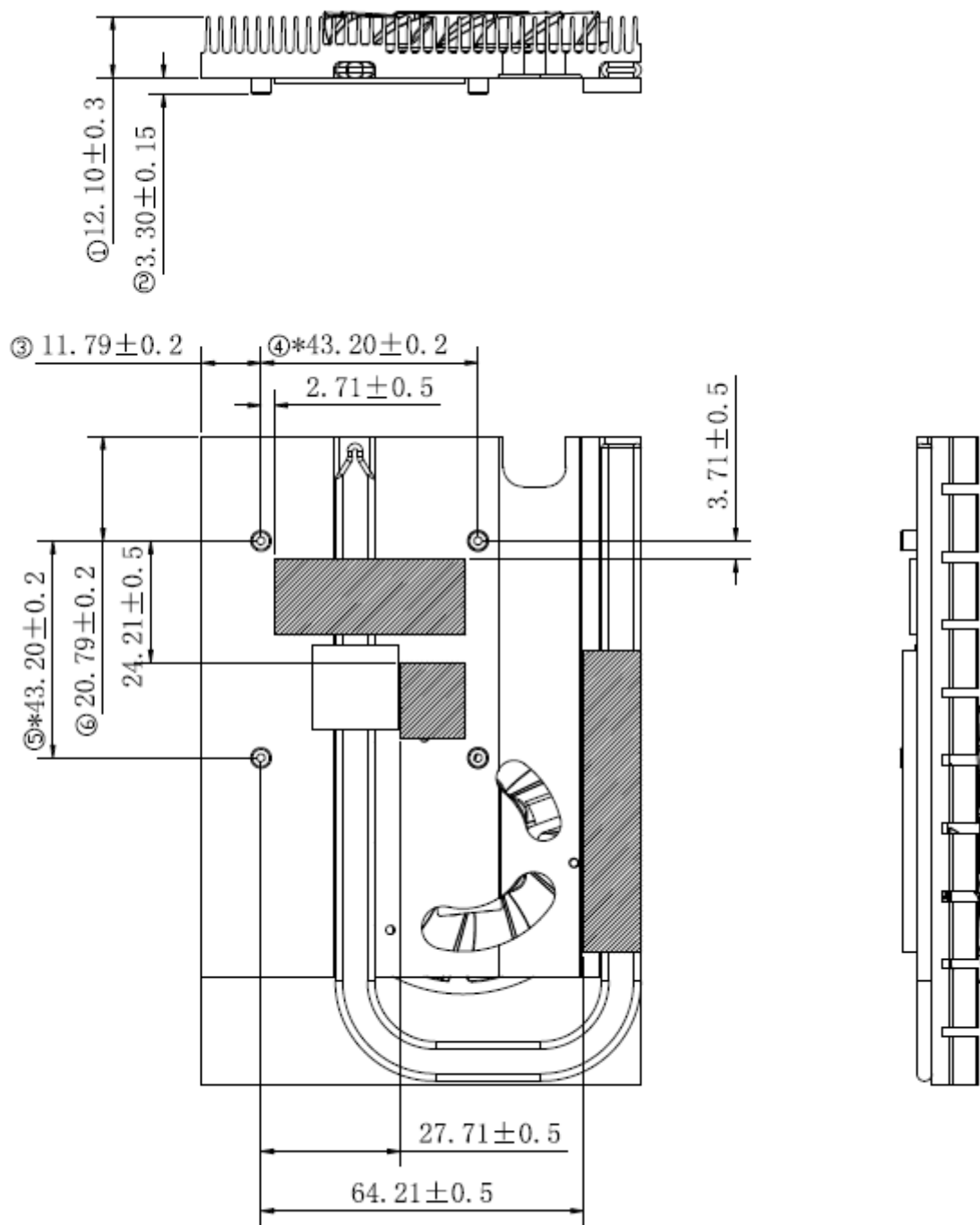


5. Thermal Mechanism

5.1. Fan-Sink Thermal Module

(Unit : mm)





Change list

Rev.	Date	Description
1.0	2014/3/27	E8860RFB datasheet
1.1	2015/7/21	E8860RFB , PCB V2.2 is HDMI 1.3 upgrade to HDMI 1.4a
1.2	2017/2/20	<ul style="list-style-type: none">● Update 2.3 Display System content● Update 4. Board Configuration product appearance● Update 5. Thermal Mechanism Fan module appearance

Mouser Electronics

Authorized Distributor

Click to View Pricing, Inventory, Delivery & Lifecycle Information:

[Advantech:](#)

[GFX-AE8860F16-5A1](#)