

Split-core Current Transducers/Sensors

Models BB-JC10F50-V, BB-JC24S250-V, BB-JC36S500-V

B+B SMARTWORX

Powered by

ADVANTECH

www.advantech-bb.com



BB-JC10F50-V

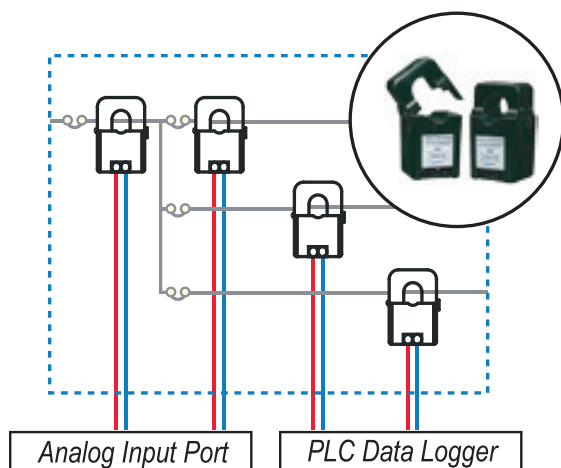
- + All-in one structure in a small size
- + Connect directly to PLCs
- + Sense motor stalls and short circuits
- + Industrial instrumentation
- + Process control loops
- + Phased fired-controlled heaters
- + UL, CSA, CE and RoHS available

OVERVIEW

These split-core current transducers are designed for energy management with a convenient connection to electronic sub-metering. They may also be applied for current measurement in a system of distributed power line carriers (PLCs) or remote controls such as SCADA software for automation and supervision. Other applications include security and condition monitoring, load monitoring, protection systems, and predictive maintenance of conveyors, pumps, HVAC motors and more.

LOAD TREND MONITOR PER DISTRIBUTION PANEL

When a sensor outputting analog instrumentation signals in proportion to load current, is clamped directly onto the main or branch wiring of the distribution panel, direct input into analog port as PLC or data logger becomes available without a converter in the middle.



ORDERING INFORMATION

MODEL NUMBER	CURRENT RANGE (50/60 HZ)	OUTPUT IMPEDANCE	WEIGHT
BB-JC10F50-V	50 Arms	6.2K Ω	45g
BB-JC24S250-V	250 Arms	5.8K Ω	200g
BB-JC36S500-V	500 Arms	5.8K Ω	290g

SPECIFICATIONS – All Models

TECHNOLOGY	
Output Voltage	0~5V DC (average) / 0 ~ rated current, 7.5V DC limiter built-in
Maximum Allowable Current	100% (continuous) 150% (1 min.)
Accuracy/Linearity	$\pm 2\%$ FS.dynamic range 1:100 (50/60 Hz sinewave)
Output Ripple Voltage	Within 5% of output voltage
Response Time	300 ms
Insulation Resistance	DC500V / 100M Ω or more (between core and output terminals)
Dielectric Strength	AC 2000V / 1 min. (between core and output terminals)
MECHANICAL	
Sensing Aperture	10mm (clamp-on type)
Latch/Unlatch	About 150 times
Output Terminals	2 x M3-screw with terminal covers
Tightening Torque	0.3 Nm
ENVIRONMENTAL	
Operating Conditions	-20 ~ +50 $^{\circ}\text{C}$, $\leq 85\%$ RH, No condensation, In-house & any direction installable
Storage Conditions	-30 ~ +90 $^{\circ}\text{C}$, $\leq 85\%$ RH, No condensation

All product specifications are subject to change without notice.

BB-JCxFx-V_CurrentSensors_3718ds

B+B SMARTWORX

Powered by

ADVANTECH

orders@advantech-bb.com
support@advantech-bb.com

Corporate Headquarters: 707 Dayton Road, PO Box 1040 Ottawa, IL 61350 USA 815-433-5100 Fax 433-5104
European Office: Westlink Commercial Park, Oranmore Co. Galway Ireland +353 91 792444 Fax +353 91 792445

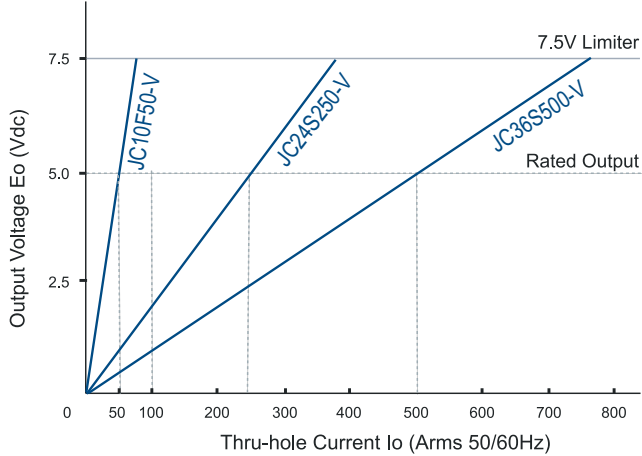
Split-core Current Transducers/Sensors

Models BB-JC10F50-V, BB-JC24S250-V, BB-JC36S500-V



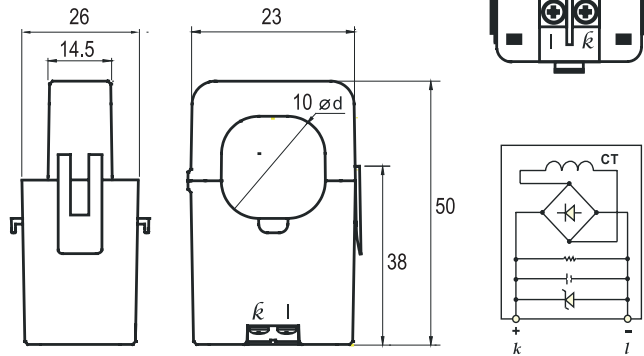
BB-JC24S250-V

OUTPUT VOLTAGE DATA



DIMENSIONS – BB-JC10F50-V

Unit = mm

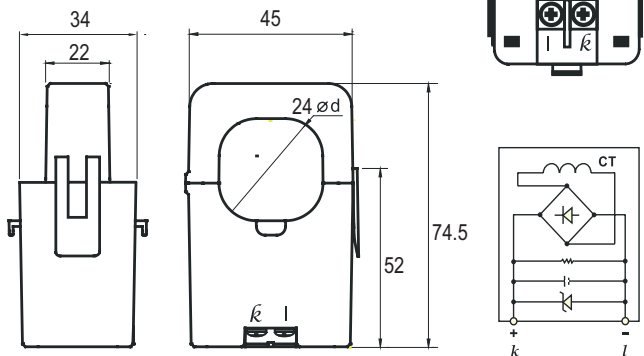


CONNECTING THE LEAD WIRE



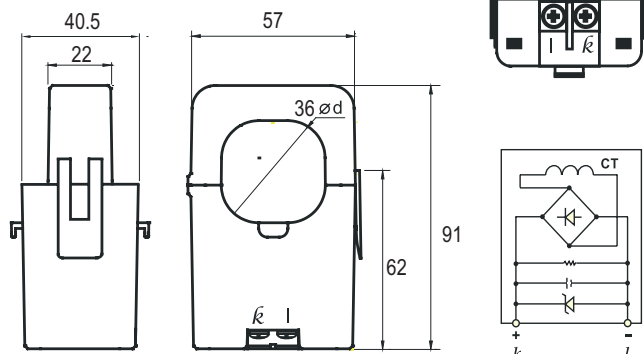
DIMENSIONS – BB-JC24S250-V

Unit = mm



DIMENSIONS – BB-JC36S500-V

Unit = mm



Mouser Electronics

Authorized Distributor

Click to View Pricing, Inventory, Delivery & Lifecycle Information:

[Advantech:](#)

[BB-JC10F50-V](#) [BB-JC24S250-V](#)