



SPECIFICATION FOR APPROVAL

Customer. _____

Description. _____ DC FAN

Customer Part No. _____ REV. _____

Delta Model No. _____ BFB04512HHA-CZ0T REV. 00

Sample Issue No. _____

Sample Issue Date. _____ AUG-07-2017

PLEASE SEND ONE COPY OF THIS SPECIFICATION
BACK AFTER YOU SIGNED APPROVAL FOR PRODUC-
TION PRE-ARRANGEMENT.

APPROVED BY : _____

DATE: _____

Delta Electronics, Inc.

HeTianXia High-Tech Industrial Park.

Shi Jie Town, Dong Guan City.

Guangdong Province, China. P. R. C.

TEL : 86-769-86329008

Delta Electronics, Inc.
HeTianXia High-Tech Industrial Park.
Shi Jie Town, Dong Guan City.
Guangdong Province, China. P. R. C.

TEL : 86-769-86329008
FAX : 86-769-86631589

STATEMENT OF DEVIATION

☒ NONE

☐ DESCRIPTION :

Delta Electronics, Inc.
HeTianXia High-Tech Industrial Park.
Shi Jie Town, Dong Guan City.
Guangdong Province, China. P. R. C.

TEL : 86-769-86329008
FAX : 86-769-86631589

SPECIFICATION FOR APPROVAL

Customer:

Description: DC FAN

Customer P/N:

REV:

Delta Model NO.: BFB04512HHA-CZ0T

Safety Delta Model NO.: BFB04512HHA-C

Sample Rev: 00

Issue NO:

Sample Issue Date: AUG-07-2017

Quantity:

1. SCOPE:

THIS SPECIFICATION DEFINES THE ELECTRICAL AND MECHANICAL
CHARACTERISTICS OF THE DC BRUSHLESS BLOWER FLOW FAN.

2. CHARACTERS:

ITEM	DESCRIPTION
RATED VOLTAGE	12 VDC
OPERATION VOLTAGE	5.0 - 13.5 VDC
INPUT CURRENT (AVG.)	0.14 (MAX. 0.26) A SAFETY CURRENT ON LABEL: 0.26 A
INPUT POWER (AVG.)	1.68 (MAX. 3.12) W
SPEED (AT 2 MIN. RUNNING)	6100±10% R.P.M.
MAX. AIR FLOW (AT ZERO STATIC PRESSURE)	0.102 (MIN. 0.083) M ³ /MIN. 3.602 (MIN. 2.931) CFM
MAX. AIR PRESSURE (AT ZERO AIRFLOW)	15.20 (MIN. 11.53) mmH ₂ O 0.598 (MIN. 0.454) inchH ₂ O
ACOUSTICAL NOISE (AVG.)	36.0 (MAX. 41.0) dB-A
INSULATION TYPE	CLASS A

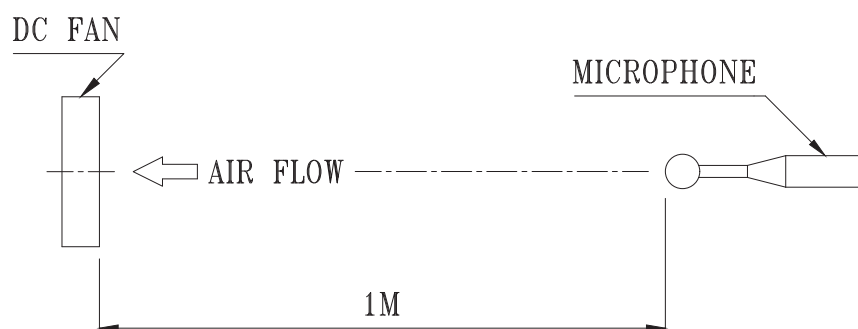
(continued)

PART NO:

DELTA MODEL: BFB04512HHA-CZ0T

INSULATION STRENGTH	10 MEG OHM MIN. AT 500 VDC (BETWEEN FRAME AND (+) TERMINAL)
DIELECTRIC STRENGTH	5 mA MAX. AT 500 VAC 50/60 Hz ONE MINUTE, (BETWEEN FRAME AND (+) TERMINAL)
LIFE EXPECTANCE(L10) AT LABEL VOLTAGE	3,600 HOURS CONTINUOUS OPERATION AT 70°C WITH 15%~65% RH.
ROTATION	COUNTERCLOCKWISE DIRECTION FROM FRONT VIEW OF AIR FLOW INLET.
LOCKED ROTOR PROTECTION	THE CURRENT WILL SHUT DOWN, WHEN ROTOR LOCKED AND FIXED.

- NOTES:
1. ALL READINGS ARE MEASURED AFTER STABLY WARMING UP THROUGH 2 MINUTES.
 2. STANDARD AIR PROPERTY IS AIR AT (Td) 25°C TEMPERATURE, (RH) 65% RELATIVE HUMIDITY, AND (Pb) 760 mmHg BAROMETRIC PRESSURE.
 3. THE VALUES WRITTEN IN PARENS , (), ARE LIMITED SPEC.
 4. ACOUSTICAL NOISE MEASURING CONDITION:



NOISE IS MEASURED AT RATED VOLTAGE IN FREE AIR IN ANECHOIC CHAMBER WITH B & K SOUND LEVEL METER WITH MICROPHONE AT A DISTANCE OF ONE METER FROM THE FAN INTAKE.

PART NO:

DELTA MODEL: BFB04512HHA-CZ0T

3. MECHANICAL:

- 3-1. DIMENSIONS ----- SEE DIMENSIONS DRAWING
- 3-2. FRAME ----- PLASTIC UL: 94V-0
- 3-3. IMPELLER ----- PLASTIC UL: 94V-0
- 3-4. BEARING SYSTEM ----- TWO BALL BEARINGS
- 3-5. WEIGHT ----- 18.1 GRAMS (REF.)
- 3-6. INGRESS PROTECTION RATING ----- IP53

4. ENVIRONMENTAL:

- 4-1. OPERATING TEMPERATURE ----- -10 TO +70 DEGREE C
- 4-2. STORAGE TEMPERATURE ----- -40 TO +75 DEGREE C
- 4-3. OPERATING HUMIDITY ----- 5 TO 90 % RH
- 4-4. STORAGE HUMIDITY ----- 5 TO 95 % RH

5. PROTECTION:

5-1. LOCKED ROTOR PROTECTION

IMPEDANCE OF MOTOR WINDING PROTECTS MOTOR FROM FIRE IN 96 HOURS OF LOCKED ROTOR CONDITION AT THE RATED VOLTAGE.

5-3. POLARITY PROTECTION

BE CAPABLE OF WITHSTANDING IF REVERSE CONNECTION FOR POSITIVE AND NEGATIVE LEADS.

6. RE OZONE DEPLETING SUBSTANCES:

- 6-1. NO CONTAINING PBBs, PBBOs, CFCs, PBBEs, PBDPEs AND HCFCs.

7. PRODUCTION LOCATION

- 7-1. PRODUCTS WILL BE PRODUCED IN CHINA OR THAILAND.

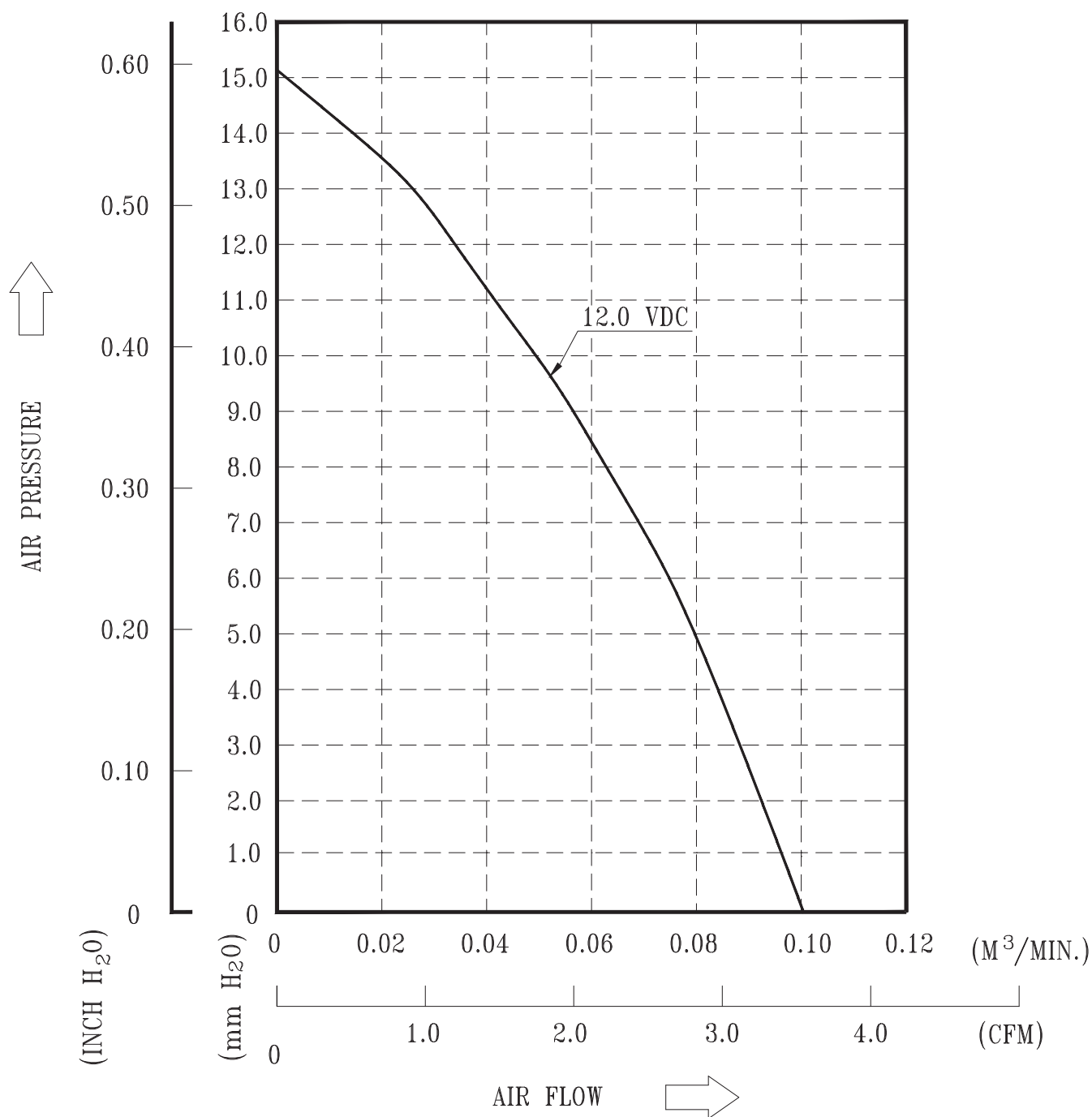
8. POWER COMSUMPTION (REF.)

- 8-1. WHEN 0% DUTY CYCLE INPUT, THE ROTOR WILL STOP SPIN. THE POWER CONSUMPTION OF FAN IS ABOUT 0.12W (MAX. 0.14W) AT THIS TIME.

PART NO:

DELTA MODEL: BFB04512HHA-CZ0T

9. P & Q CURVE:



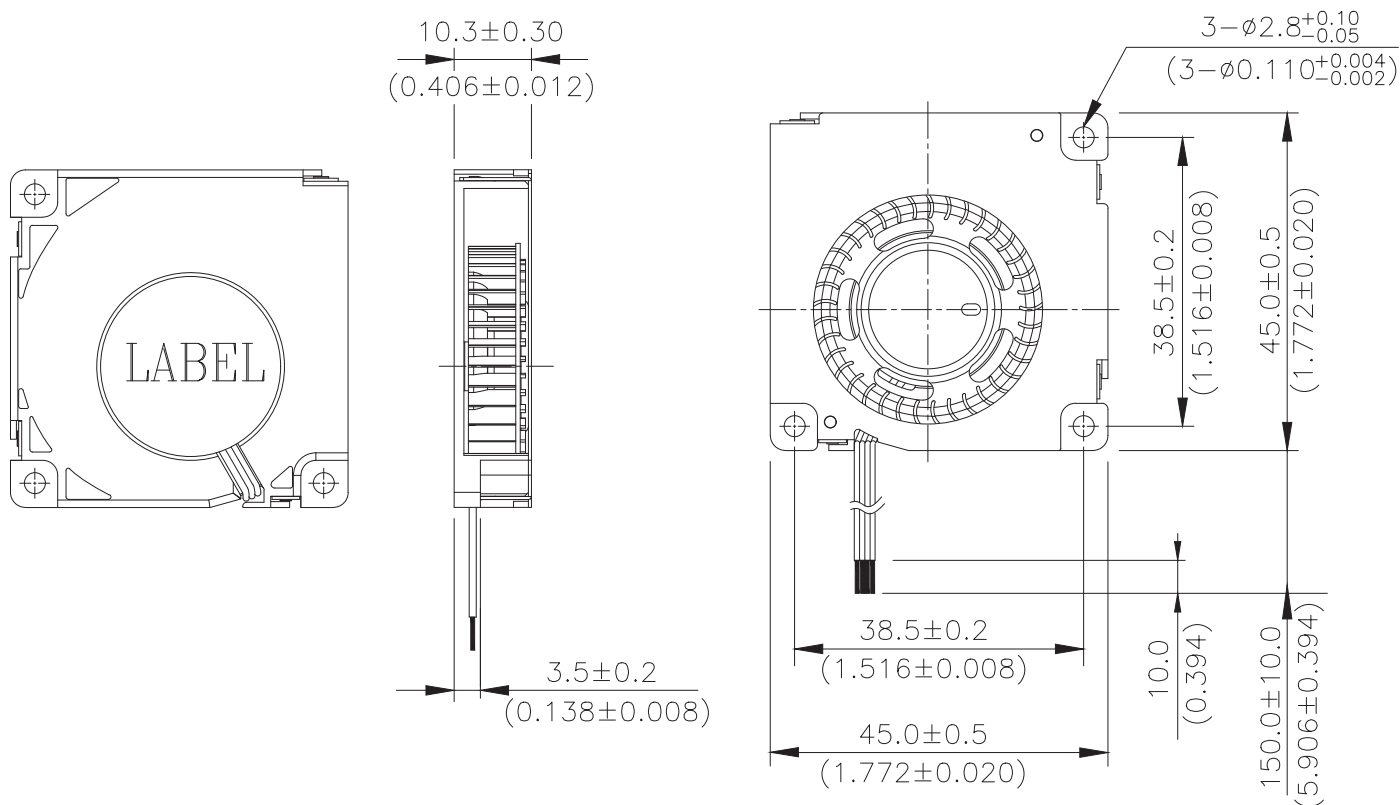
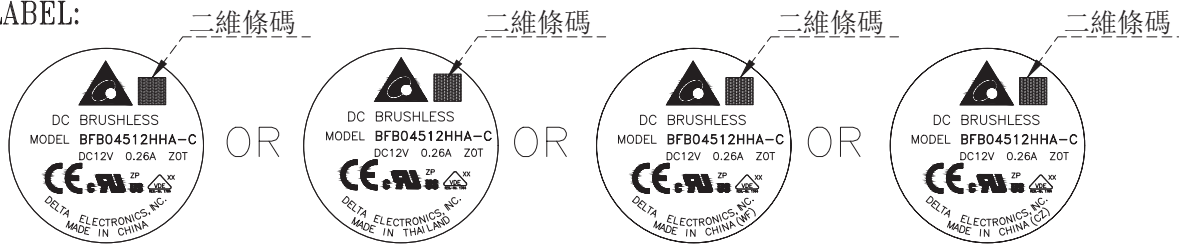
* TEST CONDITION: INPUT VOLTAGE ----- OPERATION VOLTAGE
TEMPERATURE ----- ROOM TEMPERATURE
HUMIDITY ----- 65%RH

PART NO:

DELTA MODEL: BFB04512HHA-CZ0T

10. DIMENSIONS DRAWING

LABEL:



UNIT: mm(INCH)

NOTES:

1.LEAD WIRE: UL10368 AWG#32

RED WIRE ----(+)

BLACK WIRE ----(-)

YELLOW WIRE-----(PWM)

WHITE WIRE-----(FOO)

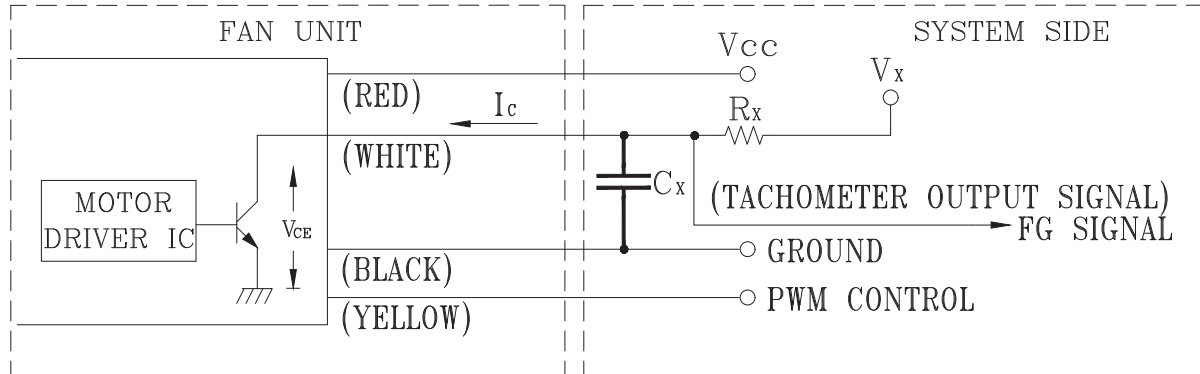
2.THIS PRODUCT IS RoHS COMPLIANT

PART NO:

DELTA MODEL: BFB04512HHA-CZ0T

11. FREQUENCY GENERATOR (FG) SIGNAL:

11-1. OUTPUT CIRCUIT - OPEN COLLECTOR MODE:



GENERAL CONDITION: V_x is 3.3V, R_x is 8.2Kohm, and C_x is 4nF.

CAUTION: THE FG SIGNAL LEAD WIRE MUST BE KEPT AWAY FROM "+" LEAD WIRE & "-" LEAD WIRE.

11-2. SPECIFICATION:

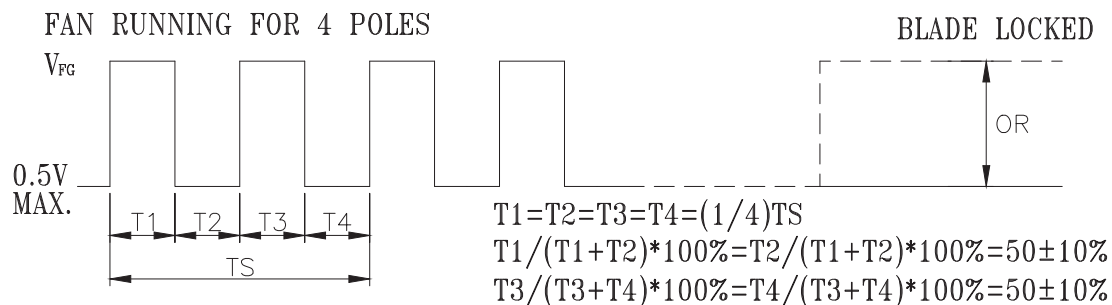
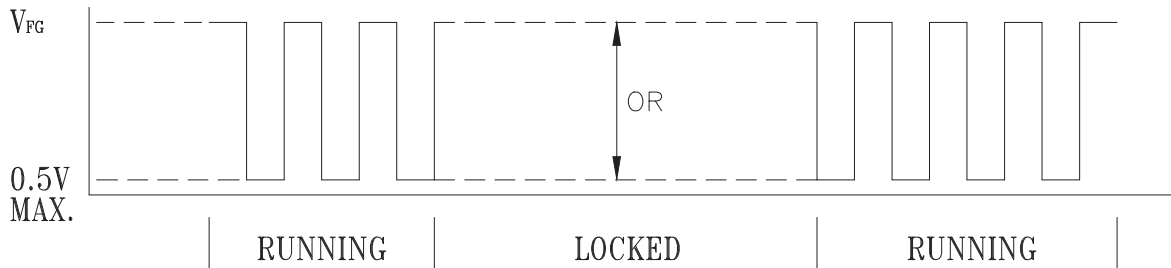
$V_{CE}(\text{sat})=0.5\text{V MAX.}$

$V_x=3.3\text{V TYP.}(V_{CC} \text{ MAX.})$

$I_c=5\text{mA MAX.}$

$R_x \geq V_x / I_c$

11-3. FREQUENCY GENERATOR WAVEFORM:



$N=\text{R.P.M}; TS=60/N(\text{SEC}); FG=1/TS(\text{HZ})$

DC FAN SPEED=60*FG(R.P.M)

*VOLTAGE LEVEL AFTER BLADE LOCKED

*4 POLES

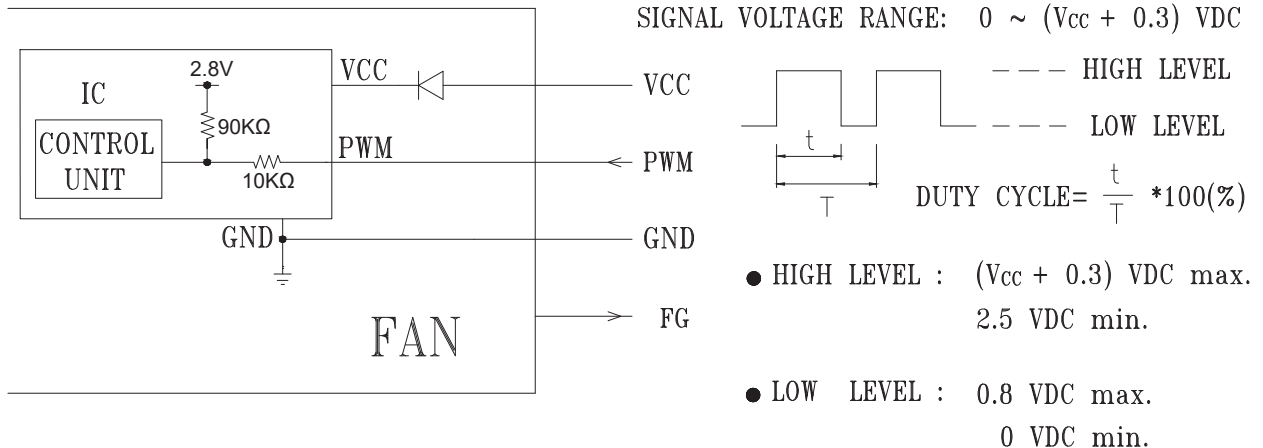
*2 PULSES PER REVOLUTION

PART NO:

DELTA MODEL: BFB04512HHA-CZ0T

12. PWM CONTROL FUNCTION

12-1. PWM CONTROL INTERFACE



- THE PREFERRED OPERATING FREQUENCY OF PWM SIGNAL IS 25KHz.
- AT 100% DUTY CYCLE, THE ROTOR WILL SPIN AT MAXIMUM SPEED.
- AT 0% DUTY CYCLE, THE ROTOR WILL STOP SPIN.
NO MATTER WHEN THE MIN. STARTED DUTY CYCLE INPUT,
THE ROTOR WILL START UP IMMEDIATELY.
- WHEN THE PWM CONTROL LEAD WIRE IS DISCONNECTED, THE ROTOR
WILL SPIN AT MAXIMUM SPEED.

12-2. FAN CHARACTERISTICS

TEST CONDITION : AT 25°C, VCC=12VDC & PWM SIGNAL AS FOLLOW
AFTER FAN OPERATE 2 MINUTES @100% DUTY CYCLE.

DUTY CYCLE (%)	SPEED R.P.M.	CURRENT (A) TYP.
100	6100±10%	0.14
32	1400±475	0.02
0	0	0.01

* PWM SIGNAL
PWM FREQUENCY = 25KHz
--- 5 VDC
--- 0 VDC

- MIN. STARTED DUTY CYCLE : 35%
WHEN DUTY CYCLE IS SET FOR MORE THAN 35%, THE FAN WILL BE ABLE TO
START FROM A DEAD STOP.



Application Notice

- 1. Delta will not guarantee the performance of the products if the application condition falls outside the parameters set forth in the specification.**
- 2. A written request should be submitted to Delta prior to approval if deviation from this specification is required.**
- 3. Please exercise caution when handling fans. Damage may be caused when pressure is applied to the impeller, if the fans are handled by the lead wires, or if the fan was hard-dropped to the production floor.**
- 4. Except as pertains to some special designs, there is no guarantee that the products will be free from any such safety problems or failures as caused by the introduction of powder, droplets of water or encroachment of insect into the hub.**
- 5. The above-mentioned conditions are representative of some unique examples and viewed as the first point of reference prior to all other information.**
- 6. It is very important to establish the correct polarity before connecting the fan to the power source. Positive (+) and Negative (-). Damage may be caused to the fans if connection is with reverse polarity, if there is no foolproof method to protect against such error specifically mentioned in this spec.**
- 7. Delta fans without special protection are not suitable where any corrosive fluids are introduced to their environment.**
- 8. Please ensure all fans are stored according to the storage temperature limits specified. Do not store fans in a high humidity environment. We highly recommend performance testing is conducted before shipping, if the fans have been stored over 6 months.**
- 9. Not all fans are provided with the Lock Rotor Protection feature. If you impair the rotation of the impeller for the fans that do not have this function, the performance of those fans will lead to failure.**
- 10. Please be cautious when mounting the fan. Incorrect mounting of fans may cause excess resonance, vibration and subsequent noise.**
- 11. It is important to consider safety when testing the fans. A suitable fan guard should be fitted to the fan to guard against any potential for personal injury.**
- 12. Except where specifically stated, all tests are carried out at room (ambient) temperature and relative humidity conditions of 25°C, 65% RH. The test value is only for fan performance itself.**
- 13. Be certain to connect an “4.7μF or greater” capacitor to the fan externally when the application calls for using multiple fans in parallel, to avoid any unstable power.**

Mouser Electronics

Authorized Distributor

Click to View Pricing, Inventory, Delivery & Lifecycle Information:

[Delta Electronics:](#)

[BFB04512HHA-CZ0T](#)