

DELTA ELECTRONICS, INC.  
252, SHANG YING ROAD, KUEI SAN  
TAOYUAN HSIEN 333, TAIWAN, R. O. C.

TEL : 886-(0)3-3591968  
FAX : 886-(0)3-3591991

SPECIFICATION FOR APPROVAL  
\*\*\*\*\*

Customer:

Description:

DC FAN

Customer P/N:

REV:

Delta Model NO.:

AFB0612VHD

Sample Rev:

00

Issue NO:

Sample Issue Date:

SEP.16.2004.

Quantity:

1. SCOPE:

THIS SPECIFICATION DEFINES THE ELECTRICAL AND MECHANICAL CHARACTERISTICS OF THE DC BRUSHLESS AXIAL FLOW FAN. THE FAN MOTOR IS WITH TWO PHASES AND FOUR POLES.

2. CHARACTERS:

ITEM	DESCRIPTION
RATED VOLTAGE	12 VDC
OPERATION VOLTAGE	7.0 - 13.8 VDC
START VOLTAGE (ENVIEONMENT TEMPERATURE AT 25°C)	≤ 4.0 VDC.
INPUT CURRENT	0.18 (MAX. 0.27) A
INPUT POWER	2.16 (MAX. 3.24) W
SPEED	4800 R.P.M. (REF.)
MAX. AIR FLOW (AT ZERO STATIC PRESSURE)	0.560 (MIN. 0.520 ) M <sup>3</sup> /MIN. 19.78 (MIN. 18.36 ) CFM
MAX. AIR PRESSURE (AT ZERO AIRFLOW)	7.00 (MIN. 5.85 ) mmH <sub>2</sub> O 0.275 (MIN. 0.230 ) inchH <sub>2</sub> O
ACOUSTICAL NOISE (AVG.)	33.0 (MAX. 36.0) dB-A
INSULATION TYPE	UL: CLASS A

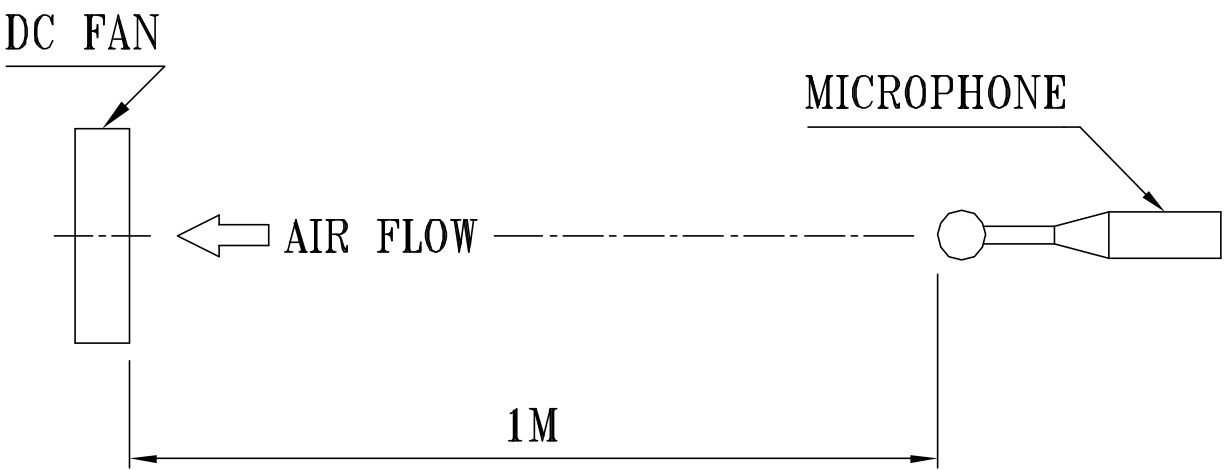
(continued)

PART NO:

DELTA MODEL: AFB0612VHD

INSULATION STRENGTH	10 MEG OHM MIN. AT 500 VDC (BETWEEN FRAME AND (+) TERMINAL)
DIELECTRIC STRENGTH	5 mA MAX. AT 500 VAC 60 Hz ONE MINUTE, (BETWEEN FRAME AND (+) TERMINAL)
EXTERNAL COVER	OPEN TYPE
LIFE EXPECTANCE	70,000 HOURS CONTINUOUS OPERATION AT 40 °C WITH 15 ~ 65 %RH.
ROTATION	CLOCKWISE VIEW FROM NAME PLATE SIDE
OVER CURRENT SHUT DOWN	THE CURRENT WILL SHUT DOWN WHEN LOCKING ROTOR
LEAD WIRE	UL 1007 -F- AWG #24 BLACK WIRE NEGATIVE(-) RED WIRE POSITIVE(+)

- NOTES:
- 1. ALL READINGS ARE MEASURED AFTER STABLY WARMING UP THROUGH 10 MINUTES.
  - 2. THE VALUES WRITTEN IN PARENS , (    ), ARE LIMITED SPEC.
  - 3. ACOUSTICAL NOISE MEASURING CONDITION:



NOISE IS MEASURED AT RATED VOLTAGE IN FREE AIR IN ANECHOIC CHAMBER WITH B & K SOUND LEVEL METER WITH MICROPHONE AT A DISTANCE OF ONE METER FROM THE FAN INTAKE.

-----  
PART NO:  
-----  
DELTA MODEL:                    AFB0612VHD  
-----

3. MECHANICAL:

- 3-1. DIMENSIONS ----- SEE DIMENSIONS DRAWING
- 3-2. FRAME ----- PLASTIC UL: 94V-0
- 3-3. IMPELLER ----- PLASTIC UL: 94V-0
- 3-4. BEARING SYSTEM ----- TWO BALL BEARINGS
- 3-5. WEIGHT ----- 62 GRAMS

4. ENVIRONMENTAL:

- 4-1. OPERATING TEMPERATURE ----- -10 TO +70 DEGREE C
- 4-2. STORAGE TEMPERATURE ----- -40 TO +75 DEGREE C
- 4-3. OPERATING HUMIDITY ----- 5 TO 90 % RH
- 4-4. STORAGE HUMIDITY ----- 5 TO 95 % RH

5. PROTECTION:

5-1. LOCKED ROTOR PROTECTION

IMPEDANCE OF MOTOR WINDING PROTECTS MOTOR FROM FIRE IN 96 HOURS OF LOCKED ROTOR CONDITION AT THE RATED VOLTAGE.

5-2. POLARITY PROTECTION

BE CAPABLE OF WITHSTANDING IF REVERSE CONNECTION FOR POSITIVE AND NEGATIVE LEADS.

6. RE OZONE DEPLETING SUBSTANCES:

- 6-1. NO CONTAINING PBBs, PBBOs, CFCs, PBBEs, PBDPEs AND HCFCs.

7. PRODUCTION LOCATION

- 7-1. PRODUCTS WILL BE PRODUCED IN CHINA OR THAILAND OR TAIWAN.

-----  
PART NO: -----  
DELTA MODEL:                   AFB0612VHD  
-----

8. BASIC RELIABILITY REQUIREMENT:

- 8-1. THERMAL CYCLING

LOW TEMPERATURE: -40°C  
HIGH TEMPERATURE: +80°C  
SOAK TIME: 30 MINUTES  
TRANSITION TIME < 5 MINUTES  
DUTY CYCLES: 5
- 8-2. HUMIDITY EXPOSURE

TEMPERATURE: +25°C ~ +65°C  
HUMIDITY: 90-98% RH @ +65°C  
FOR 4 HOURS/CYCLE  
POWER: NON-OPERATING  
TEST TIME: 168 HOURS
- 8-3. VIBRATION

TEMPERATURE: +25°C  
ORIENTATION: X, Y, Z  
POWER: NON-OPERATING  
VIBRATION LEVEL: OVERALL gRMS=3.2  

FREQUENCY(Hz)	PSD(G <sup>2</sup> /Hz)
10	0.040
20	0.100
40	0.100
800	0.002
1000	0.002

  
TEST TIME: 2 HOURS ON EACH ORIENTATION
- 8-4. MECHANICAL SHOCK

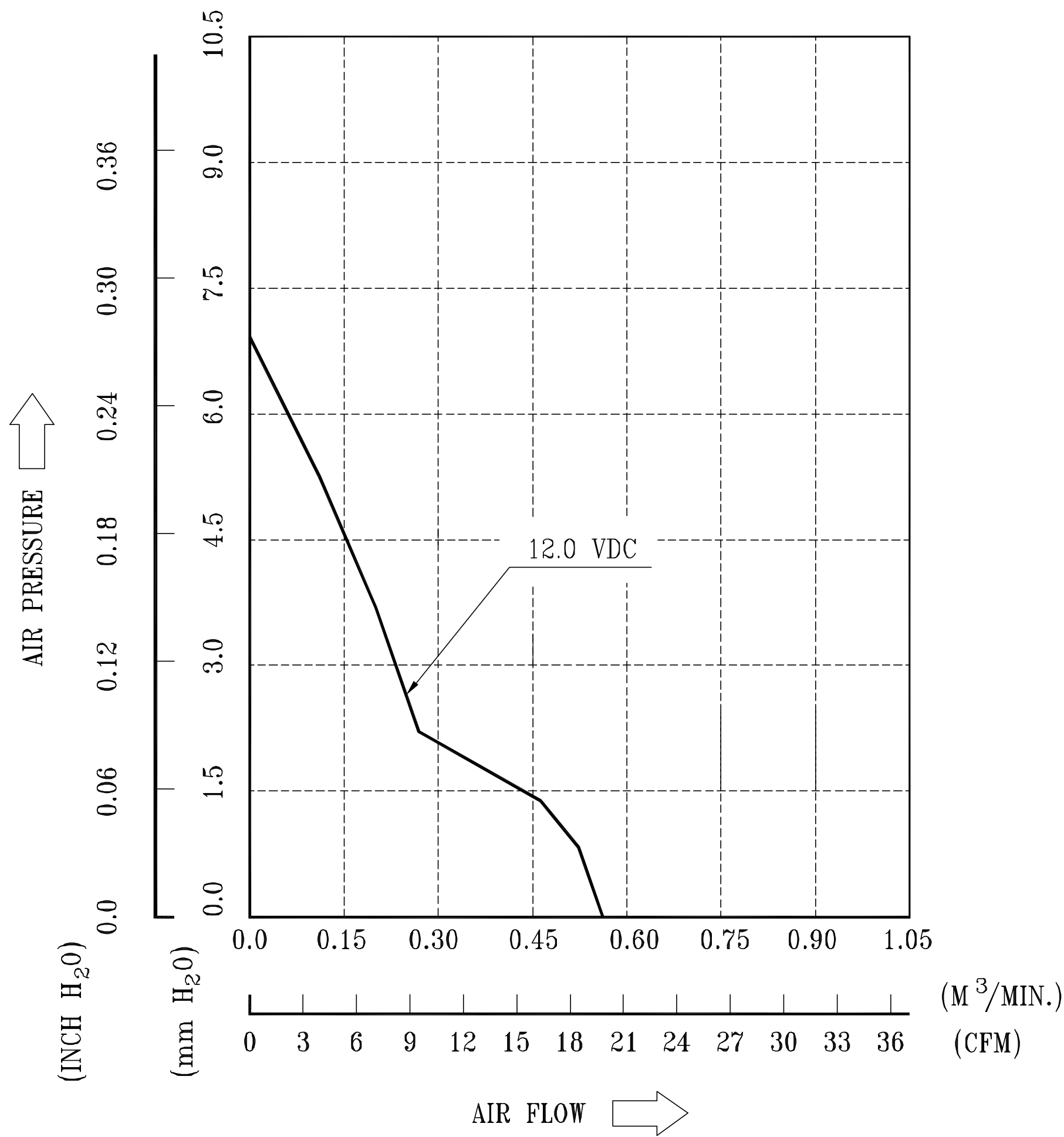
TEMPERATURE: +20°C  
ORIENTATION: X, Y, Z  
POWER: NON-OPERATING  
ACCELERATION: 20 G MIN.  
PULSE: 11 ms HALF-SINE WAVE  
NUMBER OF SHOCKS: 5 SHOCKS  
FOR EACH DIRECTION
- 8-5. LIFE

TEMPERATURE: MAX , OPERATING TEMPERATURE  
POWER: OPERATING  
DURATION: 1000 HOURS MIN.

PART NO:

DELTA MODEL: AFB0612VHD

9. P & Q CURVE:



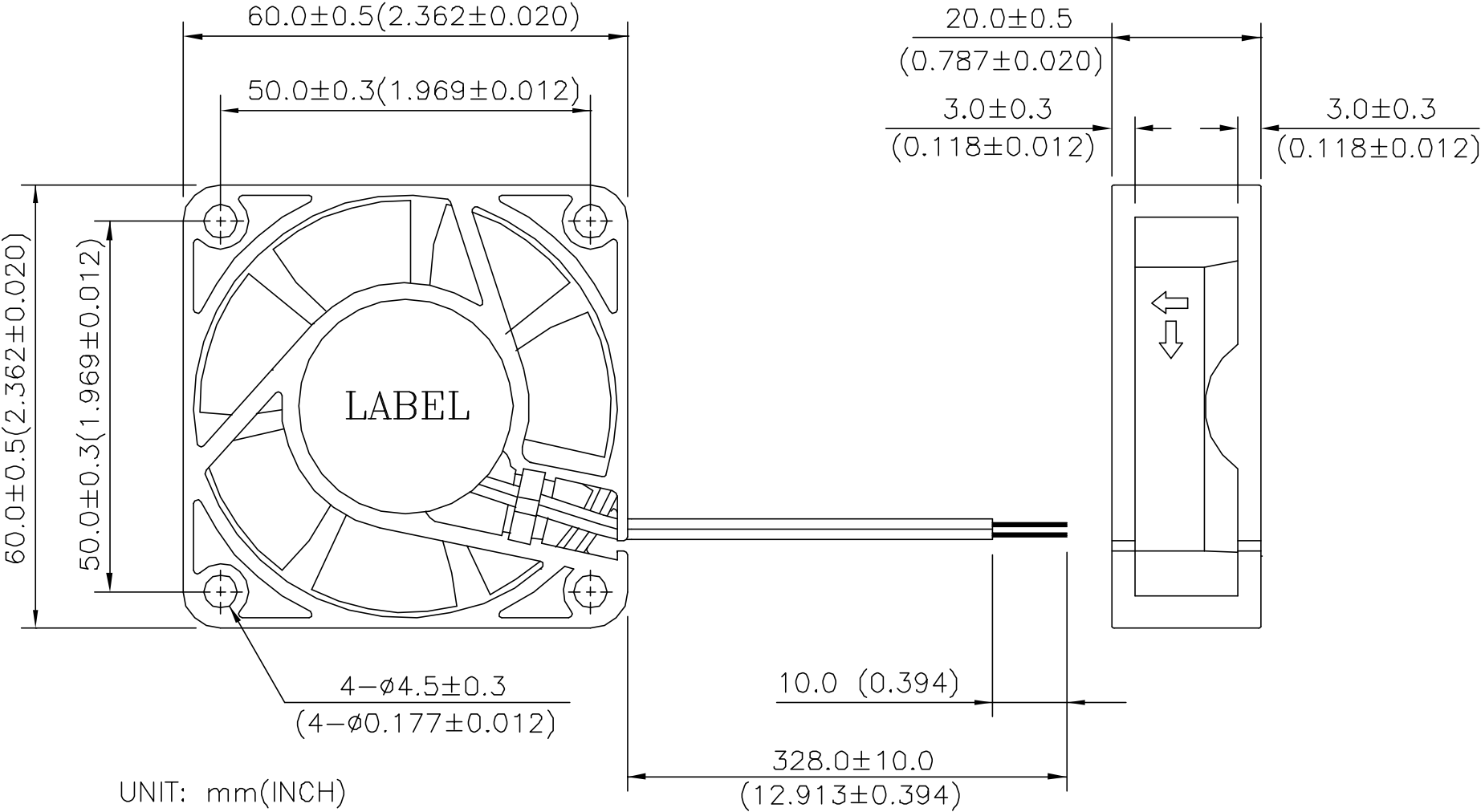

\* TEST CONDITION: INPUT VOLTAGE ----- OPERATION VOLTAGE  
TEMPERATURE ----- ROOM TEMPERATURE  
HUMIDITY ----- 65%RH

PART NO:

DELTA MODEL: AFB0612VHD

10. DIMENSION DRAWING:

LABEL:





## **Descriptions:**

- 1. Delta will not guarantee the performance of the products if the application condition falls outside the parameters set forth in the specification.**
- 2. A written request should be submitted to Delta prior to approval if deviation from this specification is required.**
- 3. Please exercise caution when handling fans. Damage may be caused when pressure is applied to the impeller, if the fans are handled by the lead wires, or if the fans are hard-dropped to the production floor.**
- 4. Except as pertains to some special designs, there is no guarantee that the products will be free from any such safety problems or failures as caused by the introduction of powder, droplets of water or encroachment of insect into the hub.**
- 5. The above-mentioned conditions are representative of some unique examples and viewed as the first point of reference prior to all other information.**
- 6. It is very important to establish the correct polarity before connecting the fan to the power source. Positive (+) and Negative (-). Damage may be caused to the fans if connection is with reverse polarity, as there is no foolproof method to protect against such error.**
- 7. Delta fans are not suitable where any corrosive fluids are introduced to their environment.**
- 8. Please ensure all fans are stored according to the storage temperature limits specified. Do not store fans in a high humidity environment. We highly recommend performance testing is conducted before shipping, if the fans have been stored over 6 months.**
- 9. Not all fans are provided with the Lock Rotor Protection feature. If you impair the rotation of the impeller for the fans that do not have this function, the performance of those fans will lead to failure.**
- 10. Please be cautious when mounting the fan. Incorrect mounting of fans may cause excess resonance, vibration and subsequent noise.**
- 11. It is important to consider safety when testing the fans. A suitable fan guard should be fitted to the fan to guard against any potential for personal injury.**
- 12. Except where specifically stated, all tests are carried out at relative (ambient) temperature and humidity conditions of 25°C, 65%. The test value is only for fan performance itself.**
- 13. Be certain to connect an “over 4.7μF” capacitor to the fan externally when the application calls for using multiple fans in parallel, to avoid any unstable power.**



**Underwriters  
Laboratories Inc.®**

**Northbrook Division**

333 Pfingsten Road  
Northbrook, IL 60062-2096 USA  
www.ul.com  
tel: 1 847 272 8800  
fax: 1 847 272 8129  
Customer service: 1 877 854 3577

DELTA ELECTRONICS INC  
MR R LU  
31-1 SHIEN PAN RD  
KUEI SHAN INDUSTRIAL ZONE  
TAOYUAN HSIEN TAIWAN

**RE: Project Number(s) - 03CA37136**

Your most recent Certification is shown below. You may also view this information, or a portion of this information (depending on the product category), on UL's Online Certifications Directory at [www.ul.com/database](http://www.ul.com/database). Please review the text and contact the Conformity Assessment Services staff member who handled your project if revisions are required. For instructions on placing an order for this information in a 3 x 5-inch format, you may refer to the enclosed order form for UL Card Service.

**GPWV2**  
**Fans, Electric - Component**

January 20, 2004

**DELTA ELECTRONICS INC**  
**14TH FL 266 2ND WEN-HWA RD, SEC 1 LINKOU, TAIPEI HSIEN**  
**244 TAIWAN**

**E132003**

Model AFB followed by 0405, 0412, followed by HA, HHA, LA or MA; Model AFB followed by 0505, followed by HB, LB or MB; Model AFB followed by 0512, followed by HB, HHB, LB or MB; Model AFB followed by 0605, followed by H, L or M; Model AFB followed by 0612, 0624, followed by EH, SH VH; Model AFB followed by 0605 or 0805, followed by H, L or M; Model AFB followed by 0612, 0624, followed by EH, SH VH; Model AFB followed by 0612, 0624, 0812, 0824, 0912 or 0924, followed by H, HB, HH, HHB, LB, LLB, MB, SHB or VHB; Models ASB0412MA, ASB0412LA, ASB0405MA; Model ASB followed by 0405, 0412, followed by HA, HHA, LA or MA; Model ASB followed by 0505, followed by HB, LB or MB; Model ASB followed by 0512, 0524, followed by HB, HHB, LB or MB; Model ASB followed by 0812, 0824, followed by HB, HHB, LB, LLB, MB, SHB or VHB; Model ASB followed by 0612 or 0624, followed by H, HH, L or M; Model ASB followed by 0812, followed by L or M; Model ASB followed by 0912 or 0924, followed by H, L or M; Model AUB followed by 0505, 0512 or 0524, followed by HB, HHB, LB or MB; Model AUB followed by 0612, 0624, followed by H, HH, L or M; Model AUB followed by 0912, 0924, followed by H, HH, L, M or VH; Model AUB followed by 0612 or 0624, followed by L, M, H or HH; Model AUB followed by 0812 or 0824, followed by HB, HHB, LB, LLB, MB, SHB or VHB; Model AUB followed by 0924, followed by L, M, H, HH or VH; Model BFB followed by 1212, followed by H, HH, L, LL, M or VH; Model BFB followed by 1224, followed by H, HH, L, LL, M or VH; Model BFB followed by 1248, followed by H, HH, L, LL, M; Model BFC followed by 1012, followed by A, B or C; Model DFB followed by 0405 or 0412, followed by H, L, LL, M; Model DFB followed by 0612, 0812, 0912, 0824 or 0924 followed by H, L or M; Model DFB followed by 0612, 0812, 0824, 0912 or 0924, followed by HH; Model DFB followed by 0424, followed by H, L, LL, M; Model DFB followed by 0612, 0624, followed by H, HH, L or M; Model DFC followed by 0612, 0812 or 0912, followed by "A" or "B"; Model DFD followed by 0612 or 0624, followed by H, HH, L or M; Model SB followed by 0412, followed by H, L, LL or M; Model SB followed by 0612, 0624, followed by HH; Model SB followed by 0612, 0624, 0812, 0824, followed by H, L or M; Model SB followed by 0612, 0624, followed by HD, LD or MD; Model SB followed by 0812, 0824, followed by HH; Model SB followed by 0812, followed by MSA or MSG.

Model AFB followed by 02505, followed by HA, HHA, LA or MA; Model AFB followed by 02512, followed by HA, HHA, LA or MA; Model AFB followed by 0305, followed by -HA, -LA, -LLA, MA; Model AFB followed by 0312, followed by -HA, LA, LLA, MA; Model AFB followed by 03505, followed by HA, LA, MA; Model AFB followed by 0405, followed by HD, LD or MD; Model AFB followed by 03512, followed by LA, MA or HA; Model AFB followed by 0405, 0412 or 0424, followed by HD, HHD, LD, MD; Model AFB followed by 0412 or 0424, followed by HD, HHD, LD or MD; Model AFB followed by 0505, 0512, followed by HA, LA or MA; Model AFB followed by 0524, followed by HB, HHB, LB or MB; Model AFB followed by 0605, followed by HB, HHB, HD, HHD, LB, LD, LLD, MB or MD; Model AFB followed by 0605, followed by HD, HHD, LD, LLD or MD; Model AFB followed by 0605, followed by HA, LA or MA; Model AFB followed by 0612, followed by HA, HB, HHB, LA, MA or MB; Model AFB followed by 0612 or 0624, followed by HD, HHD, LB, LD, LLD, MD, VHB or VHD; Model AFB followed by 0624, followed by HB, HHB, LB, MB or VHB; Model AFB followed by 0648, followed by EH, H, HH, L, M; SH or VH; Model AFB followed by 0705, followed by H, L or M; Model AFB followed by 0712 or 0724, followed by H, HA, HH, HHA, L, LA, M, MA, VH or VHA; Model AFB followed by 0748, followed by H, HH, L or MM; Model AFB, followed by 0812 or 0824, followed by LL; Model AFB followed by 0812 or 0824, followed by H, L, LL, M, SH or VH; Model AFB followed by 0812 or 0824, followed by HB, HHB, LB, LLB, MB, SHB or VHB; Model AFB followed by 0848, followed by H, HH, L or M; Model AFB followed by 0912 or 0924, followed by H, HH, L, M or VH; Model AFB followed by 0948, followed by H, HH, L or M; Model WFB followed by 1212, followed by ME-RDA; Model

An independent organization working for a safer world with integrity, precision and knowledge.  
673621005





AFB0612LD	12	110	-
AFB0612LLD	12	90	-
AFB0612M	12	120	STD R00 RR0 F00
AFB0612M-SB	12	120	STD
AFB0612MA	12	150	-
AFB0612MB	12	120	R00 RR0 F00
AFB0612MD	12	140	-
AFB0612SH	12	380	STD R00 F00
AFB0612VH	12	300	STD R00 F00
*AFB0612VHB	12	240	STD R00 F00 R05 F05
AFB0612VHD	12	270	-
AFB0624EH	24	240	STD R00 F00
AFB0624H	24	110	STD R00 RR0 F00
*AFB0624HB	24	120	STD R00 F00 R05 F05
AFB0624HD	24	80	-
AFB0624HH	24	300 or 140	STD R00 RR0 F00
*AFB0624HHB	24	150	STD R00 F00 R05 F05
AFB0624HHD	24	110	-
AFB0624L	24	70	STD R00 RR0 F00
*AFB0624LB	24	60	STD R00 F00 R05 F05
AFB0624LD	24	50	-
AFB0624LLD	24	50	-
AFB0624M	24	90	STD R00 RR0 F00
*AFB0624MB	24	100	STD R00 F00 R05 F05
AFB0624MD	24	60	-
AFB0624SH	24	180	STD R00 F00
AFB0624VH	24	150	STD R00 F00
*AFB0624VHB	24	160	STD R00 F00 R05 F05
AFB0624VHD	24	140	-



# VDE Prüf- und Zertifizierungsinstitut Gutachten mit Fertigungsüberwachung

Ausweis-Nr. / Blatt /  
Licence No. / page  
1764 6

Name und Sitz des Genehmigungs-Inhabers / *Name and registered seat of the Licence holder*  
Delta Electronics Inc., 186 Ruey Kuang Road, NEIHU TAIPEI (114), TAIWAN

Aktenzeichen / *File ref.*

1164100-2611-0001 / 11826 / F131 / S

letzte Änderung / *updated* Datum / *Date*

2002-02-26

1994-06-08

Dieses Blatt gilt nur in Verbindung mit Blatt 1 des Gutachtens mit Fertigungsüberwachung Nr. 1764.

*This supplement is only valid in conjunction with page 1 of the Certificate of Conformity with factory surveillance No. 1764.*

Jahresgebühren-Einheiten /  
*Annual fee units*

AFB0924L/M/H/HH/VH	DC 24 V	4,00
AFC0612A	DC 12 V	1,00
AFC0612B	DC 12 V	1,00
AFB0605LB/MB/HB/HHB	DC 5 V	4,00
AFB0605LLD/LD/MD/HD/HHD	DC 5 V	5,00
AFB0612LLD/LD/MD/HD/HHD/VHD	DC 12 V	6,00
AFB0624LLD/LD/MD/HD/HHD/VHD	DC 24 V	6,00
WFB1212ME-RDA	DC 12 V	2,00
AFC0912A/B-(M/H/HH)	DC 12 V	2,00
AFC0912A/B-F00(M/H/HH)	DC 12 V	1,00
AFC0912A/B-R00(M/H/HH)	DC 12 V	1,00
ASB0912L-V	DC 12 V	2,00
DSB0612L/M/H	DC 12 V	3,00
BFB1012LL/L/M/H/HH(-F00/R00)	DC 12 V	5,00
BFB1024LL/L/M/H/HH(-F00/R00)	DC 24 V	5,00
BFC1012A/B(-F00/F05/R00)	DC 12 V	2,00
BFC1012C(-F00)	DC 12 V	1,00
AFB1212LE/ME/HE/HHE/VHE(-F00/F05/R00)	DC 12 V	5,00
AFB1224LE/ME/HE/HHE/VHE(-F00/F05/R00)	DC 24 V	5,00
BFB1224LE/ME/HHE(-F00/R00)	DC 24 V	3,00
BFB1248LE/ME/HE(-F00/R00)	DC 48 V	3,00
AFB0612L-SB/M-SB/H-SB	DC 12 V	3,00
AFB0812L-SB/M-SB/H-SB(F00)	DC 12 V	3,00
AFB0912L-SB/M-SB/H-SB(F00)	DC 12 V	3,00
ASB0612L-SB/M-SB/H-SB	DC 12 V	3,00
AFB02505LA/MA/HA	DC 5 V	3,00
AFB02512LA/MA/HA/HHA	DC 12 V	4,00
AFC0712A/B	DC 12 V	2,00
ASC0612A/B	DC 12 V	2,00
ASC0812A/B	DC 12 V	2,00
ASC0912A/B	DC 12 V	2,00
AFB0305LLA/LA/MA/HA	DC 5 V	4,00
AFB0312LLA/LA/MA/HA	DC 12 V	4,00
ASB0812L-SB/M-SB/H-SB	DC 12 V	3,00
ASB0912L-SB/M-SB/H-SB	DC 12 V	3,00
BFB1212LE/ME/HHE(-F00/R00)	DC 12 V	3,00
AFB0505LB/MB/HB	DC 5 V	3,00
AFB0512LB/MB/HB/HHB	DC 12 V	4,00
BFB0505L/M	DC 5 V	2,00
BFB0512L/M/H/HH	DC 12 V	4,00
AFB0605LA/MA/HA	DC 5 V	3,00

Fortsetzung siehe Blatt 7 /  
*continued on page 7*



# Mouser Electronics

Authorized Distributor

Click to View Pricing, Inventory, Delivery & Lifecycle Information:

[Delta Electronics:](#)

[AFB0612VHD](#)