



In-Cabin Keypad 6 Pushbutton (Hardwired). *Series 09.*

Thank you for your order of the Series 09 In-Cabin Keypad!

Order numbers

K09-01.000001 (12V), K09-01.000003 (24V)

The delivery scope contains

1	In-Cabin Keypad 6 pushbuttons Hardwired with integrated symbol inserts (number 1 to 6)	1pc
2	Lock washer	1pc
3	Screw	1pc
4	Coupler	1pc

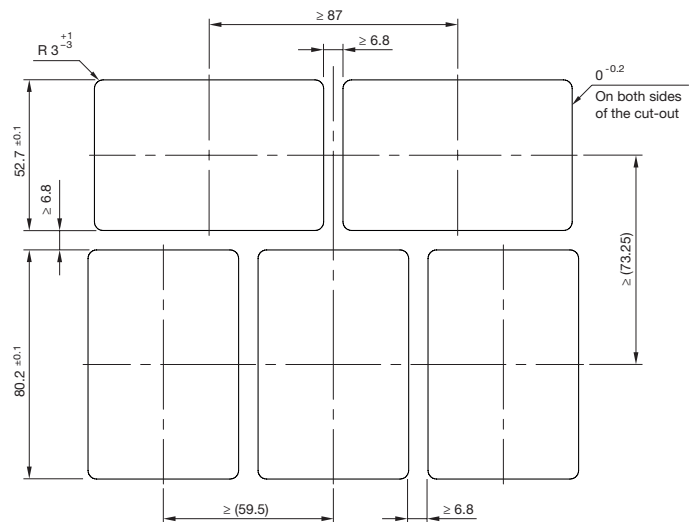
Further information is available at
www.eao.com/09-in-cabin



Mounting cut-out

Mounting cut out 80.0mm x 53.0mm

Panel thickness 1.0mm ... 4.0mm



Connector type

Connection Tyco plug recess 1745000-3

- Switch signals X1
- Mating connector
- Housing 745000-3
- Cage 965601-2
- Contacts 5-963715-1 (0.5 – 0.75 mm²)
- 5-928999-1 (0.25 – 0.35 mm²)

Pin Out

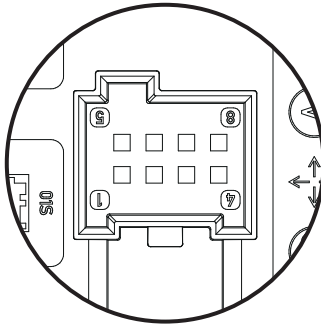
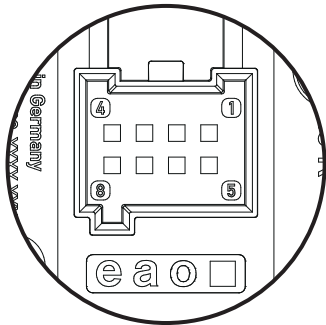
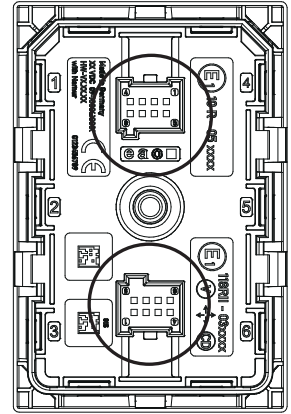
- Pin 1 common potential buttons
- Pin 2 signal button 1
- Pin 3 signal button 2
- Pin 4 signal button 3
- Pin 5 n.c.
- Pin 6 signal button 6
- Pin 7 signal button 5
- Pin 8 signal button 4

Connection Tyco plug recess 1745000-4

- Switch-signals X2
- Mating connector
- Housing 1745000-4
- Cage 965601-2
- Contacts 5-963715-1 (0.5 – 0.75 mm²)
- 5-928999-1 (0.25 – 0.35 mm²)

Pin Out

- Pin 1 GND
- Pin 2 supply voltage haloring button 1
- Pin 3 supply voltage haloring button 2
- Pin 4 supply voltage haloring button 3
- Pin 5 supply voltage symbol lighting
- Pin 6 supply voltage haloring button 6
- Pin 7 supply voltage haloring button 5
- Pin 8 supply voltage haloring button 4

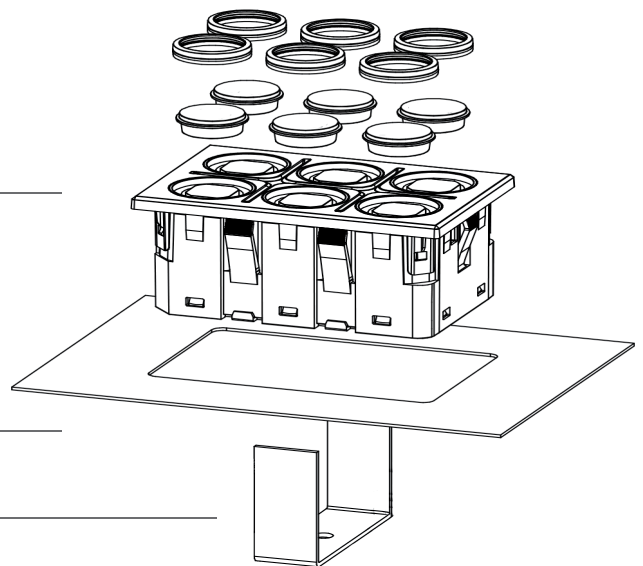
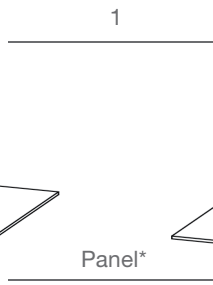



The circuit diagrams can be found in the provided data package.

Mounting instruction

Clip-in version

Screw-in version



* Customer-specific application.

Safety notice!

The Series 09 Rugged Keypad 6 pushbutton (CANopen) can also be used for safety-relevant applications. Thanks to the diagnostic capability through resistance coding (Namur Circuit as optional option), cable breaks and switching states can be detected.

The customer must ensure the functional and product safety conformity of the integration of the keypad. Therefore, the customer must perform all security activities at the integration level of the switch and confirm that all relevant functions are implemented to ensure that the application handles critical issues in a secure manner.

Mouser Electronics

Authorized Distributor

Click to View Pricing, Inventory, Delivery & Lifecycle Information:

[EAO:](#)

[K09-01.000001](#) [K09-01.000003](#)