

Switching element

84-8511.5320



<https://eao.com/p/84-8511.5320>

Your product:



84-8511.5320

Switching element

OPERATING-/INDICATION PART

Illumination colour: Green

ELECTRICAL CHARACTERISTICS

Contacts: 1 NO

Operating voltage: 12 V DC $\pm 10\%$

Operation current: 10 mA

Switching voltage and switching current:	Voltage	42 VAC/DC
	Current	100 mA
	Power	max. 2 W

Switching rating: 42 V AC/DC @ 0,1 A

Electric strength: 500 VAC, 50 Hz, 1 minute according to DIN IEC 60512-2

MECHANICAL CHARACTERISTIC

Terminal: Plug-in terminal, 2.8 x 0.8 mm

Contact material: Gold-plated silver

Switching system: Short-travel element

Switching system: Short-travel snap-action switching system with two independent contact points and tactile operation
Guarantees reliable switching even of very light loads. Fitted with 1 normally open contact

Mechanical lifetime: ≥ 1 Mio. cycles of operation

Operating force: 4.5 N ± 1 N (measured at the lens)

Operating Travel: ca. 0.5 mm

Weight: 0.006 kg

AMBIENT CONDITION

IP Protection:	IP40 rear side, standard version, IP67 rear side, fully sealed version, with mounted actuator only.
Operating temperature:	– 25 °C ... + 70 °C
Storage temperature:	– 40 °C ... + 85 °C
Shock resistance:	Max. 100 m / s ² , pulse width, 3-axis (sinusoidal EN IEC 60068-2-27)
Vibration resistance:	Max. 50 m / s ² from 10 Hz ... 500 Hz, 10 cycles, 3-axis (sinusoidal EN IEC 60068-2-6)

CERTIFICATE











REACH:	REACH compliant
RoHS:	RoHS compliant

OTHER

Short Description:	Switching element, Short-travel element, 42 V AC/DC @ 0,1 A, Gold-plated silver, 1 NO, Plug-in terminal, 2.8 x 0.8 mm
Material:	Plastic
Hints:	LED and built-in resistor included, Standard version: Cable length 300 mm, Other options on request: Customisation of cable and connectors, rear side fully sealed (IP 67), Protection degree (rear side): IP 40, upgrade to IP 67 with plug Part No. 84-900 possible. With applications where strong vibrations occur, the plugs may become loose, Luminosity and wave length variations caused by LED manufacturing processes may cause slight differences regarding the illumination. The customer has to decide what resistor shall be used to the LED
Wiring diagrams:	



Where to Buy

Distributor		Quantity in Stock		
	Farnell UK	3 in stock	Buy	
	element14 Singapore	3 in stock	Buy	
	Distrelec	1 in stock	Buy	
	Mouser Electronics	0 in stock	Buy	
	DigiKey	0 in stock	Buy	

Show more +

Powered by oemsecrets.com

Mouser Electronics

Authorized Distributor

Click to View Pricing, Inventory, Delivery & Lifecycle Information:

[EAO:](#)

[84-8511.5320](#)