

# Illuminated pushbutton

K14-131.121061



<https://eao.com/p/K14-131.121061>

Your product:

---



## K14-131.121061

### Illuminated pushbutton

#### FRONT

**Front dimension:** Ø 29 mm

**Front form:** round

#### MOUNTING

**Mounting cut-out:** Ø 22.3 mm

**Mounting type:** Panel mounting

#### OPERATING-/INDICATION PART

**Lens colour:** Blue

**Lens material:** Plastic

**Lens illumination:** illuminative

**Lens shape:** flush

**Lens optics:** transparent

**Illumination colour:** Blue

#### ELECTRICAL CHARACTERISTICS

**Contacts:** 1 NC / 1 NO

**Operating voltage:** 24 V AC/DC

**Operation current:** 7/14 mA  $\pm$ 15 %

**Switching voltage and switching current:**

- 250 VAC, 5 A (ohmic)
- 250 VAC, 3 A (Soldering terminal)
- 250 VAC, 2 A (inductive,  $\cos(\phi) = 0.7$ )
- 220 VDC, 0.1 A (inductive, L:R = 30 ms)
- 110 VDC, 0.2 A (inductive, L:R = 30 ms)
- 60 VDC, 0.7 A (inductive, L:R = 30 ms)
- 24 VDC, 2 A (inductive, L:R = 30 ms)

<b>Rated Operational Voltage Ue:</b>	250 VAC/DC according to EN IEC 61058-1
<b>Switching rating:</b>	250 V AC @ 3 A
<b>Electrical lifetime:</b>	50 000 cycles of operation
<b>Electric strength:</b>	3000 VAC, 50 Hz, 1 min. between all terminals and earth, according to EN/IEC 61058-1
<b>Standards:</b>	According to EN/IEC 61058-1
<b>Thermal current Ith:</b>	3 A

## MECHANICAL CHARACTERISTIC

<b>Terminal:</b>	Soldering terminal
<b>Contact material:</b>	Gold-plated silver
<b>Switching action:</b>	Momentary
<b>Switching system:</b>	Snap-action switching element
<b>Mechanical lifetime:</b>	2 Mio. cycles of operation
<b>Operating force:</b>	3 N ... 6 N
<b>Operating Travel:</b>	3 mm
<b>Tightening torque:</b>	Fixing nut max. 0.25 Nm
<b>Wire cross section:</b>	Max. wire diameter 2 wires à 1.2 mm Max. wire cross-section of stranded cable 1 x 1 mm <sup>2</sup>
<b>Weight:</b>	0.021 kg

## AMBIENT CONDITION

<b>IP front protection:</b>	IP67, according to DIN EN 60529
<b>Operating temperature:</b>	– 25 °C ... + 55 °C, mounted as a block, make sure the heat can escape freely
<b>Storage temperature:</b>	– 40 °C ... + 85 °C
<b>Shock resistance:</b>	Max. 150 m / s <sup>2</sup> , pulse width 11 ms, 3-axis, (semi-sinusoidal as per EN IEC 60068-2-27)
<b>Vibration resistance:</b>	Max. 100 m / s <sup>2</sup> from 10 Hz ... 500 Hz, (sinusoidal EN IEC 60068-2-6)
<b>Climate resistance:</b>	Standard condition, as per DIN EN 60068-2-78 Standard cyclic, as per DIN IEC 60068-2-30

## CERTIFICATE

<b>Approbations:</b>	CB (IEC 61058-1), CQC, CSA, DNV, EAC, ENEC (EN 61058-1), UL, VDE
<b>Conformities:</b>	CE, UKCA, 2011 / 65 / EC (RoHS), 2014 / 35 / EU (LVD)

**REACH:** REACH compliant

**RoHS:** RoHS compliant

## OTHER

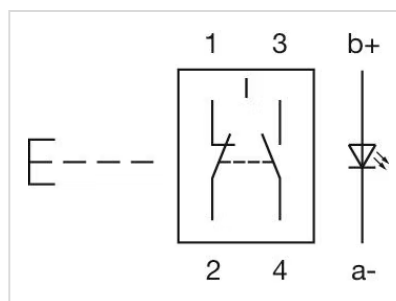
**Short Description:** Illuminated pushbutton, Momentary, 250 V AC @ 3 A, 24 V AC/DC, 1 NC / 1 NO, Soldering terminal, round, Blue, Blue

**Housing colour:** Black

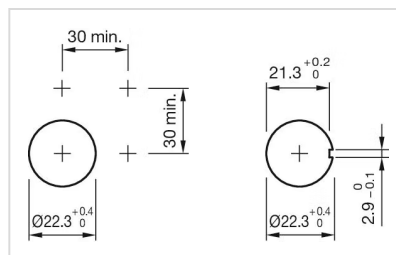
**Housing material:** Plastic

**max. number of switching elements:** 1

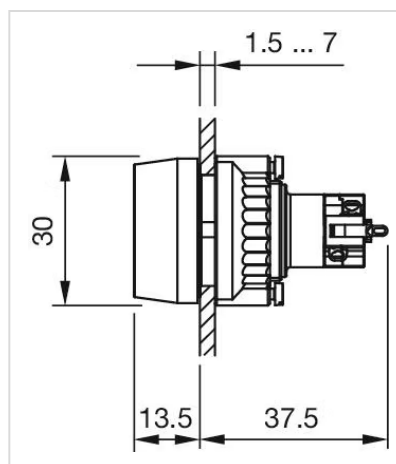
**Wiring diagrams:**













**Mounting cut-outs:**



**Dimension drawings:**



## Where to Buy

Distributor		Quantity in Stock		
	Newark	2 in stock	Buy	
	Farnell UK	2 in stock	Buy	
	element14 Singapore	2 in stock	Buy	
	DigiKey	1 in stock	Buy	
	RS Americas	1 in stock	Buy	

Show more +

Powered by oemsecrets.com

# Mouser Electronics

Authorized Distributor

Click to View Pricing, Inventory, Delivery & Lifecycle Information:

[EAO:](#)

[K14-131.121061](#)