

# Actuator

704.094.0



<https://eao.com/p/704.094.0>

Your product:

---



## 704.094.0 Actuator

### FRONT

|                       |         |
|-----------------------|---------|
| Front dimension:      | Ø 29 mm |
| Front form:           | round   |
| Front bezel colour:   | Grey    |
| Front bezel material: | Plastic |

### MOUNTING

|                |                |
|----------------|----------------|
| Design:        | raised         |
| Mounting type: | Panel mounting |

### OPERATING-/INDICATION PART

|                 |         |
|-----------------|---------|
| Lever colour:   | Black   |
| Lever material: | plastic |
| Lever shape:    | long    |

### ELECTRICAL CHARACTERISTICS

|            |                                                                                           |
|------------|-------------------------------------------------------------------------------------------|
| Standards: | The switches comply with the "Standards for low-voltage switching devices" DIN EN 60947-1 |
|------------|-------------------------------------------------------------------------------------------|

### MECHANICAL CHARACTERISTIC

|                      |                               |
|----------------------|-------------------------------|
| Switching action:    | Momentary - Rest - Momentary  |
| Switching positions: | 3 positions                   |
| Switching angle:     | 42° left / 42° right          |
| Mechanical lifetime: | ≤2.5 Mio. cycles of operation |

**Weight:** 0.034 kg

## AMBIENT CONDITION

**IP Protection:** IP65 front side

**Operating temperature:** – 40 °C ... + 55 °C

**Storage temperature:** – 40 °C ... + 85 °C

## CERTIFICATE

**REACH:** REACH compliant

**RoHS:** RoHS compliant


## OTHER

**Short Description:** Actuator, Ø 29 mm, non illuminative, Black, long, round, Grey, Plastic, Momentary  
- Rest - Momentary

**Hints:** Max. 3 switching elements can be clipped on

**max. number of switching elements:** 3

**Switching positions:**



**Wiring diagrams:**

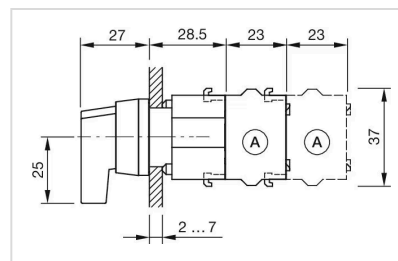


**Mounting cut-outs:**













A = Screw terminal  
 B = Push-in terminal (PIT)  
 C = Plug-in terminal 6.3 mm x 0.8 mm  
 D = Double plug-in terminal 6.3 mm x 0.8 mm

#### Dimension drawings:



A = Screw terminal

Where to Buy

| Distributor                                                                       |                    | Quantity in Stock |     |                                                                                     |
|-----------------------------------------------------------------------------------|--------------------|-------------------|-----|-------------------------------------------------------------------------------------|
|  | Digi-Key           | 10 in stock       | Buy |  |
|  | RS Americas        | 8 in stock        | Buy |  |
|  | Mouser Electronics | 4 in stock        | Buy |  |
|  | Newark Electronics | 0 in stock        | Buy |  |
|  | Sager              | 0 in stock        | Buy |  |

Powered by oemsecrets.com

# Mouser Electronics

Authorized Distributor

Click to View Pricing, Inventory, Delivery & Lifecycle Information:

[EAO:](#)

[704.094.0](#)