

# Actuator

51-  
195.022D



<https://eao.com/p/51-195.022D>

Your product:

---



## 51-195.022D Actuator

### FRONT

**Front dimension:** 24 mm x 18 mm

**Front form:** rectangular

### MOUNTING

**Design:** raised

**Mounting type:** Panel mounting

### ELECTRICAL CHARACTERISTICS

**Contacts:** 1 NC / 1 NO

**Switching voltage and switching current:**

- 250 VAC, 5 A (ohmic)
- 250 VAC, 3 A (Soldering terminal)
- 250 VAC, 2 A (inductive,  $\cos(\phi) = 0.7$ )
- 125 VAC, 3 A (inductive,  $\cos(\phi) = 0.7$ )
- 220 VDC, 0.1 A (inductive, L:R = 30 ms)
- 110 VDC, 0.2 A (inductive, L:R = 30 ms)
- 60 VDC, 0.7 A (inductive, L:R = 30 ms)
- 24 VDC, 2 A (inductive, L:R = 30 ms)

**Rated Operational Voltage  $U_e$ :** 250 VAC/DC according to EN IEC 60947-1

**Switching rating:** 250 V @ 5 A

**Electrical lifetime:** 50 000 cycles of operation

**Electric strength:** 2500 VAC, 50 Hz, 1 min. between all terminals and earth, according to IEC 61058-1, part 15

**Protection class:** II

**Standards:** According to EN/IEC 61058-1

**Thermal current  $I_{th}$ :** 5 A, according to EN / IEC 60947-5-1  
The maximum current in continuous operation and at ambient temperature not exceeding the quoted maximum values.

## MECHANICAL CHARACTERISTIC

<b>Terminal:</b>	Plug-in terminal, 2.8 x 0.5 mm
<b>Contact material:</b>	Gold
<b>Switching action:</b>	Rest (a) - Maintained (a)
<b>Switching system:</b>	Snap-action switching element
<b>Switching system:</b>	Self-cleaning, double-break snap action switching system, 1 normally closed and 1 normally open contact per element.
<b>Switching positions:</b>	2 positions
<b>Switching angle:</b>	90° right
<b>Mechanical lifetime:</b>	50 000 cycles of operation
<b>Operating force:</b>	1,8 ... 6 N, depending on the number of switching elements
<b>Tightening torque:</b>	Fixing nut max. 0.5 Nm
<b>Wire cross section:</b>	Snap-action switching element with axial soldering terminals, which can also be used as plug-in terminals 2.8 x 0.5mm Max. wire diameter 2 wires of 1 mm Max. wire cross-section of stranded cable 2 of 0.75 mm <sup>2</sup> or 1 x 1.0 mm <sup>2</sup>
<b>Weight:</b>	0.026 kg

## AMBIENT CONDITION

<b>IP front protection:</b>	IP65, according to DIN EN 60529
<b>Operating temperature:</b>	– 25 °C ... + 55 °C
<b>Storage temperature:</b>	– 40 °C ... + 85 °C
<b>Shock resistance:</b>	15 g for 11 ms, as per DIN / EN 60512-4-3, DIN / EN 60068-2-27 (Single impacts, semi-sinusoidal)
<b>Vibration resistance:</b>	10 g at 10 Hz...1500 Hz, amplitude 0.75 mm (Sinusoidal), according to DIN EN 60512-4-4, DIN EN 60068-2-6
<b>Climate resistance:</b>	Standard condition, as per DIN EN 60068-2-30 Changing condition, as per DIN EN 60068-2-14

## CERTIFICATE

<b>Approbations:</b>	CB (IEC 61058-1), CQC, CSA, DNV, ENEC (EN 61058-1), UL
<b>Conformities:</b>	CE, UKCA, 2011 / 65 / EC (RoHS), 2014 / 30 / EU (EMC), 2014 / 35 / EU (LVD)
<b>REACH:</b>	REACH compliant
<b>RoHS:</b>	RoHS compliant

## OTHER

### Short Description:

Actuator, 24 mm x 18 mm, rectangular, 1 NC / 1 NO, Rest (a) - Maintained (a), Plug-in terminal, 2.8 x 0.5 mm, IP65, according to DIN EN 60529

### Housing colour:

Black

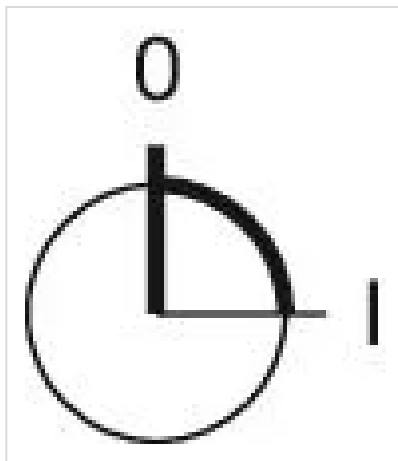
### Hints:

Standard lock: DOM 311

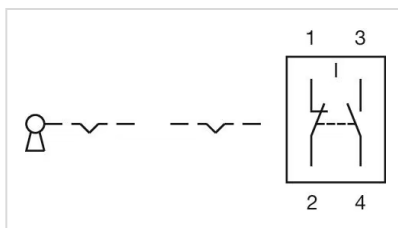
### max. number of switching elements:

1

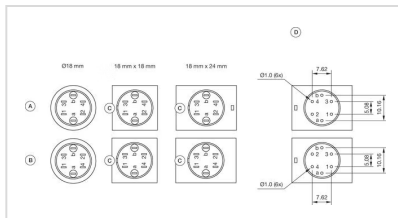
### Switching positions:



### Wiring diagrams:



### Component layouts:

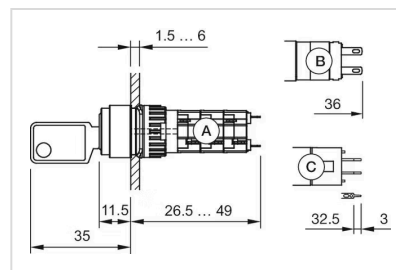


A = Universal terminal (rear side)  
B = Plug-in terminal (rear side)  
C = Anti twist device  
D = Drilling plan

### Mounting cut-outs:













#### Dimension drawings:



A = Solder terminal  
 B = Plug-in terminal 2.8 mm x 0.5 mm  
 C = Universal terminal 2.0 mm x 0.5 mm

Where to Buy

Distributor		Quantity in Stock		
	Mouser Electronics	10 in stock	Buy	
	element14 Singapore	4 in stock	Buy	
	Farnell element14 UK	4 in stock	Buy	
	Newark Electronics	4 in stock	Buy	
	Digi-Key	3 in stock	Buy	

Show more +

Powered by oemsecrets.com

# Mouser Electronics

Authorized Distributor

Click to View Pricing, Inventory, Delivery & Lifecycle Information:

[EAO:](#)

[51-195.022D](#)