


SERIES 38E Sealed Snap Action Miniature Pushbutton Switches

FEATURES

- SPDT and DPDT Circuitry
- Choice of Bushings, and Terminations
- UL Recognized
- IP-68 Degree of Protection
- RoHS Compliant



DIMENSIONS in inches (and millimeters)

SPDT

MODEL NO.	SWITCH POSITION	
WSP7	ON	(ON)
TERM. COMM.	1-3	1-2

()=MOMENTARY

DPDT

MODEL NO.	SWITCH POSITION	
WDP7	ON	(ON)
TERM. COMM.	1-3, 4-6	1-2, 4-5

()=MOMENTARY

PLUNGER OPTIONS in inches (and millimeters)

OPTION CODE	DIM. "A"
1	.173 (4.40)
2	.220 (5.60)
3	.087 (2.20)

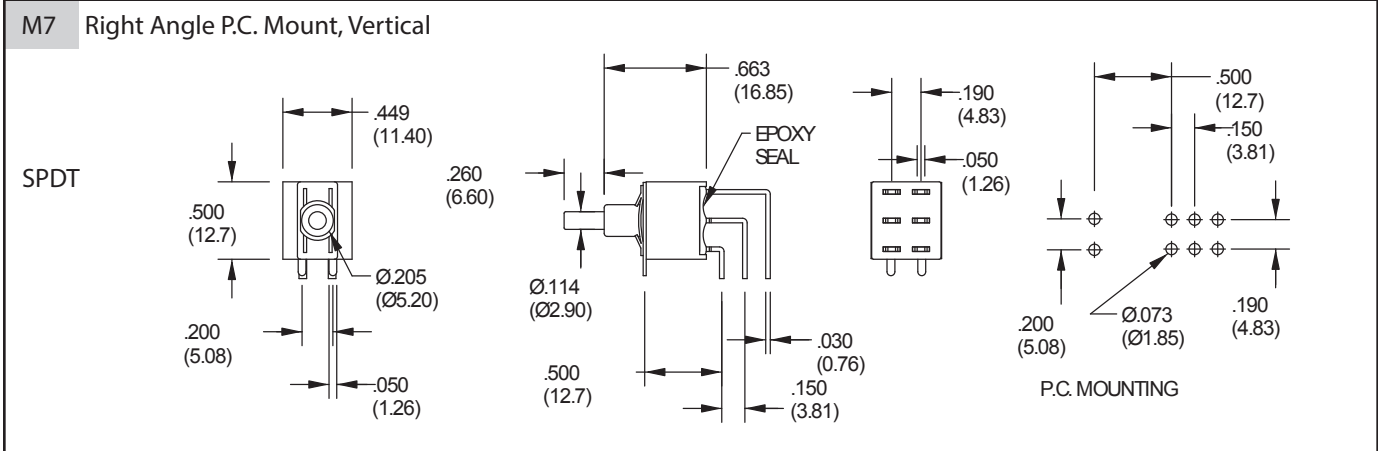
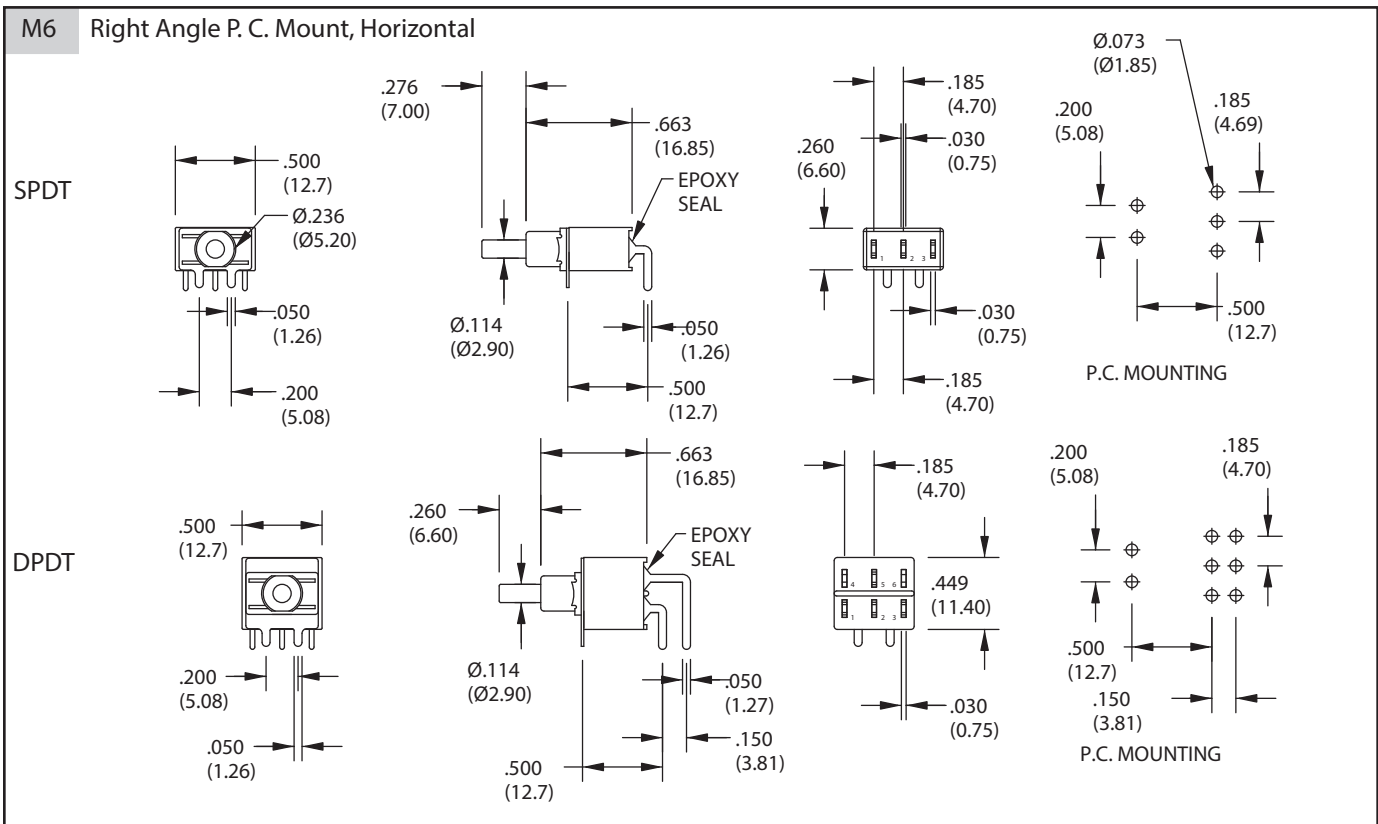
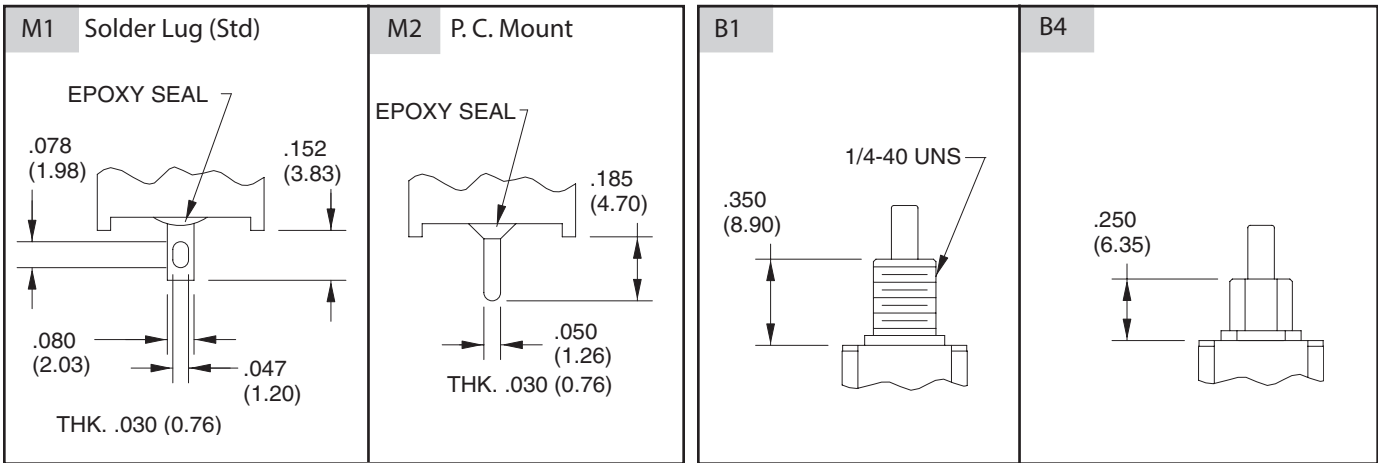
FOR B1
BUSHING

OPTION CODE	DIM. "A"
1	.276 (7.00)
2	.327 (8.30)
3	.193 (4.90)

FOR B4
BUSHING

BUSHING OPTIONS in inches (and millimeters)

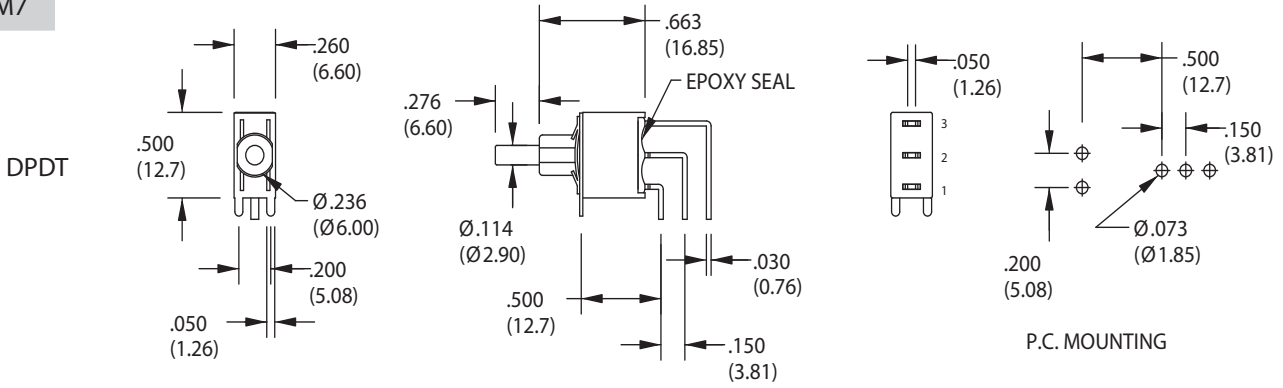
TERMINATION OPTIONS in inches (and millimeters)



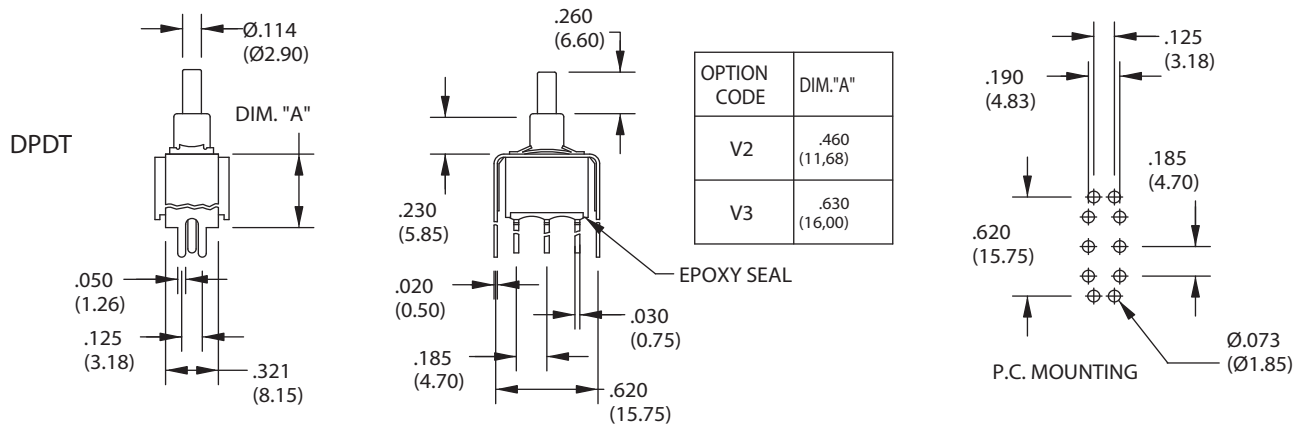
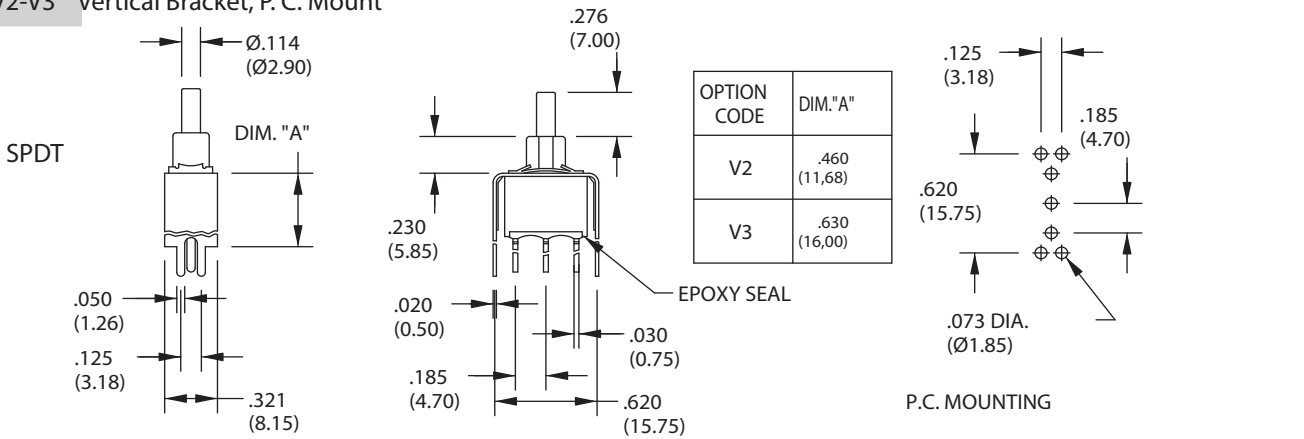
Pushbutton Switches

TERMINATION OPTIONS (CONT.) in inches (and millimeters)

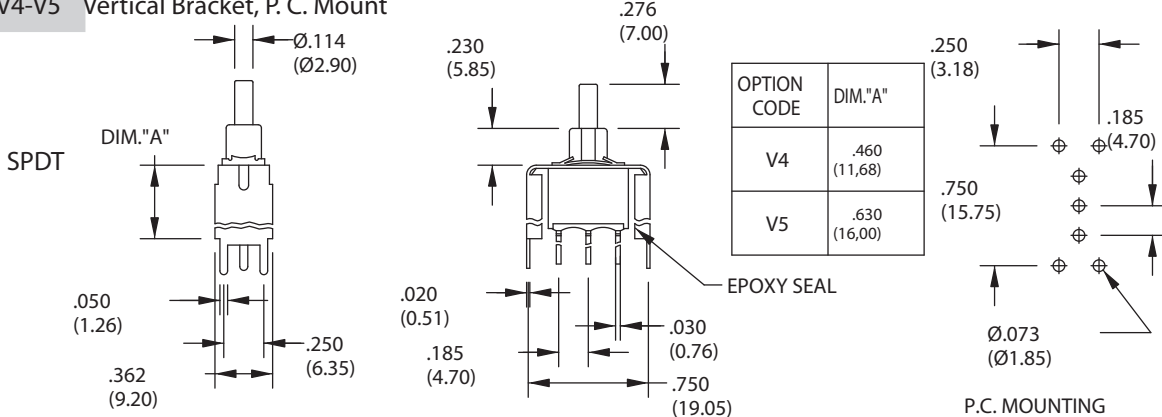
M7



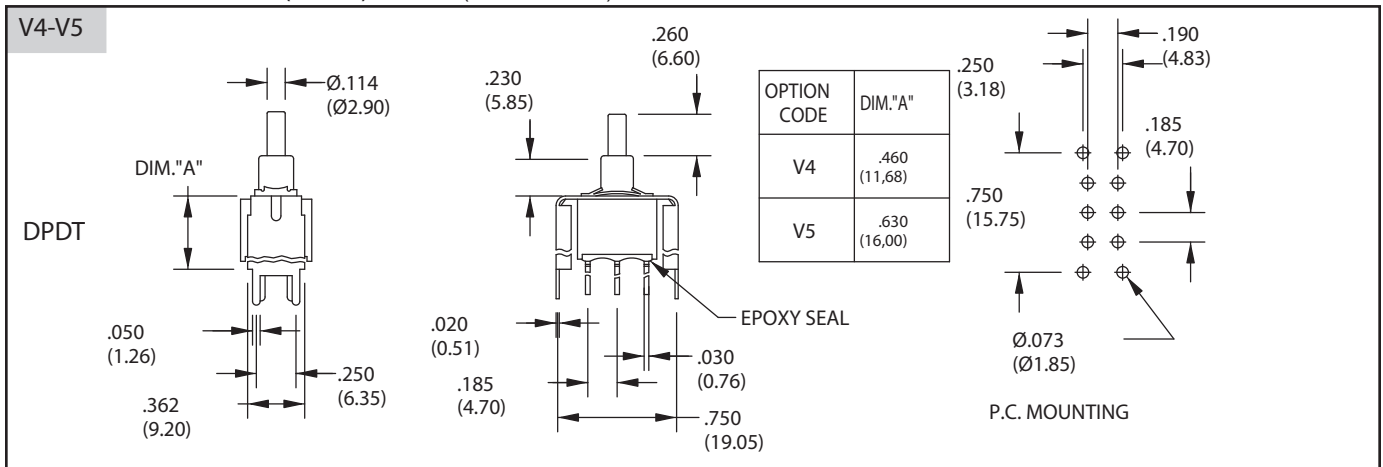
V2-V3 Vertical Bracket, P. C. Mount



V4-V5 Vertical Bracket, P. C. Mount

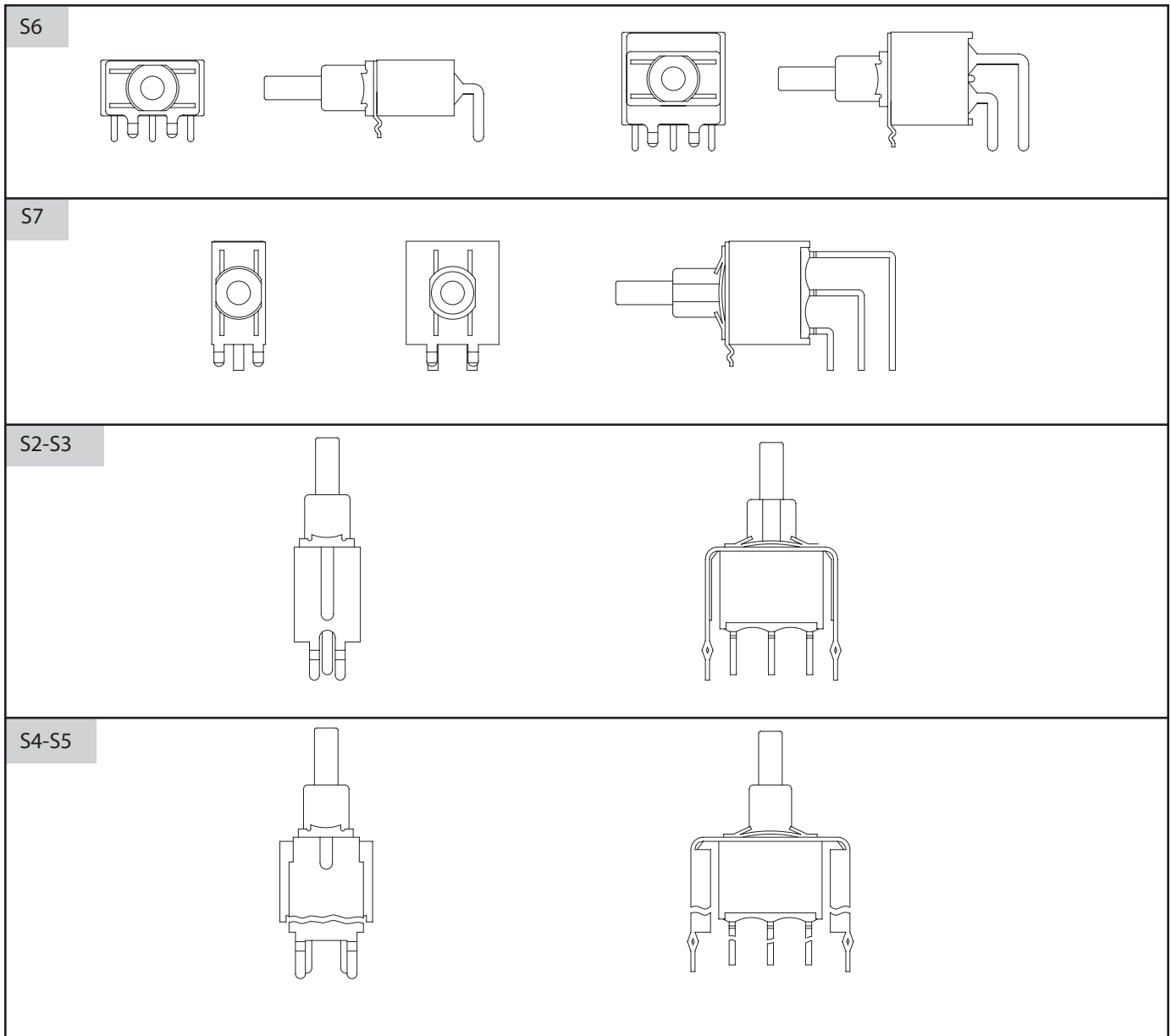


TERMINATION OPTIONS (CONT.) in inches (and millimeters)



Snap-in Termination Options

(Snap-in termination options have the same PC layout as M2, M6 and M7 options)



Pushbutton Switches



SPECIFICATIONS

RATINGS

Contact Rating: Q & G option - 1A with resistive load @ 125 VAC or 28 VDC.
R option - 0.4 VA max @ 20 Vmax (AC or DC)
Electrical Life: 50,000 make-and-break cycles at full load
Travel: .040 ± .010

Contact Resistance: 10 milliohms max. initial @ 2-4 VDC, 100 mA
Insulation Resistance: 1,000 megaohms minimum
Dielectric Strength: 1,500 V RMS @ sea level
Operating Temperature: -30°C to 85°C

MATERIALS

Case: Glass filled Nylon 6/6 (UL94V-0)
Plunger: Glass filled nylon or glass filled polyester
Bushing: Brass, nickel plated
Housing: Stainless steel
Terminal/Switch Support: Brass or steel, electrotin plated
Terminal Seal: Epoxy

ORDERING INFORMATION

SERIES	MODEL NO.	PLUNGER	BUSHING	TERMINATION	CONTACT	SEAL
38E	WSP7	1	B1	M1	Q	T
38E = Sealed Snap Action Pushbutton Switches	Options: WSP7, WDP7 (see models for switching positions)	Options: 1, 2, 3 (see plunger options)	Options: B1, B4 (see bushing options)	Options: M1, M2, M6, M7, S2, S3, S4, S5, S6, S7 V2, V3, V4, V5, (see termination options)	R = Copper alloy, gold plate over nickel plate. Q = Copper alloy, silver plated G=Gold plate over silver plate	T = Lead Free and RoHS Compliant

Pushbutton Switches

Mouser Electronics

Authorized Distributor

Click to View Pricing, Inventory, Delivery & Lifecycle Information:

Grayhill:

[38EWSP72B1M1GT](#) [38EWSP71B1M2GT](#) [38EWSP72B4S6RT](#) [38EWDP71B4M7RT](#) [38EWSP71B4M6RT](#)
[38EWSP73B4M7QT](#) [38EWSP72B1M6RT](#) [38EWSP73B4M2GT](#) [38EWSP71B4M6GT](#) [38EWSP72B1M2QT](#)
[38EWSP71B1M1QT](#) [38EWSP73B4V2RT](#) [38EWSP71B1M1RT](#) [38EWSP71B4V4RT](#) [38EWSP71B4V2QT](#)
[38EWSP73B1M1GT](#) [38EWSP71B4M7RT](#) [38EWSP71B1M7RT](#) [38EWSP72B1M1QT](#) [38EWSP73B1M1RT](#)
[38EWSP73B4V2GT](#) [38EWSP72B4S6GT](#) [38EWSP73B1M2RT](#) [38EWSP71B4S6RT](#) [38EWSP71B4M7QT](#)