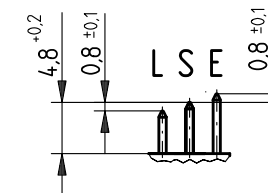
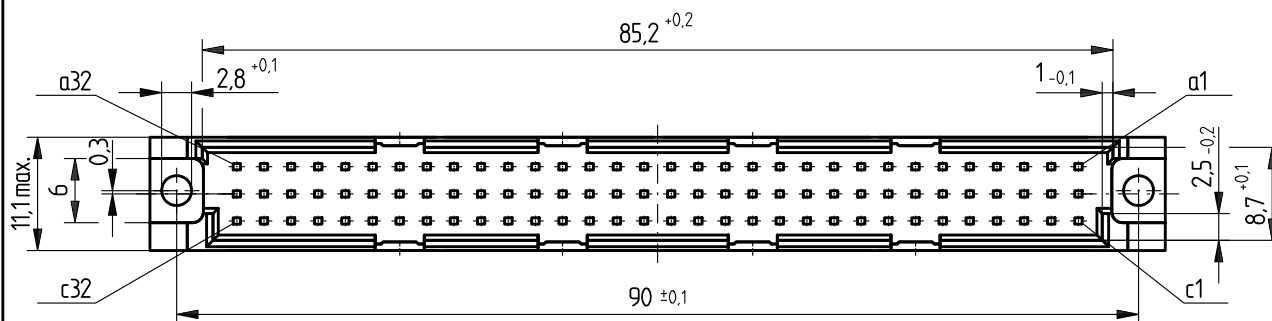


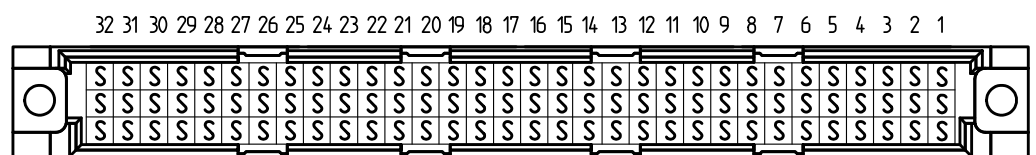
Stecklänge / mating length



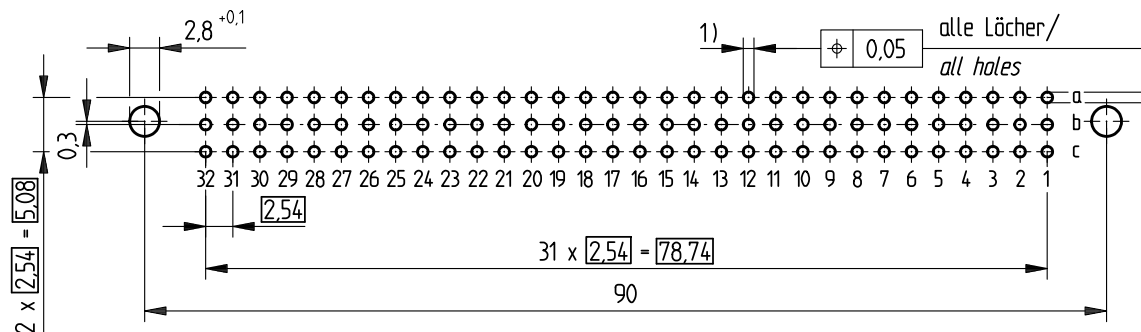
E = early mate, late break / voreilend  
S = standard  
L = late mate, early break / nachteilend



Bestückungsplan / contact layout



Leiterplatten-Lochbild / PCB drillhole pattern



Elastische Einpresszone / compliant pressfit zone

Isolierwerkstoff / housing material : PBT GF30

Bauart 4 / type 4

Anforderungsstufe 2 = 400 Steckzyklen / performance class 2 = 400 mating cycles

Fehlende Masse und Angaben nach IEC 60 603-2 / DIN EN 60 603-2

Missing information and dimensions per IEC 60 603-2 / DIN EN 60 603-2

Schichtaufbau im metallisierten Loch siehe Zeichnung 164062 / Nr. 6

diameter of drilled hole see drawing 164062 / No. 6

1)  $\phi 1,0 \pm 0,09$  Durchmesser des metallisierten Loches

$\phi 1,0 \pm 0,06$  Diameter of finished plated-through hole

Bedruckung siehe Zeichnung 294905

Marking see drawing 294905

Information:	Tolerances	Scale 2:1
All rights reserved. Only for information. To insure that this is the latest version of this drawing, please contact one of the ERNI companies before using.	Subject to modification without prior notice. Drawing will not be updated.	Designation <b>Messerleiste R 96 EE</b> <b>Male Connector R 96 Pressfit</b>
a Index	Date 09.04.2008 H:00065436.SZA	234712 STVR

# Mouser Electronics

Authorized Distributor

Click to View Pricing, Inventory, Delivery & Lifecycle Information:

[ERNI Electronics:](#)

[234712](#)