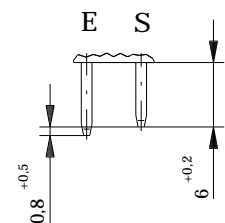
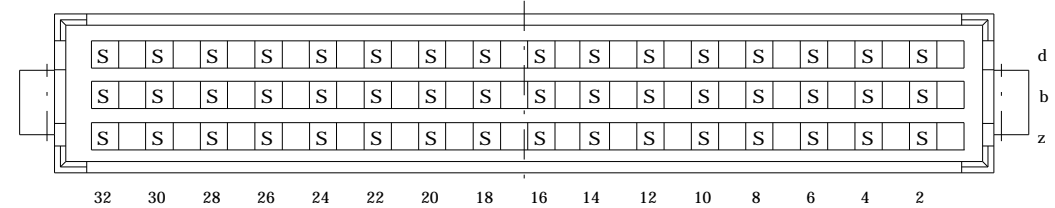


Stecklänge / mating length



E = early mate, late break / voreilend
S = standard

Bestückungsplan / contact layout



Lötanschluß 0.6 x 0.6 mm / solder terminal 0.6 x 0.6 mm

Isolierwerkstoff / housing material : PC GF30

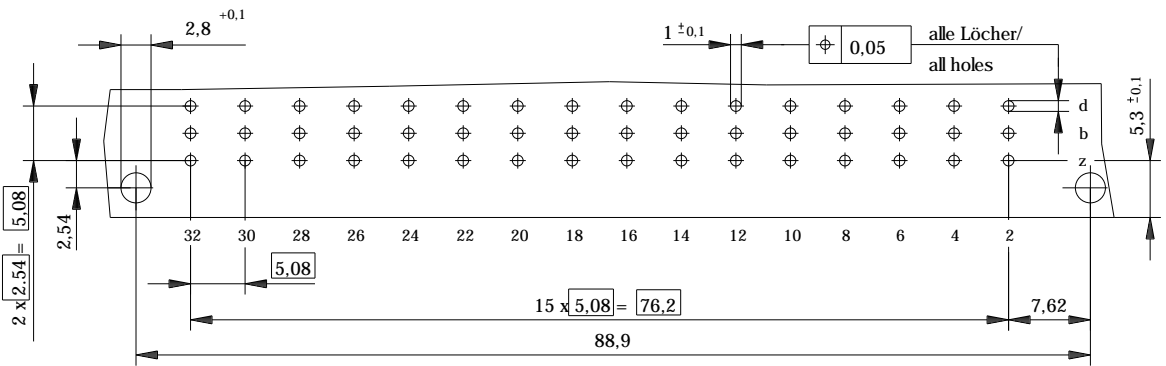
Bauart 3 / type 3

Anforderungsstufe 1 = 500 Steckzyklen / performance class 1 = 500 mating cycles

Fehlende Maße und Angaben nach IEC 60 603-2 / DIN EN 60 603-2

Missing information and dimensions per IEC 60 603-2

Leiterplatten-Lochbild / PCB drillhole pattern



Information:		Tolerances	Scale 2:1
All rights reserved. Only for information. To insure that this is the latest version of this drawing, please contact one of the ERNI companies before using.		Subject to modification without prior notice. Drawing will not be updated.	Designation Messerleiste F 48 Löt Male Connector F 48 Solder
www.ERNI.com		334203	
a	08.09.2006	1	
Index	Date	STVF	

Mouser Electronics

Authorized Distributor

Click to View Pricing, Inventory, Delivery & Lifecycle Information:

[ERNI Electronics:](#)

[334203](#)