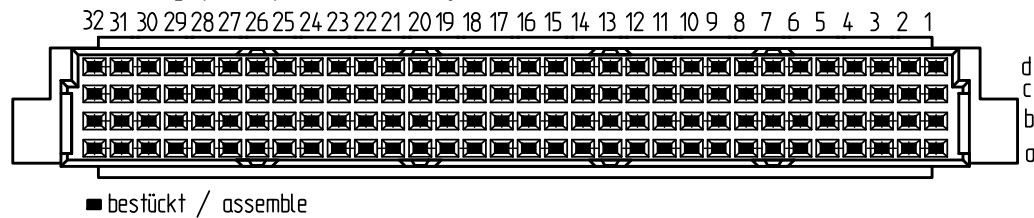
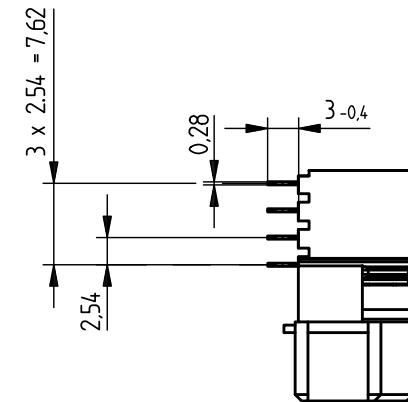
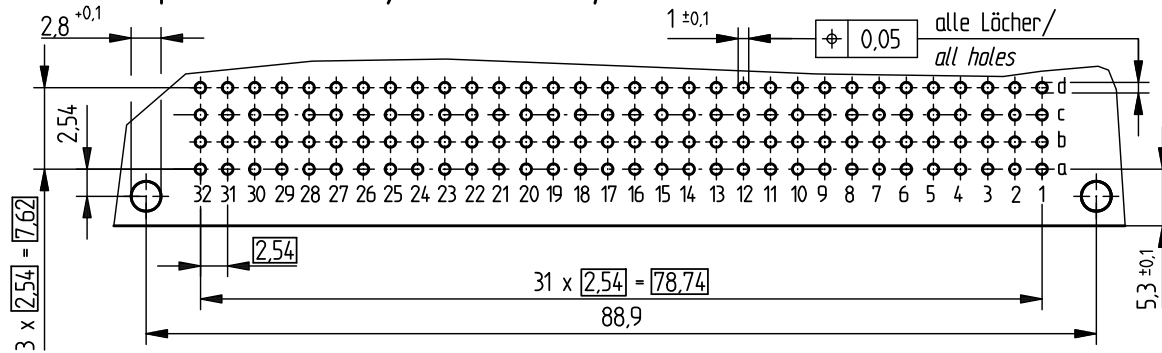


Bestückungsplan / contact layout



Leiterplatten-Lochbild / PCB drillhole pattern



Tauchlötanschluss 0,3x 0,7mm/ solder terminal 0,3x 0,7mm

Isolierwerkstoff / housing material : PBT GF30

Bauart 7 / type 7


Anforderungsstufe 2 = 400 Steckzyklen /performance class 2 = 400 mating cycles

Fehlende Masse und Angaben gemäß IEC 60 603-2 / DIN EN 60 603-2

Missing information and dimensions according to IEC 60 603-2 / DIN EN 60 603-2

Bedruckung siehe Zeichnung 294875

Marking see drawing 294875

Information:	Tolerances	Scale 1:1	
All rights reserved. Only for information. To insure that this is the latest version of this drawing, please contact one of the ERNI companies before using.	Subject to modification without prior notice. Drawing will not be updated.	Designation Federleiste RD 128 Löt Fem. Con. RD 128 solder	
a Index	14.04.2010 Date	<div data-bbox="1518 1476 1749 1565">  www.ERNI.com </div> <div data-bbox="1749 1476 2197 1565"> <div data-bbox="1877 1476 2018 1540">384850</div> <div data-bbox="1899 1540 1951 1565">STVRD</div> </div>	

Mouser Electronics

Authorized Distributor

Click to View Pricing, Inventory, Delivery & Lifecycle Information:

[ERNI Electronics:](#)

[384850](#)