


AX60551

8-slot ShoeBox Chassis

Features

- Desktop or wallmount industrial computer chassis
- One 5.25" and two 3.5" HDD drive bays
- Equipped with a PS/2 type power supply



▲ Top view

Equipped with a power supply bracket securing the power supply better when the chassis is positioned in 90° orientation

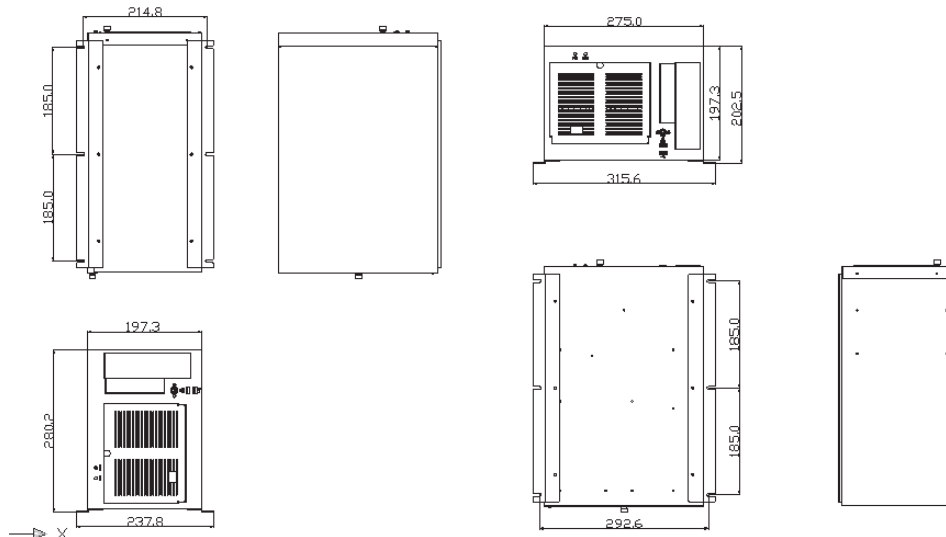
Specifications

Standard Color	Beige
Construction	Heavy-duty steel
Drive Capacity	Exposed 1 x 5.25" HDD drive bay and 1 x 3.5" HDD drive bay; internal 1 x 3.5" HDD drive bay
Cooling	1 x 9 cm ball-bearing fan (51 CFM/each) with a removable filter
Front Panel Indicators	1 x power on/off; 1 x HDD
Front Panel Controls	1 x power on/off; 1 x system reset
Front Panel Connector	1 x PS/2 6-pin keyboard & mouse, 2 x USB
Pre-punched Panel Rear	1 x 9-pin; 1 x 25-pin; 2 x USB (optional)
System Board	SBCs
Expansion Interface	8-slot backplane
Operating Temperature	0°C ~ 40°C (32°F ~ 104°F)
Dimensions	280.2 mm (11") (W) x 415.8 mm (16.37") (D) x 197.3 mm (7.77") (H)
Weight (net/gross)	10.9 kg (24.03 lb)/11.2 kg (24.67 lb)

Power Supply Specifications

Items	Watt	Input	Specifications		MTBF
			Output		
PS300-XP2	ATX 300W (PFC)	AC100 ~ 240V (Auto)	+5V @ 16A	100,000 hours	
			+12V1 @ 17A		
			+12V2 @ 17A		
			+5VSB @ 2.5A		
			+3.3V @ 19A		
-12V @ 0.3A					

Dimensions



Ordering Information

AX60551WB/X300	With ATX 300W power supply
AX60551WB/X400	With ATX 400W power supply
AX60551WB/X500	With ATX 500W power supply

*Specifications and certifications are based on options and may vary.

Backplane Options

PICMG 1.0

Models	Slots per Segment (ISA/PCI/PCIe/CPU)	Segment
ATX6022/8	3/4/0/1	Single
ATX6022/8GP7	0/7/0/1	Single

PICMG 1.3

Models	Slots per Segment (ISA/PCI/PCIe/CPU)	Segment
FAB111	0/4/2/1	Single
FAB116	0/3/4/1	Single
FAB208	0/6/1/1	Single
HAB208	0/6/1/1	Single

Optional Items

- ATX 400W power supply with PFC
- ATX 500W power supply with PFC

AX60501

6-slot ShoeBox Chassis

Features

- Desktop or wallmount industrial computer chassis
- One 5.25" and two 3.5" HDD drive bays
- Equipped with a PS/2 type power supply



▲ Top view

Equipped with a power supply bracket securing the power supply better when the chassis is positioned in 90° orientation

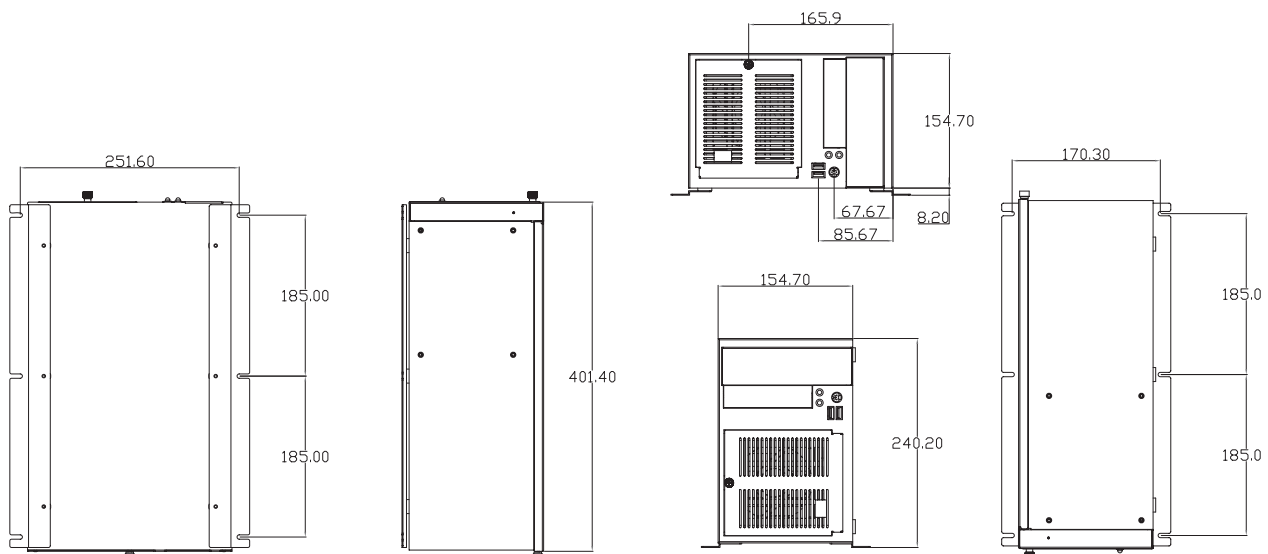
Specifications

Standard Color	Beige
Construction	Heavy-duty steel
Drive Capacity	Exposed 1 x 5.25" HDD drive bay and 1 x 3.5" HDD drive bay; Internal 1 x 3.5" HDD drive bay
Cooling	1 x 9 cm ball-bearing fan (51 CFM/each) with a removable filter
Front Panel Indicators	1 x power on/off
Front Panel Controls	1 x power on/off; 1 x system reset
Front Panel Connector	1 x PS/2 6-pin keyboard & mouse, 2 x USB
System Board	SBCs
Expansion Interface	6-slot backplane
Operating Temperature	0°C ~ +40°C (+32°F ~ +104°F)
Dimensions	240.2 mm (9.45") (W) x 401.4 mm (15.8") (D) x 154.7 mm (6.1") (H)
Weight (net/gross)	9 kg (19.84 lb)/10.3 kg (22.7 lb)

Power Supply Specifications

Items	Watt	Input	Specifications Output	MTBF
PS302-XP2	ATX 300W (PFC)	AC 100~240V (Auto)	+5V @ 16A +12V1 @ 17A +12V2 @ 17A -12V @ 0.3A +3.3V @ 19A +5VSB @ 2.5A	100,000 hours

Dimensions



Ordering Information

AX60501WB/X300	With ATX 300W power supply
AX60501WB/X400	With ATX 400W power supply
AX60501WB/X500	With ATX 500W power supply

*Specifications and certifications are based on options and may vary.

Backplane Options

PICMG 1.0

Models	Slots per Segment (ISA/PCI/PCIe/CPU)	Segment
ATX6022/6	1/4/0/1	Single

PICMG 1.3

Models	Slots per Segment (ISA/PCI/PCIe/CPU)	Segment
FAB105	0/3/1/1	Single
FAB109	0/0/4/1	Single
FAB110	0/2/2/1	Single
HAB206	0/3/1/1	Single

Optional Items

ATX 400W power supply with PFC
ATX 500W power supply with PFC



Mouser Electronics

Authorized Distributor

Click to View Pricing, Inventory, Delivery & Lifecycle Information:

[Axiomtek:](#)

[ATX6022/8-RC\(MIC\)8Slot ATX-Supportted\(PP AX60551WB-NP-RC Chassis only W/USB Port](#)