

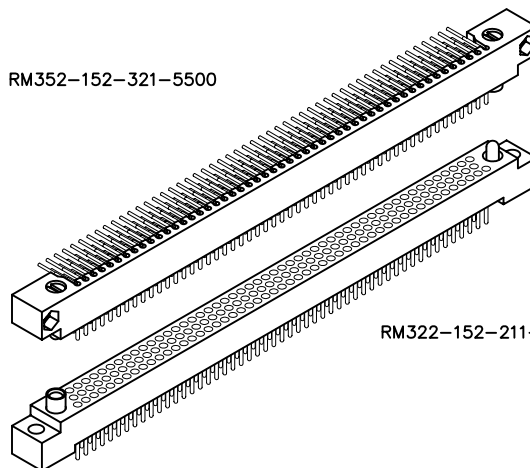


3 • ROW Daughterboard to Motherboard or Chassis

.075"

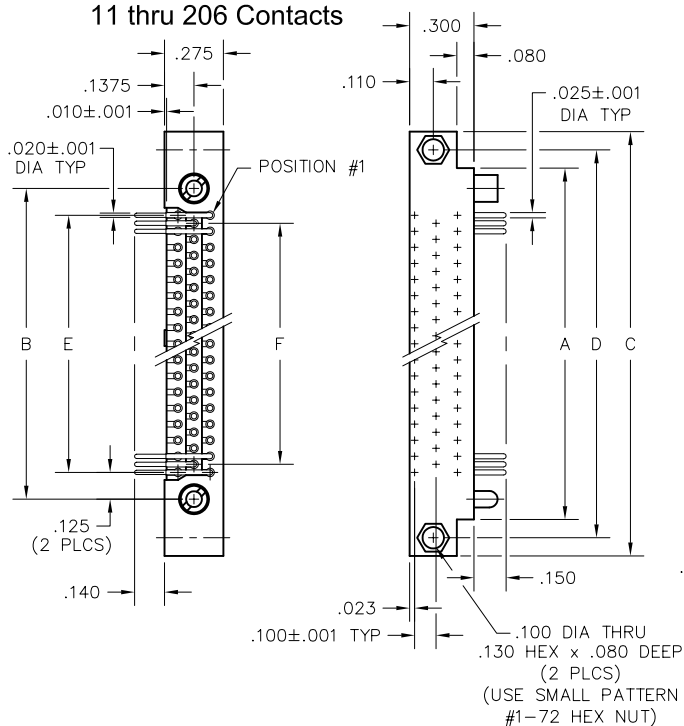
RM3

RM352-152-321-5500

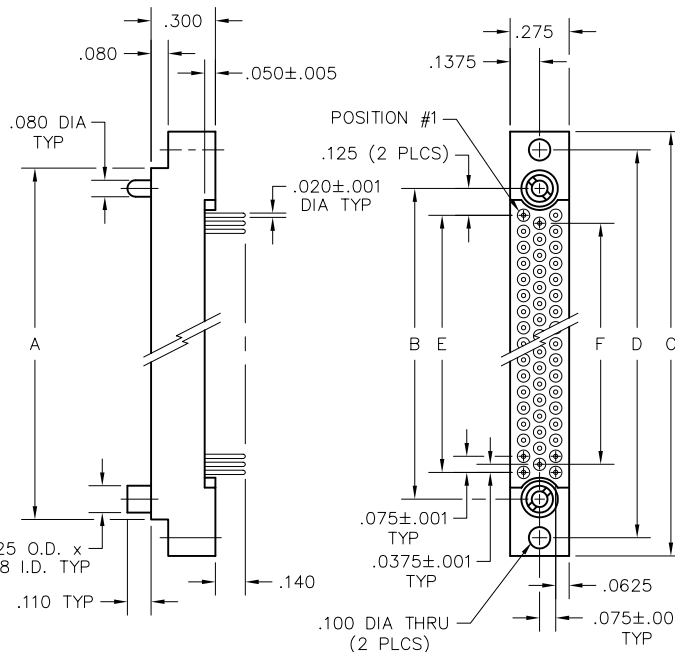


RM322-152-211-5500

11 thru 206 Contacts



PLUG



RECEPTACLE

DIMENSIONS						
SIZE	A	B	C	D	E	F
11	.665	.475	1.005	.835	.225	.150
23	.965	.775	1.305	1.135	.525	.450
35	1.265	1.075	1.605	1.435	.825	.750
47	1.565	1.375	1.905	1.735	1.125	1.050
59	1.865	1.675	2.205	2.035	1.425	1.350
71	2.165	1.975	2.505	2.335	1.725	1.650
80	2.390	2.200	2.730	2.560	1.950	1.875
92	2.690	2.500	3.030	2.860	2.250	2.175
104	2.990	2.800	3.330	3.160	2.550	2.475
122	3.440	3.250	3.780	3.610	3.000	2.925
140	3.890	3.700	4.230	4.060	3.450	3.375
152	4.190	4.000	4.530	4.360	3.750	3.675
182	4.940	4.750	5.280	5.110	4.500	4.425
206	5.540	5.350	5.880	5.710	5.100	5.025

Mouser Electronics

Authorized Distributor

Click to View Pricing, Inventory, Delivery & Lifecycle Information:

[AirBorn:](#)

[RM322-047-221-5500](#)