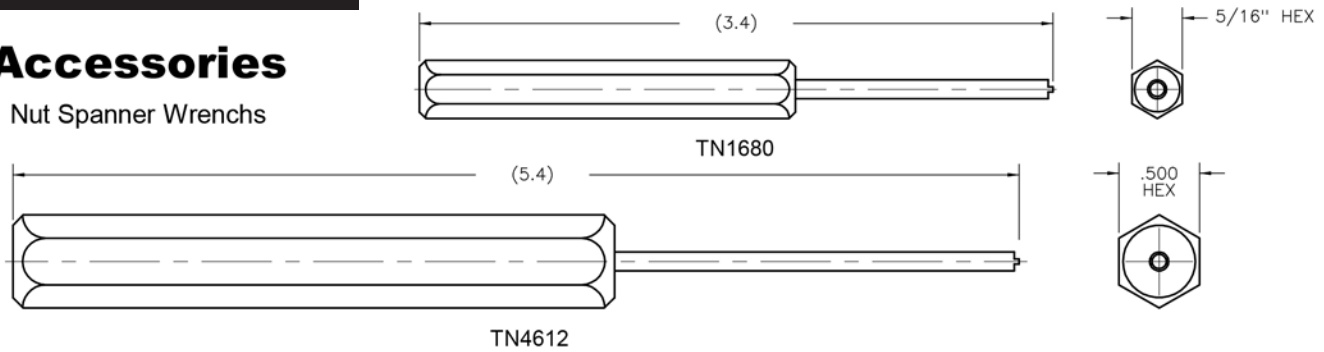


Accessories

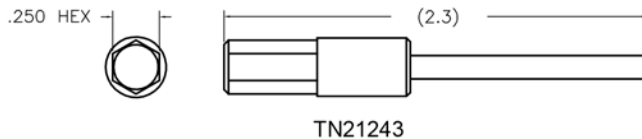
Nut Spanner Wrenches



USING EITHER OF THE SPANNER WRENCHES SHOWN ABOVE, GUIDE SETS MAY BE REMOVED AND REPOSITIONED IN ANY OF THE 64 POLARIZING POSITIONS. REFER TO PAGE WA-18 FOR POLARIZATION CHART.

CAUTION: WHEN POLARIZED POSITIONS ARE CHANGED, APPLY LOCTITE 242[®] TO THREADS.

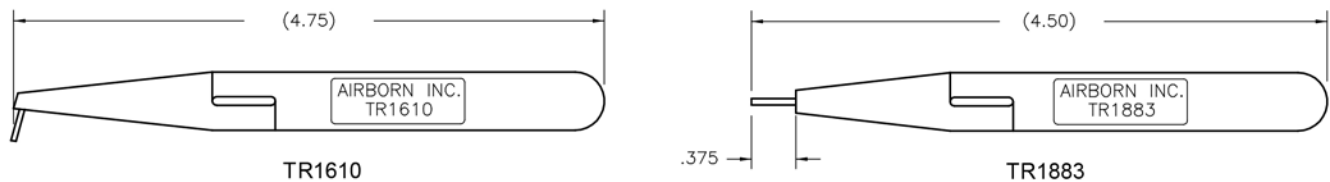
IF SPANNER NUTS ARE DIFFICULT TO REMOVE DUE TO HARDENED LOCTITE[®], APPLY HEAT (300° F) TO NUT AREA FOR ONE HOUR AND REPEAT REMOVAL OPERATION.



THE 1/4" DRIVE SPANNER WRENCH ABOVE IS DESIGNED FOR USE IN TORQUE WRENCHES

Accessories

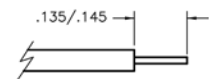
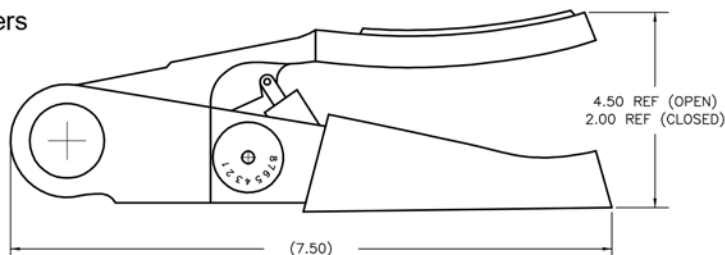
Insertion & Removal Tools



Accessories

Crimp Tools & Positioners

TC1652 - CRIMP TOOL
REF M22520/2-01
TP1653 - POSITIONER
REF M22520/2-06



INSULATION STRIPPING
EXPOSE .135/.145 BARE WIRE
LENGTH FOR INSERTION INTO
CONTACT.

TOOL SELECTION TABLE		
CONTACT	TOOL NO.	POSITIONER
WTK2222P	TC1652	TP1985
WTK2222S		TP1653
WTK2220S657		TP2435
WTK2220P657		TP13784

Mouser Electronics

Authorized Distributor

Click to View Pricing, Inventory, Delivery & Lifecycle Information:

[AirBorn:](#)

[TN1680](#) [TN4612](#) [TP2435](#) [TR1610](#) [TR1883](#) [TN21243](#) [TP13784](#) [TP1653](#)