

"High Frequency Ceramic Solutions"

GPS, Galileo, BeiDou (BDS), and Glonass (GLNSS), Quad-Band, Low Cost, Linearly Polarized, Omnidirectional Chip Antenna P/N 1575AT43A0040

Detail Specification: 9/3/2019

Page 1 of 10

Let us help tune and validate this antenna to your PCB, go to: <https://www.johansontechnology.com/ipc-antenna-services>

General Specifications			
Part Number	1575AT43A0040		
Frequency (MHz)	1561	1575	1602
Ave. Radiated Efficiency ¹	50%	50%	50%
Peak Gain (dBi typ.)	0.5 (XZ-Total)	0.5 (XZ-Total)	1.0 (XZ-Total)
Average Gain (dBi typ.)	-2.0 (XZ-Total)	-2.0 (XZ-Total)	-2.0 (XZ-Total)
Return Loss (min.)	9.5 dB	9.5 dB	9.5 dB
Input Power	3W max. (CW)		
Reel Quantity	1,000		
Storage Period	18 months max.		



Operating Temperature	-40 to +85°C
Storage Temperature	-40 to +85°C
Recommended Storage Conditions of unused product on T&R	+5 to +35°C, Humidity 45~75%RH

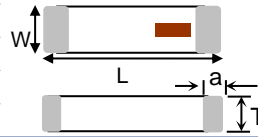
¹On test board 1575AT43A0040-EB2SMA

Part Number Explanation

P/N Suffix	Packing Style	Bulk (loose)	Suffix = S	e.g.. 1575AT43A0040S
		T & R	Suffix = E	e.g.. 1575AT43A0040E
		100% Tin	Suffix = E or S	e.g.. 1575AT43A0040(E or S)

Mechanical Dimensions

	In	mm
L	0.276 ± 0.008	7.00 ± 0.20
W	0.079 ± 0.008	2.00 ± 0.20
T	0.031 ± +.004/-0.008	0.80 ± +0.1/-0.2
a	0.020 ± 0.012	0.50 ± 0.30

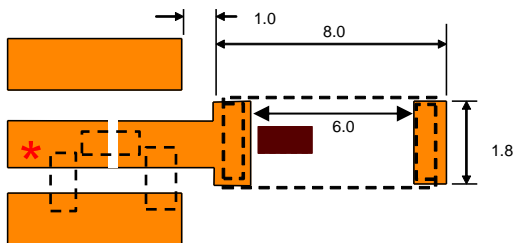


Terminal Configuration

No.	Function
1	Feeding Point
2	NC (must still be soldered on pad)



Layout Recommendations



Go to the next page for more layout details/guidelines and

Orderable EVB for evaluation, it comes with a female SMA connector. Go to:

<http://www.johansontechnology.com/request-a-sample> and ask for p/n 1575AT43A0040-EB1SMA

Need help laying out the antenna, want us to review your antenna design (free!), require the Gerber files for this EVB, or would like us to validate the new tuning values of your PCB (fee may apply) go to:

<https://www.johansontechnology.com/ask-a-question>

* Line width should be designed to match 50ohm characteristic impedance, depending on your PCB material and thickness (distance to GND). CPWG (co-planar waveguide) trace type strongly suggested.



www.johansontechnology.com

4001 Calle Tecate • Camarillo, CA USA 93012 • TEL 805.389.1166 FAX 805.389.1821

Ver 3.3

2019 Johanson Technology, Inc. All Rights Reserved

"High Frequency Ceramic Solutions"

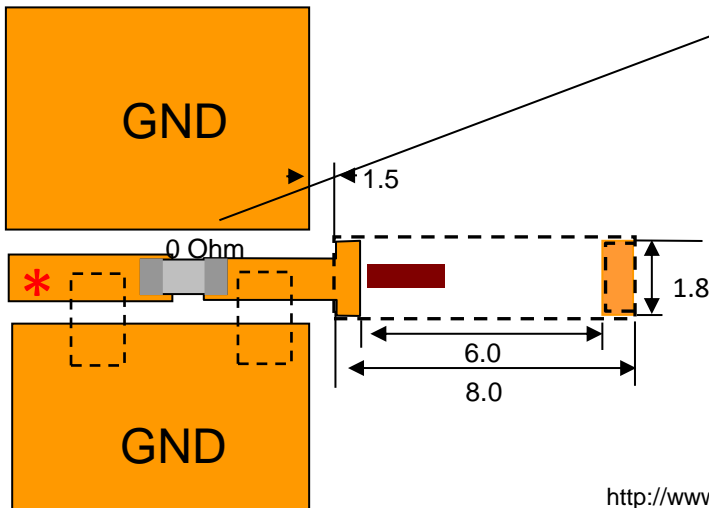
Quad-Band GPS, Galileo (GNSS), BeiDou (BDS), and Glonass (GLNSS), Low Cost, P/N 1575AT43A0040
Linearly Polarized, Omnidirectional Chip Antenna

Detail Specification: 9/3/2019

Page 2 of 10

Let us help tune and validate this antenna to your PCB, go to: <https://www.johansontechnology.com/ipc-antenna-services>

Mounting Considerations, End Mount, GPS/Galileo/BDS/GLNSS 1.559/1.561/1.575/1.602GHz



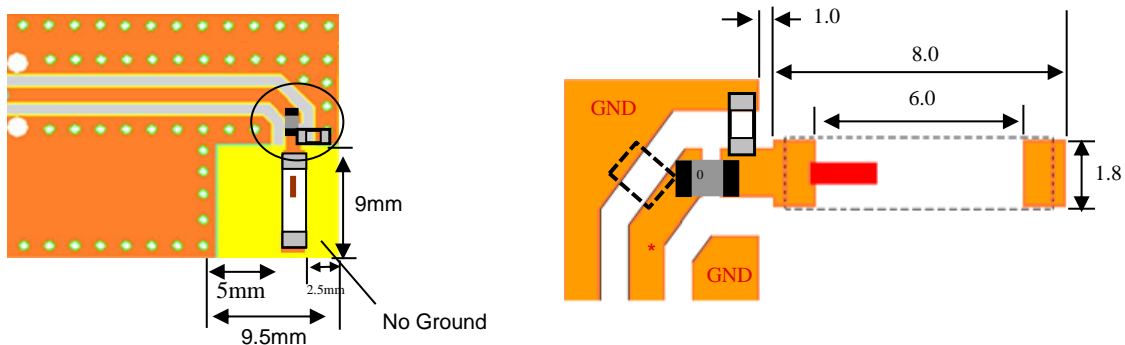
Note: Matching circuits and component values will be different on the client's design, depending on PCB layout, geometry, encasement, etc. It is recommended that the designer leave available slots for a "pi" (or shunt-series-shunt) network. The antenna matching network values you see here are used when antenna is mounted on Johanson's evaluation board.

Need help laying out the antenna, want us to review your antenna design (free!), require the Gerber files for this EVB, or would like us to measure your board, come up with the matching values, and validate on our anechoic chamber (fee may apply) go to: <http://www.johansontechnology.com/ask-a-question>

*Line width should be designed to match 50ohm characteristic impedance, depending on your PCB material and thickness (distance to GND)

Mounting Considerations, Corner Mount, GPS 1.575GHz Only (smaller total area)

For GPS/Galileo/BDS/GLNSS 1.559/1.561/1.575/1.602GHz corner mount layout, go to page: 5



Johanson Technology, Inc. reserves the right to make design changes without notice. Please confirm the specifications and delivery conditions when placing your order. All sales are subject to Johanson Technology, Inc. terms and conditions.



www.johansontechnology.com
 4001 Calle Tecate • Camarillo, CA USA 93012 • TEL 805.389.1166 FAX 805.389.1821
 Ver 3.3 2019 Johanson Technology, Inc. All Rights Reserved

"High Frequency Ceramic Solutions"

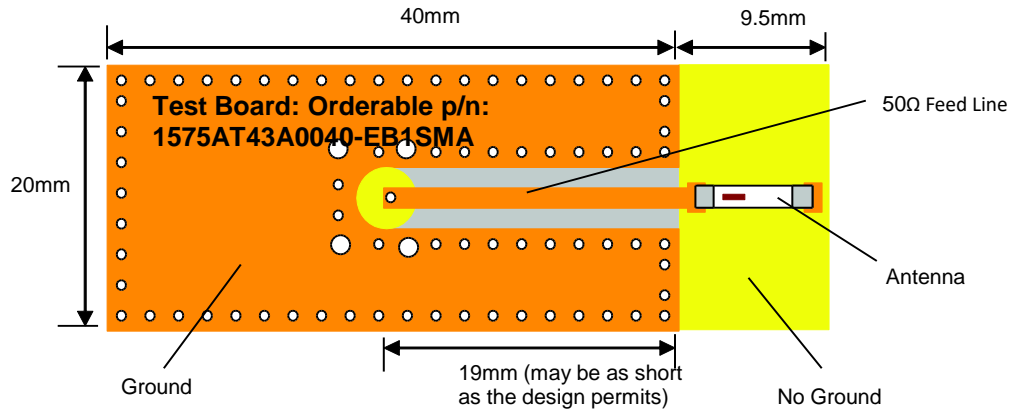
Quad-Band GPS, Galileo (GNSS), BeiDou (BDS), and Glonass (GLNSS), Low Cost, P/N 1575AT43A0040
Linearly Polarized, Omnidirectional Chip Antenna

Detail Specification: 9/3/2019

Page 3 of 10

Let us help tune and validate this antenna to your PCB, go to: <https://www.johansontechnology.com/ipc-antenna-services>

EVB 1, End Mount, GPS/Galileo/BDS/GLNSS 1.559/1.561/1.575/1.602GHz



This board has a female SMA connector on the opposite side

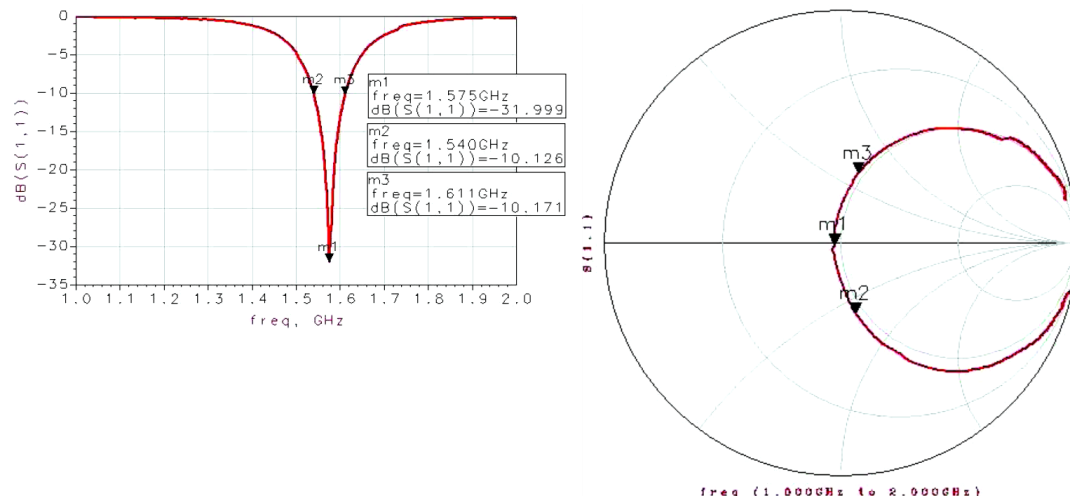
Would you like the layout files? Send us a message at:

<http://www.johansontechnology.com/ask-a-question/>

Order it here:

<http://www.johansontechnology.com/request-a-sample>

Return Loss and Impedance



Johanson Technology, Inc. reserves the right to make design changes without notice. Please confirm the specifications and delivery conditions when placing your order. All sales are subject to Johanson Technology, Inc. terms and conditions.



www.johansontechnology.com
4001 Calle Tecate • Camarillo, CA USA 93012 • TEL 805.389.1166 FAX 805.389.1821

Ver 3.3

2019 Johanson Technology, Inc. All Rights Reserved

"High Frequency Ceramic Solutions"

Quad-Band GPS, Galileo (GNSS), BeiDou (BDS), and Glonass (GLNSS), Low Cost, P/N 1575AT43A0040
Linearly Polarized, Omnidirectional Chip Antenna

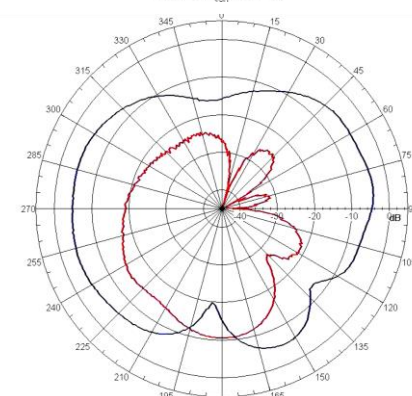
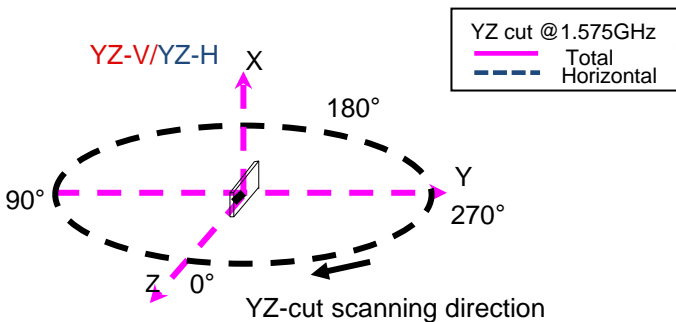
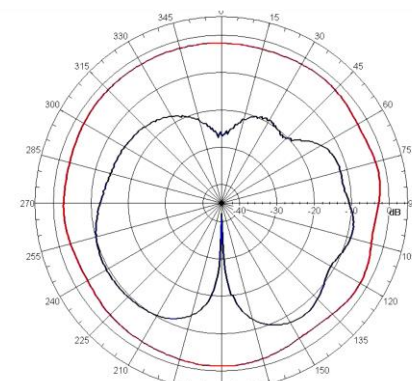
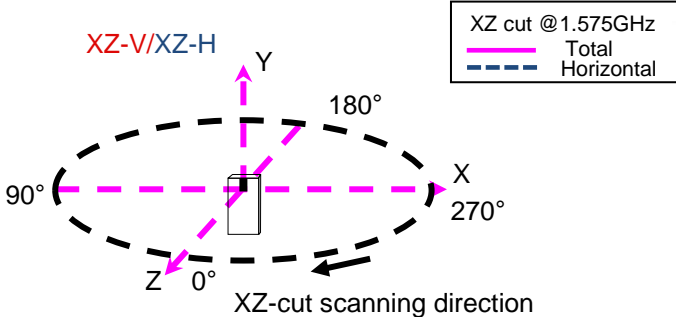
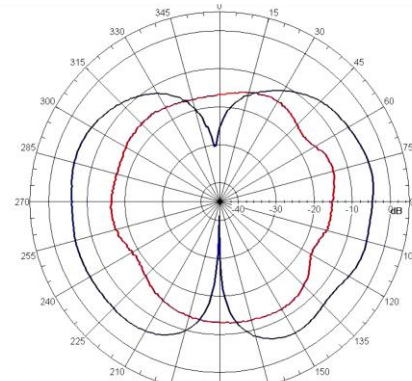
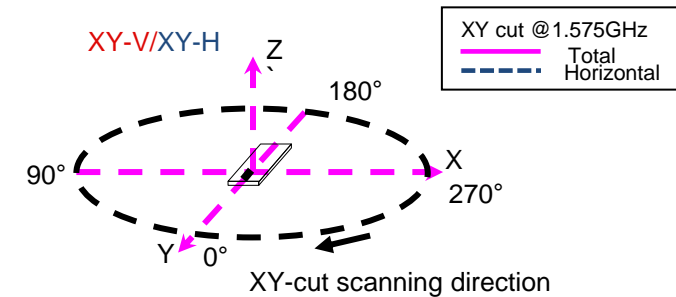
Detail Specification: 9/3/2019

Page 4 of 10

Let us help tune and validate this antenna to your PCB, go to: <https://www.johansontechnology.com/ipc-antenna-services>

Typical Radiation Patterns on EVB 1, End Mount

Typical Radiation Patterns



Johanson Technology, Inc. reserves the right to make design changes without notice. Please confirm the specifications and delivery conditions when placing your order. All sales are subject to Johanson Technology, Inc. terms and conditions.



www.johansontechnology.com

4001 Calle Tecate • Camarillo, CA USA 93012 • TEL 805.389.1166 FAX 805.389.1821

Ver 3.3

2019 Johanson Technology, Inc. All Rights Reserved

"High Frequency Ceramic Solutions"

Quad-Band GPS, Galileo (GNSS), BeiDou (BDS), and Glonass (GLNSS), Low Cost, P/N 1575AT43A0040
Linearly Polarized, Omnidirectional Chip Antenna

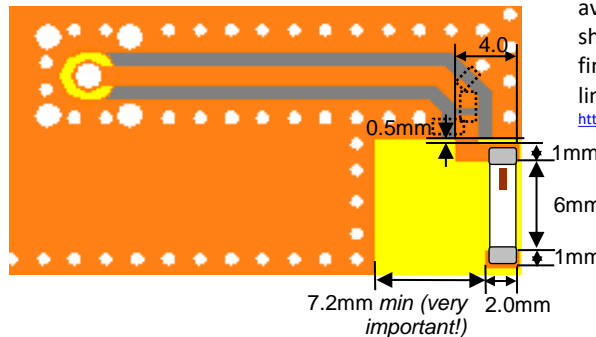
Detail Specification: 9/3/2019

Page 5 of 10

Let us help tune and validate this antenna to your PCB, go to: <https://www.johansontechnology.com/ipc-antenna-services>

Mounting Considerations, Corner Mount, GPS/Galileo/BDS/GLNSS 1.559/1.561/1.575/1.602GHz

Orderable EVB p/n: 1575AT43A0040-EB2SMA

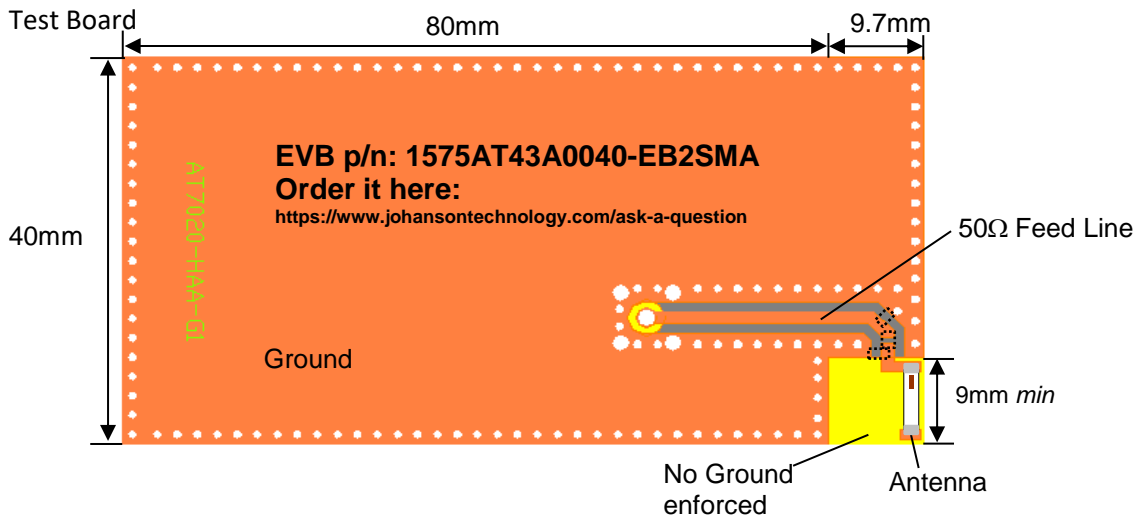


It is required that the designer leave available slots for a "pi" (or shunt-series-shunt) network. We can help you get those final tuning values by contacting us at the link below:

<https://www.johansontechnology.com/ipc-antenna-services>

Matching circuit and component values will be different, depending on PCB layout.

Line width should be designed to match 50ohm characteristic impedance, depending on PCB material and thickness. CPWG (co-panar waveguide) type trace strongly recommended.



Need help laying out the antenna, want us to review your antenna design (free!), require the Gerber files for this EVB, or would like us to validate the new tuning values of your PCB (fee may apply) go to:

<https://www.johansontechnology.com/ask-a-question/>

Johanson Technology, Inc. reserves the right to make design changes without notice. Please confirm the specifications and delivery conditions when placing your order. All sales are subject to Johanson Technology, Inc. terms and conditions.



www.johansontechnology.com
4001 Calle Tecate • Camarillo, CA USA 93012 • TEL 805.389.1166 FAX 805.389.1821

Ver 3.3

2019 Johanson Technology, Inc. All Rights Reserved

"High Frequency Ceramic Solutions"

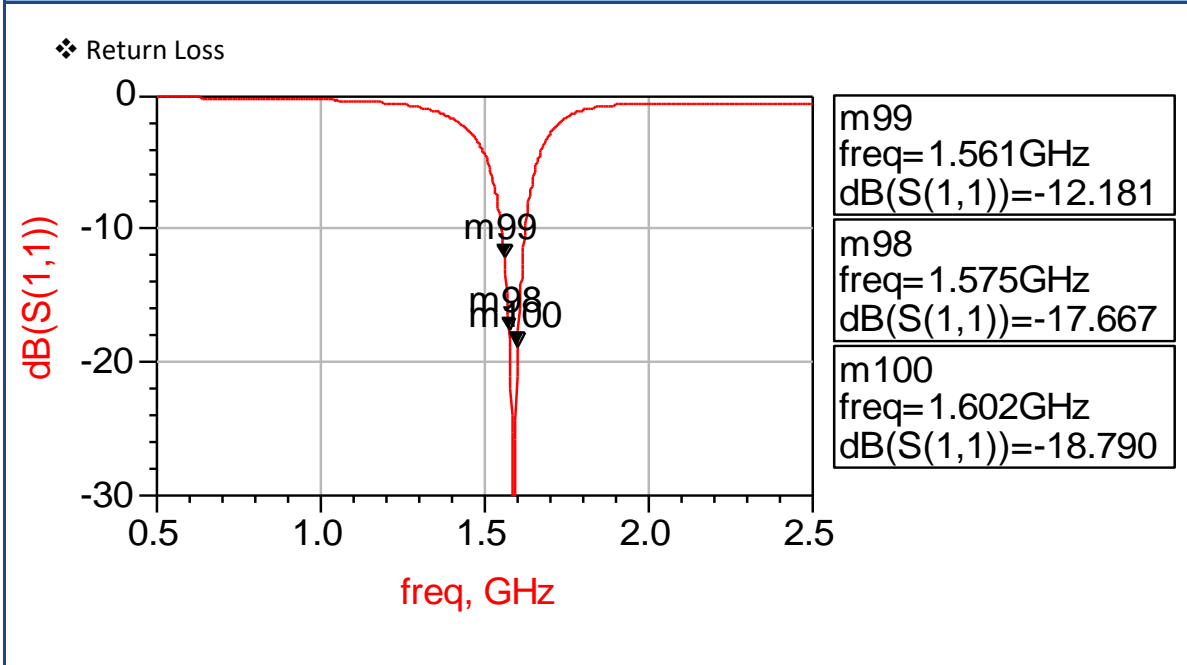
Quad-Band GPS, Galileo (GNSS), BeiDou (BDS), and Glonass (GLNSS), Low Cost, P/N 1575AT43A0040
Linearly Polarized, Omnidirectional Chip Antenna

Detail Specification: 9/3/2019

Page 6 of 10

Let us help tune and validate this antenna to your PCB, go to: <https://www.johansontechnology.com/ipc-antenna-services>

Electrical Characteristics (T=25°C)



Johanson Technology, Inc. reserves the right to make design changes without notice. Please confirm the specifications and delivery conditions when placing your order. All sales are subject to Johanson Technology, Inc. terms and conditions.



www.johansontechnology.com
4001 Calle Tecate • Camarillo, CA USA 93012 • TEL 805.389.1166 FAX 805.389.1821

Ver 3.3

2019 Johanson Technology, Inc. All Rights Reserved

"High Frequency Ceramic Solutions"

Quad-Band GPS, Galileo (GNSS), BeiDou (BDS), and Glonass (GLNSS), Low Cost, P/N 1575AT43A0040
Linearly Polarized, Omnidirectional Chip Antenna

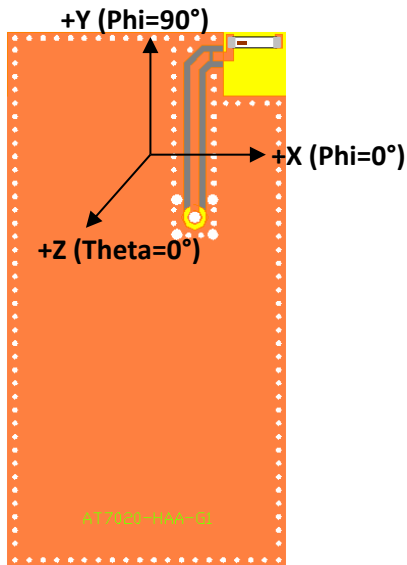
Detail Specification: 9/3/2019

Page 7 of 10

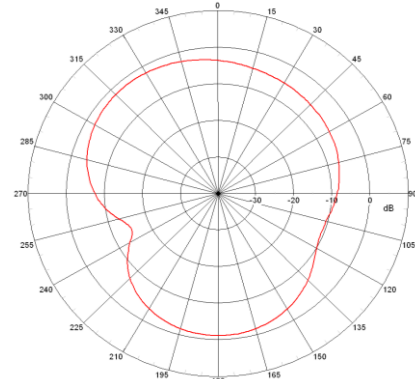
Let us help tune and validate this antenna to your PCB, go to: <https://www.johansontechnology.com/ipc-antenna-services>

Typical Radiation Patterns on EVB 2, Corner Mount

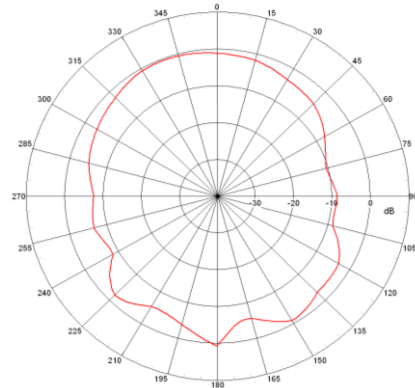
❖ Radiation Patterns @ 1.561GHz



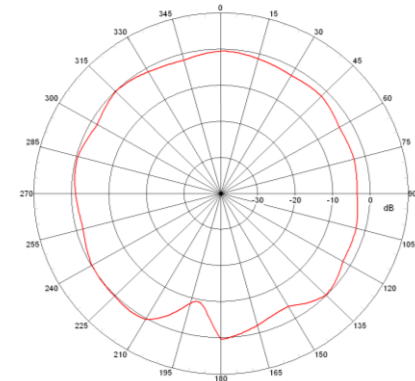
YZ-Plane



YZ-Plane



XZ-Plane



Johanson Technology, Inc. reserves the right to make design changes without notice. Please confirm the specifications and delivery conditions when placing your order. All sales are subject to Johanson Technology, Inc. terms and conditions.



www.johansontechnology.com
4001 Calle Tecate • Camarillo, CA USA 93012 • TEL 805.389.1166 FAX 805.389.1821

Ver 3.3

2019 Johanson Technology, Inc. All Rights Reserved

"High Frequency Ceramic Solutions"

Quad-Band GPS, Galileo (GNSS), BeiDou (BDS), and Glonass (GLNSS), Low Cost, P/N 1575AT43A0040
Linearly Polarized, Omnidirectional Chip Antenna

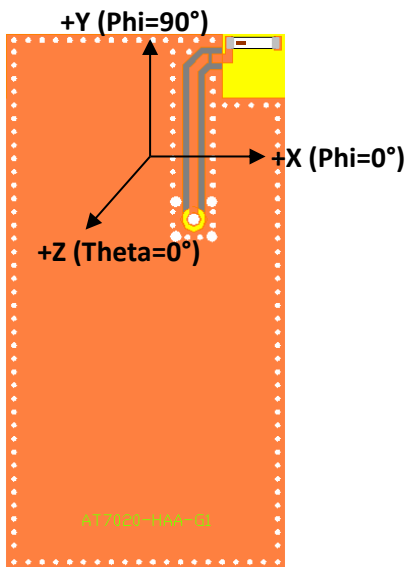
Detail Specification: 9/3/2019

Page 8 of 10

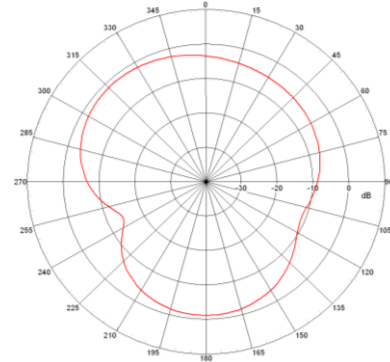
Let us help tune and validate this antenna to your PCB, go to: <https://www.johansontechnology.com/ipc-antenna-services>

Typical Radiation Patterns on EVB 2, Corner Mount

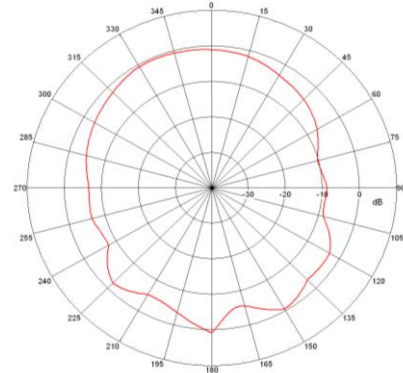
❖ Radiation Patterns @ 1.575GHz



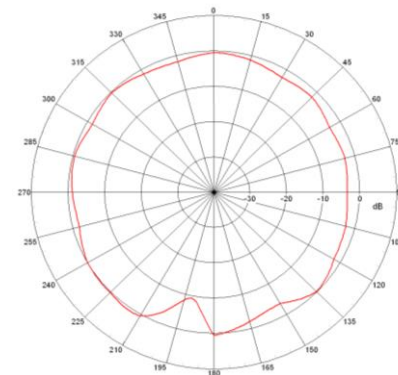
XY-Plane



YZ-Plane



XZ-Plane



Johanson Technology, Inc. reserves the right to make design changes without notice. Please confirm the specifications and delivery conditions when placing your order. All sales are subject to Johanson Technology, Inc. terms and conditions.



www.johansontechnology.com
4001 Calle Tecate • Camarillo, CA USA 93012 • TEL 805.389.1166 FAX 805.389.1821

Ver 3.3

2019 Johanson Technology, Inc. All Rights Reserved

"High Frequency Ceramic Solutions"

Quad-Band GPS, Galileo (GNSS), BeiDou (BDS), and Glonass (GLNSS), Low Cost, P/N 1575AT43A0040
Linearly Polarized, Omnidirectional Chip Antenna

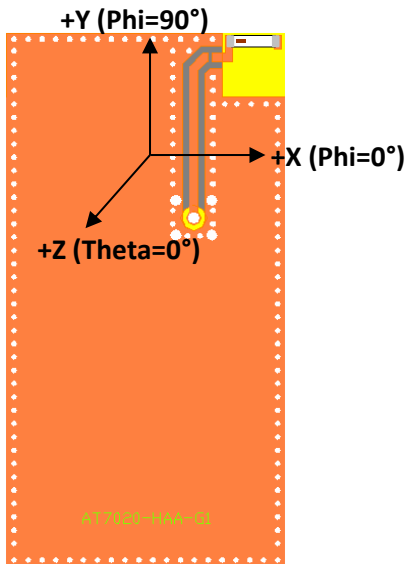
Detail Specification: 9/3/2019

Page 9 of 10

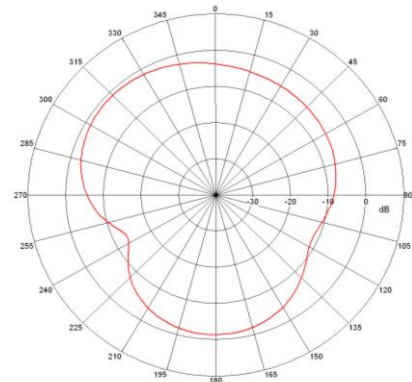
Let us help tune and validate this antenna to your PCB, go to: <https://www.johansontechnology.com/ipc-antenna-services>

Typical Radiation Patterns on EVB 2, Corner Mount

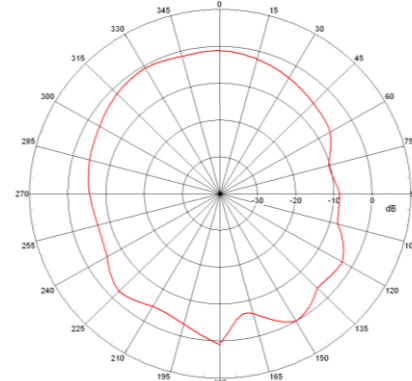
❖ Radiation Patterns @ 1.602GHz



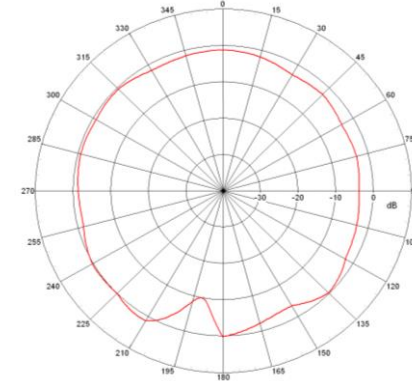
XY-Plane



YZ-Plane



XZ-Plane



Johanson Technology, Inc. reserves the right to make design changes without notice. Please confirm the specifications and delivery conditions when placing your order. All sales are subject to Johanson Technology, Inc. terms and conditions.



www.johansontechnology.com
4001 Calle Tecate • Camarillo, CA USA 93012 • TEL 805.389.1166 FAX 805.389.1821

Ver 3.3

2019 Johanson Technology, Inc. All Rights Reserved

"High Frequency Ceramic Solutions"

**Quad-Band GPS, Galileo (GNSS), BeiDou (BDS), and Glonass (GLNSS), Low Cost, P/N 1575AT43A0040
Linearly Polarized, Omnidirectional Chip Antenna**

Detail Specification: 9/3/2019

Page 10 of 10

Let us help tune and validate this antenna to your PCB, go to: <https://www.johansontechnology.com/ipc-antenna-services>

Antenna tuning, optimization, and validation services:

<https://www.johansontechnology.com/ipc-antenna-services>

For more antennas and to download measured S-parameters, go to:

<https://www.johansontechnology.com/antennas>

Soldering Information

<https://www.johansontechnology.com/ipcsoldering-profile>

MSL Info

<https://www.johansontechnology.com/index.php/msl-rating>

Packaging information

<https://www.johansontechnology.com/tape-reel-packaging>

For layout review contact our Applications Team at:

<https://www.johansontechnology.com/ask-a-question>

RoHS Compliance

<https://www.johansontechnology.com/rohs-compliance>

Johanson Technology, Inc. reserves the right to make design changes without notice. Please confirm the specifications and delivery conditions when placing your order. All sales are subject to Johanson Technology, Inc. terms and conditions.



www.johansontechnology.com
4001 Calle Tecate • Camarillo, CA USA 93012 • TEL 805.389.1166 FAX 805.389.1821

Ver 3.3

2019 Johanson Technology, Inc. All Rights Reserved

Mouser Electronics

Authorized Distributor

Click to View Pricing, Inventory, Delivery & Lifecycle Information:

[Johanson:](#)

[1575AT43A0040E](#) [1575AT43A0040001E](#)