

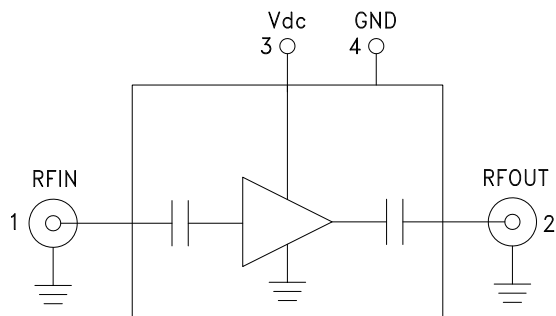


Typical Applications

The HMC-C072 is ideal for:

- Microwave Radio
- Military & Space
- Test Instrumentation
- VSAT

Functional Diagram



Features

- Ultra Low Phase Noise: -167 dBc/Hz @ 1 kHz
- Noise Figure: 4.5 dB
- Gain: 11 dB
- Psat: 22 dBm
- 50 Ohm Matched Input/Output
- Single Supply Voltage: +7V @ 170mA
- Hermetically Sealed Module
- Field Replaceable SMA Connectors
- 55 °C to +85 °C Operating Temperature

General Description

The HMC-C072 is a GaAs HBT Ultra Low Noise Amplifier in a miniature, hermetic module designed to operate between 6 and 12 GHz. This high dynamic range amplifier module provides 11 dB of gain, 4.5 dB noise figure and up to 23 dB of output power with a single supply of +7V. The ultra low phase noise contribution of -167 dBc/Hz at 1 kHz offset, enables superior modulation accuracy within transceiver architectures. The wideband distributed amplifier I/O's are internally matched to 50 Ohms and DC blocked for robust performance. The module features removable SMA connectors which can be detached to allow direct connection of the I/O pins to a microstrip or coplanar circuit.

Electrical Specifications, $T_A = +25\text{ }^{\circ}\text{C}$, $V_{dc} = +7\text{V}$

Parameter	Min.	Typ.	Max.	Units
Frequency Range	6 - 12			GHz
Gain	9	11		dB
Gain Flatness		± 1		dB
Gain Variation Over Temperature		0.015		dB/ °C
Noise Figure		4.5		dB
Input Return Loss		15		dB
Output Return Loss		15		dB
Output Power for 1 dB Compression (P1dB)	17	20		dBm
Saturated Output Power (Psat)		22		dBm
Output Third Order Intercept (IP3)		34		dBm
Phase Noise @ 100 Hz, Psat, 10 GHz		-157		dBc/Hz
Phase Noise @ 1 kHz, Psat, 10 GHz		-167		dBc/Hz
Phase Noise @ 10 kHz, Psat, 10 GHz		-176		dBc/Hz
Phase Noise @ 100 kHz, Psat, 10 GHz		-180		dBc/Hz
Supply Current		170	200	mA

Information furnished by Analog Devices is believed to be accurate and reliable. However, no responsibility is assumed by Analog Devices for its use, nor for any infringements of patents or other rights of third parties that may result from its use. Specifications subject to change without notice. No license is granted by implication or otherwise under any patent or patent rights of Analog Devices. Trademarks and registered trademarks are the property of their respective owners.

For price, delivery, and to place orders: Analog Devices, Inc., One Technology Way, P.O. Box 9106, Norwood, MA 02062-9106
Phone: 781-329-4700 • Order online at www.analog.com
Application Support: Phone: 1-800-ANALOG-D

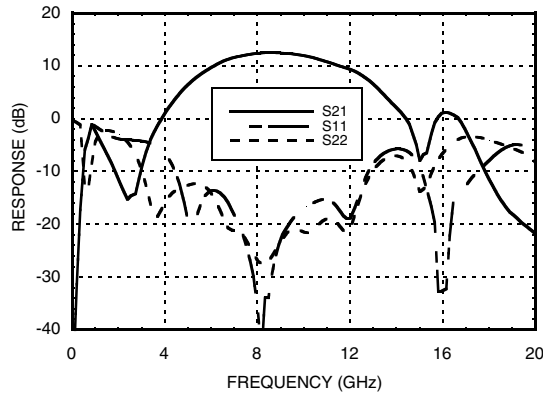


**ULTRA LOW PHASE NOISE
AMPLIFIER, 6 - 12 GHz**

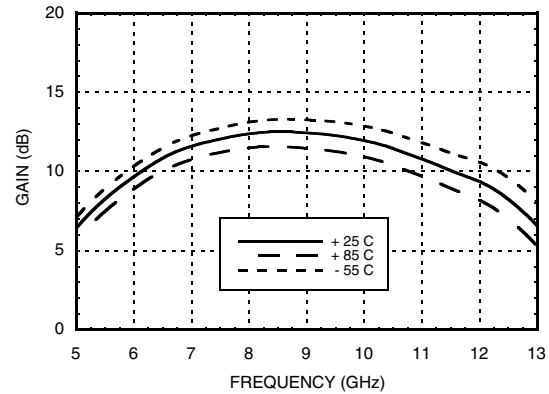
1

AMPLIFIERS

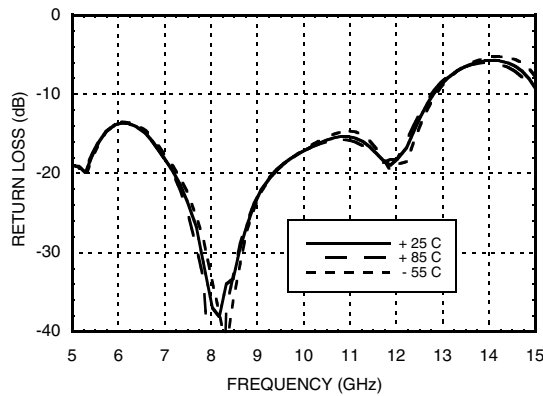
Gain & Return Loss



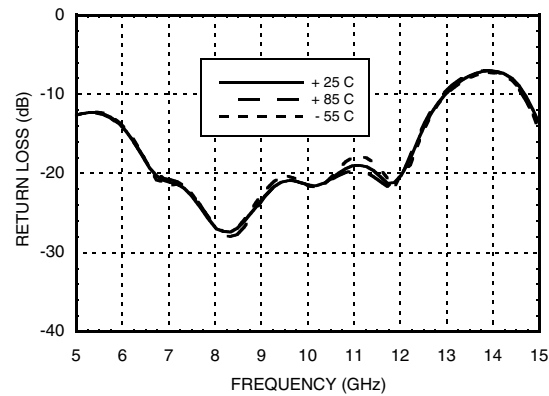
Gain vs. Temperature



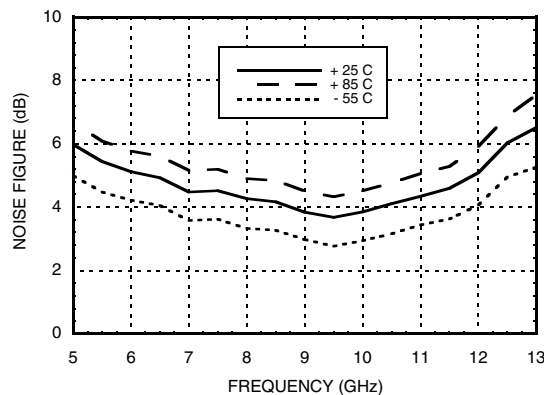
Input Return Loss vs. Temperature



Output Return Loss vs. Temperature



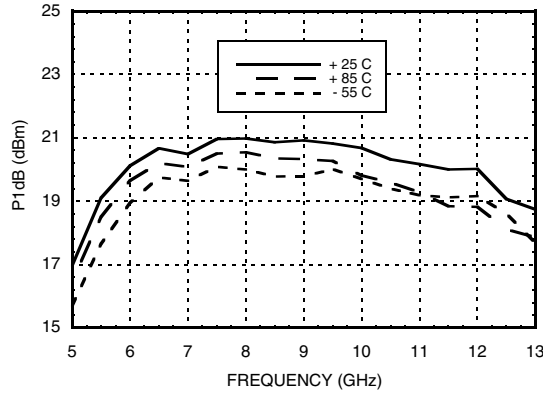
Noise Figure vs. Temperature



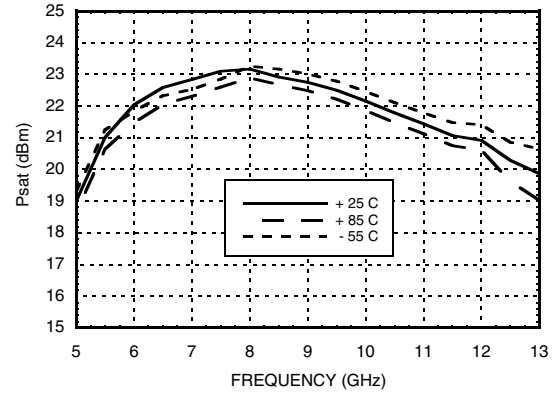


**ULTRA LOW PHASE NOISE
AMPLIFIER, 6 - 12 GHz**

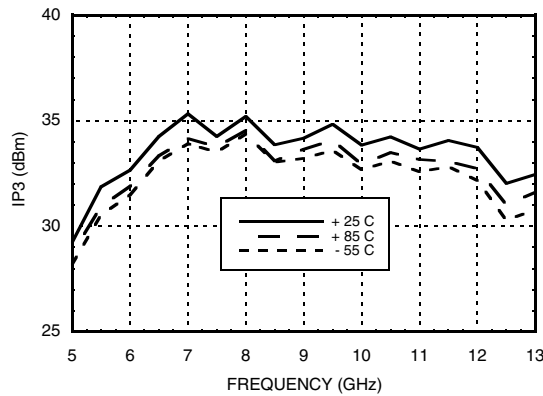
Output P1dB vs. Temperature



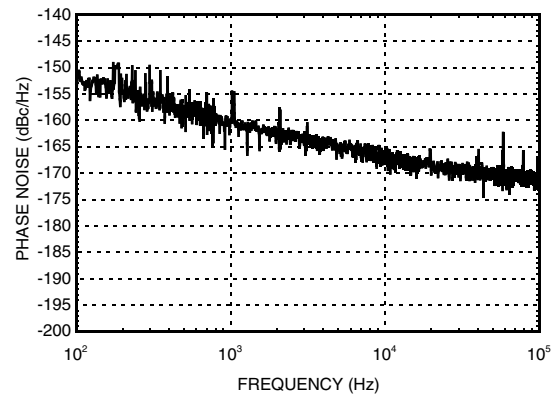
Output Psat vs. Temperature



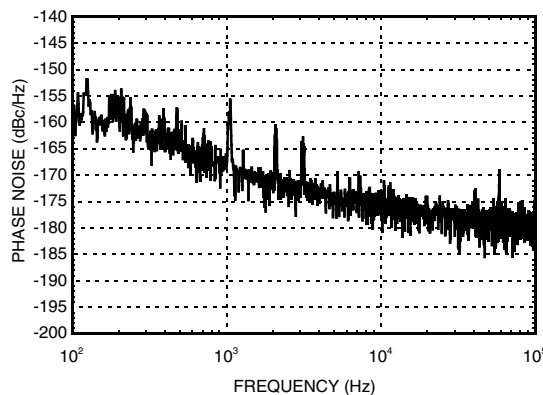
Output IP3 vs. Temperature



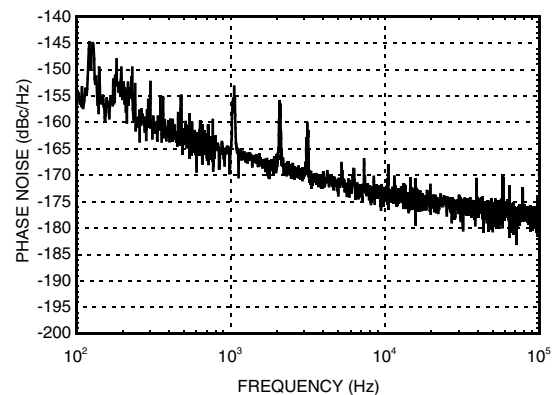
Phase Noise at Pout = 10 dBm @ 10 GHz



Phase Noise at Pout = P1dB @ 10 GHz



Phase Noise at Pout = Psat @ 10 GHz



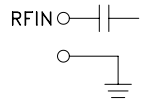
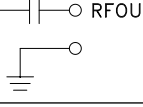



**ULTRA LOW PHASE NOISE
AMPLIFIER, 6 - 12 GHz**
Absolute Maximum Ratings

Bias Supply Voltage (Vdc)	+8V
RF Input Power (RFIN)	+15 dBm
Continuous P _{diss} (T = 85 °C)	1.62W
Channel Temperature	135 °C
Thermal Resistance	20 °C/W
Storage Temperature	-65 to +150 °C
Operating Temperature	-55 to +85 °C



**ELECTROSTATIC SENSITIVE DEVICE
OBSERVE HANDLING PRECAUTIONS**

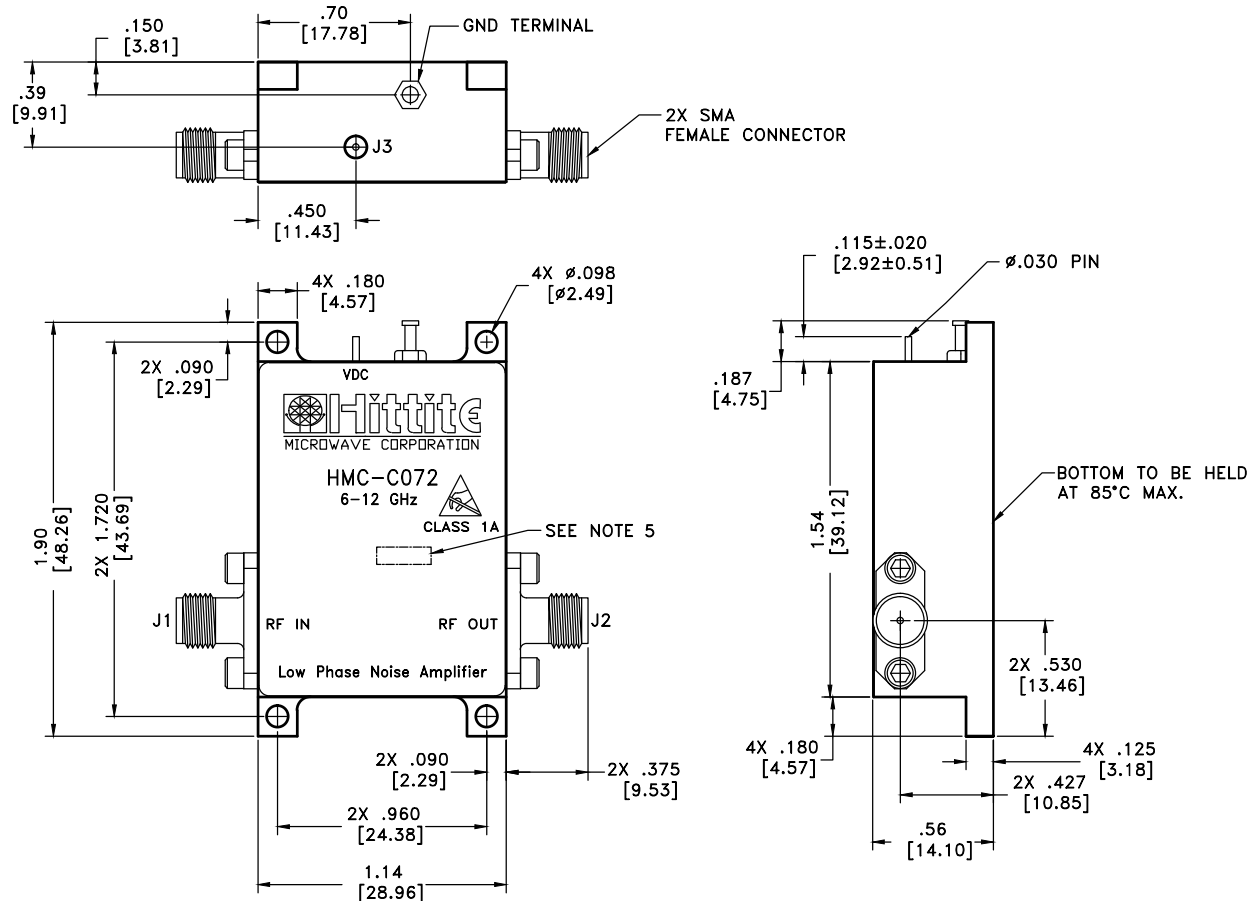
Pin Descriptions

Pin Number	Function	Description	Interface Schematic
1	RFIN & RF Ground	RF input connector, coaxial female, field replaceable. This pin is AC coupled and matched to 50 Ohms.	
2	RFOUT & RF Ground	RF output connector, coaxial female, field replaceable. This pin is AC coupled and matched to 50 Ohms.	
3	Vdc	Power supply voltage for the amplifier. (+7V to +8V)	
4	GND	Power supply ground.	



**ULTRA LOW PHASE NOISE
AMPLIFIER, 6 - 12 GHz**

Outline Drawing



Package Information

Package Type	C-16
Package Weight	107 gms ^[1]

[1] ±1 gms Tolerance

NOTES:

1. PACKAGE, LEADS, COVER MATERIAL: KOVAR™
2. FINISH: GOLD PLATE OVER NICKEL PLATE.
3. ALL DIMENSIONS ARE IN INCHES [MILLIMETERS].
4. TOLERANCES:
 - 4.1 .XX = ±.02
 - 4.2 .XXX = ±.010
5. MARK LOT NUMBER ON 0.080 X 0.250 LABEL WHERE SHOWN, WITH 0.030" MIN TEXT HEIGHT.



Notes:

v04.0711

HMC-C072

ULTRA LOW PHASE NOISE AMPLIFIER, 6 - 12 GHz

1

AMPLIFIERS

Mouser Electronics

Authorized Distributor

Click to View Pricing, Inventory, Delivery & Lifecycle Information:

[Analog Devices Inc.:](#)

[HMC-C072](#)