

HEAVY EQUIPMENT & MATERIAL HANDLING GRIPS

The G3 Universal Grips can be customized for top-of-the-line machines requiring high switch content, or to provide only basic control functions on lower tier units. The OTTO G3 Universal Grips have a modular design and were developed for use with OTTO's standard pushbuttons, rockers, toggles, Hall effect switches and the JH and JHM series Hall effect joystick. Both the Small Universal Grip and the Medium Universal Grip are easily customized with multiple switch configurations, quickly and without tooling charges.

Features:

- **Modular design eliminates the need for tooling charges**
- **Compatible with the OTTO JH and JHM series Hall effect Joysticks**
- **Small & medium sizes available**
- **Accommodates a full line of pushbutton, rocker, toggle, HP Hall effect & HPL proportional output series of switches**
- **Various mounting & termination options available**
- **Includes mounting adapter with boot ring**




Small Universal Grip
Shown Unpopulated
and with Pushbutton
and Rocker Switches

Medium Universal Grip
Shown with Pushbutton
and Rocker Switches



G3-C Universal
Contour Grip



Internal View



Custom Mounting
Adapters Available



G3-C Contour Grip
Available in Left-hand
and Right-hand Options



Custom
Terminations Available

SMALL UNIVERSAL GRIPS

Standard Characteristics/Ratings:

ELECTRICAL RATINGS:

K1 Switches

Electrical Rating @ 28 VDC 16 AMP Resistive Load; 7 AMP Inductive Load

Electrical Life 25,000 Cycles at Full Load

P9 Switches

Electrical Rating @ 28 VDC 5 AMP Resistive Load; 3 AMP Inductive Load

Electrical Life 25,000 Cycles at Full Load

MECHANICAL RATINGS

K1 Switches

Mechanical Life 100,000 Cycles

P9 Switches

Mechanical Life 1,000,000 Cycles

ENVIRONMENTAL:

Operating Temperature:	Units	Min	Typ	Max
	° C	-30	20	85

K1 Switches

Switch Seal Integrity Watertight per IP68S (1 meter) and IP69K

P9 Switches

Switch Seal Integrity Watertight per IP68S (1 meter) and IP69K

Grip

Seal Integrity Unsealed

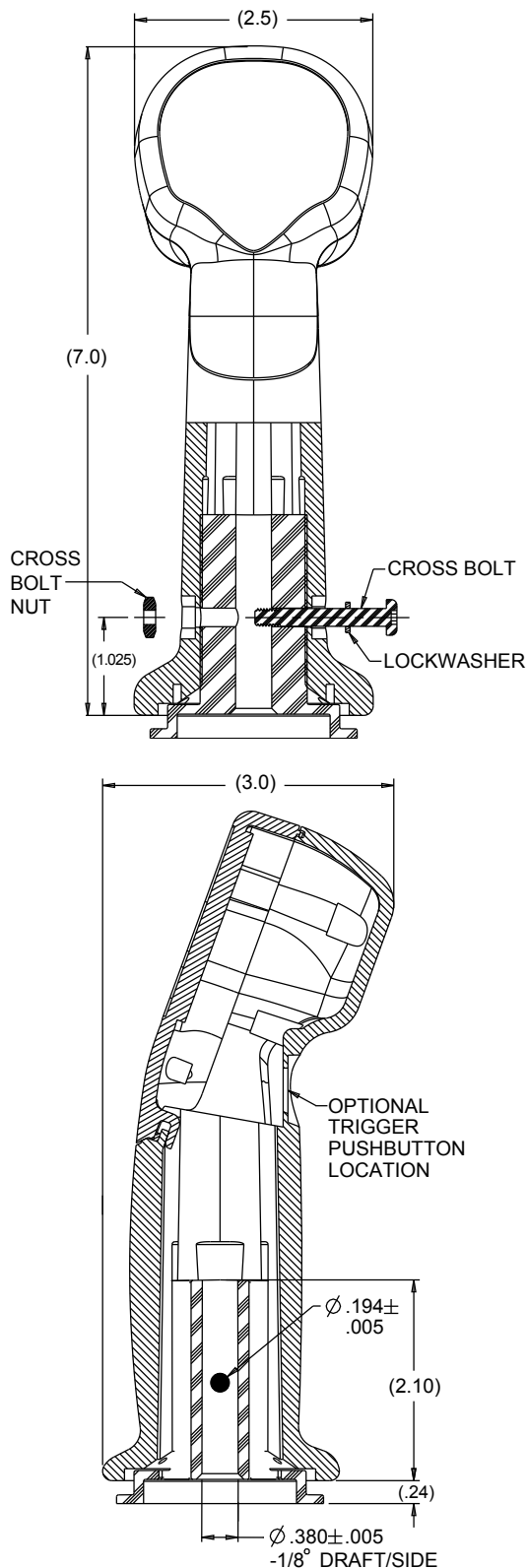
MATERIALS:

Handle Thermoplastic, Glass Reinforced, Black

Faceplate Thermoplastic, Glass Reinforced, Black

Mounting Hardware #10 Crossbolt with Nut and Lockwasher

Wires 22 AWG, UL Style 1569, (20" Long)



Note: All dimensions are for reference only.

G3-A SMALL UNIVERSAL GRIPS

G3-A
UNIVERSAL
GRIPS

HEAVY EQUIPMENT & MATERIAL HANDLING GRIPS

SMALL UNIVERSAL GRIPS

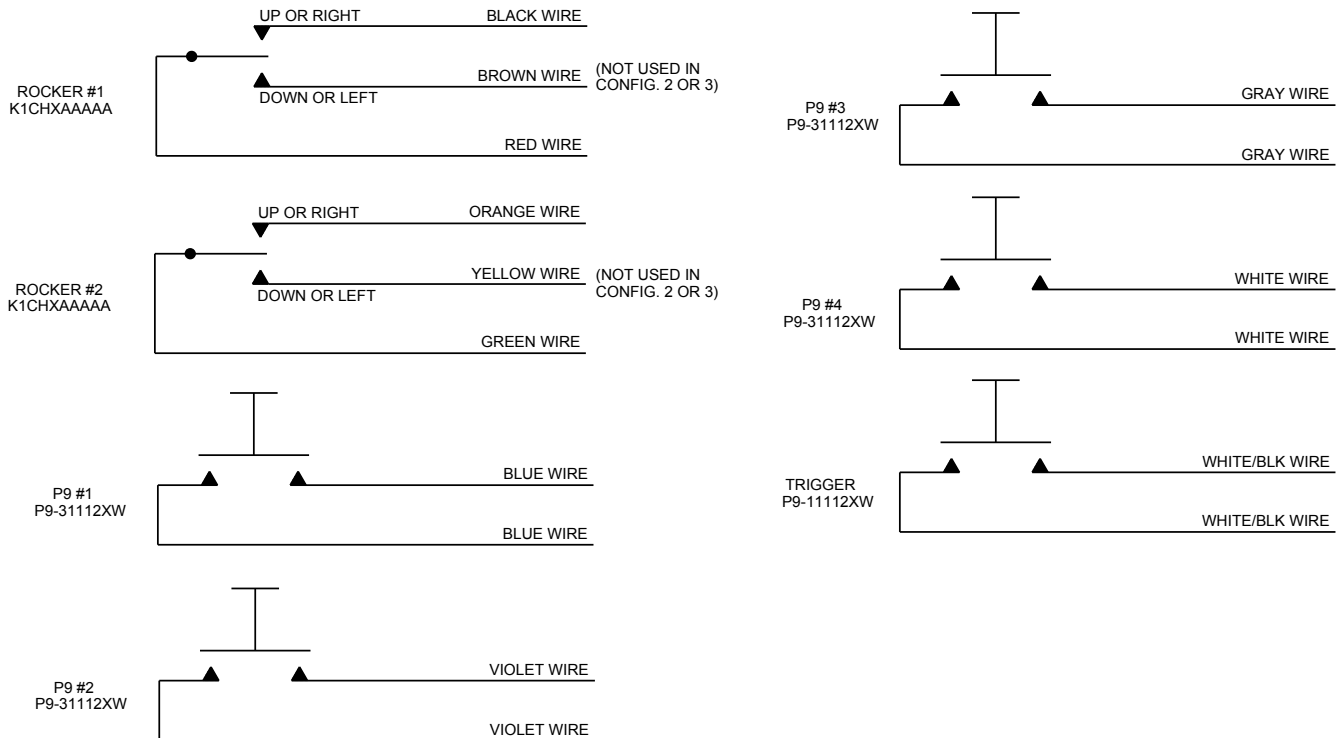
G3-A PART NUMBER CODE

	G3-A	X	XX	X	X	X	X	X	X
Configuration	Switches	Trigger Pushbutton in Handle	K1 Rocker #1 Style - Black *	K1 Rocker #2 Style - Black *	P9 Button #1 Color	P9 Button #2 Color	P9 Button #3 Color	P9 Button #4 Color	
1. Grip Only	See Configuration Sheet on next page	1. None 2. Black 3. Red	1. None 2. On-Off 3. (On)-Off 4. On-Off-On 5. (On)-Off-(On)	1. None 2. On-Off 3. (On)-Off 4. On-Off-On 5. (On)-Off-(On)	N. None 1. Red 2. Black 3. Orange 4. Yellow 5. Green 6. Blue 7. Violet 8. Gray 9. White	N. None 1. Red 2. Black 3. Orange 4. Yellow 5. Green 6. Blue 7. Violet 8. Gray 9. White	N. None 1. Red 2. Black 3. Orange 4. Yellow 5. Green 6. Blue 7. Violet 8. Gray 9. White	N. None 1. Red 2. Black 3. Orange 4. Yellow 5. Green 6. Blue 7. Violet 8. Gray 9. White	

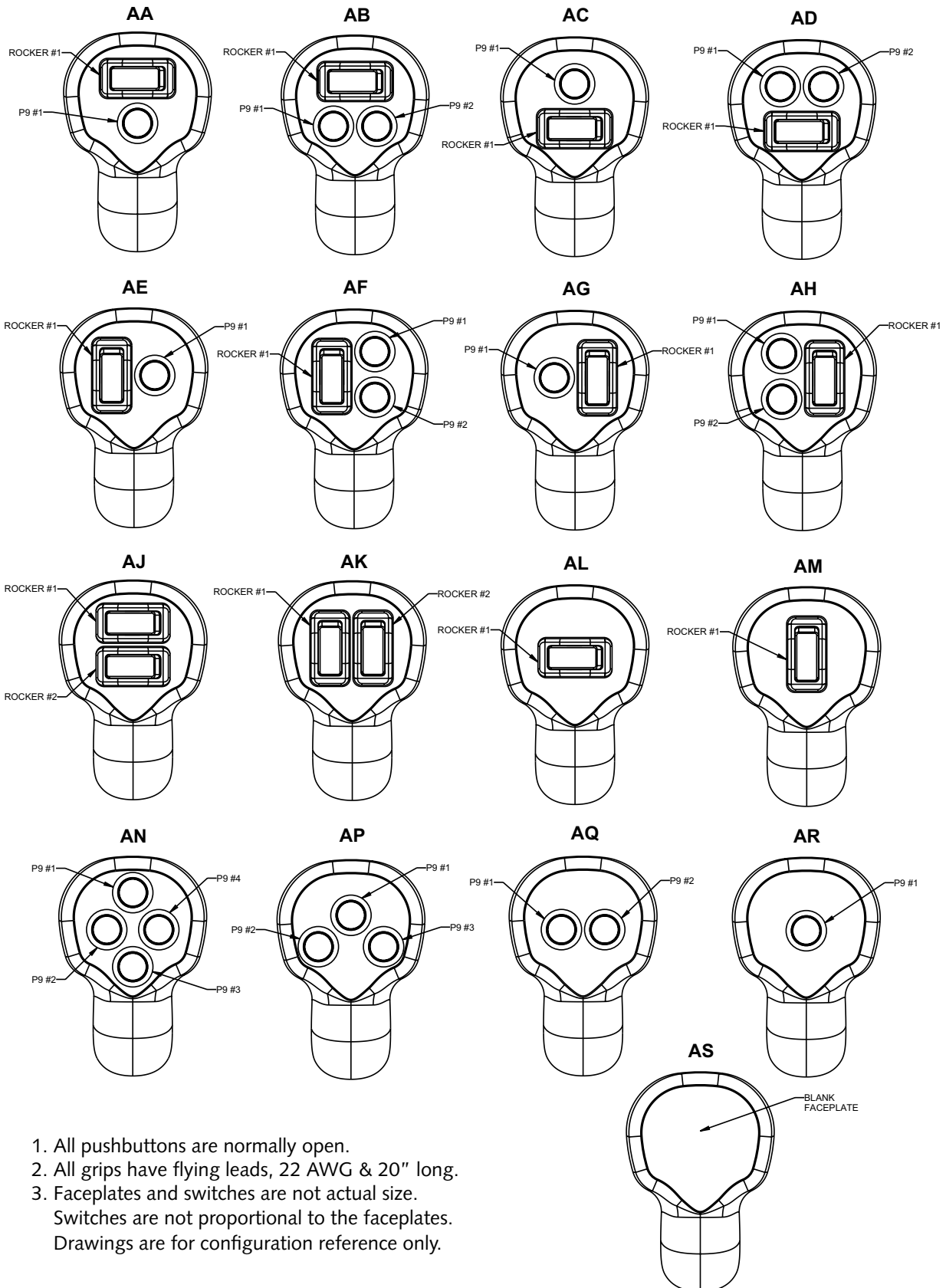
* () denotes momentary. On position or momentary position is up or to the right. Contact factory for rocker legends and additional color options.

* () denotes momentary. On position or momentary position is up or to the right. Contact factory for rocker legends and additional color options.

G3-A SMALL UNIVERSAL GRIPS SCHEMATICS



SMALL UNIVERSAL GRIPS SWITCH CONFIGURATIONS



Mouser Electronics

Authorized Distributor

Click to View Pricing, Inventory, Delivery & Lifecycle Information:

OTTO:

[G3-A1AL141NNNN](#) [G3-A1AQ111111NN](#) [G3-A1AQ11129NN](#) [G3-A1AQ11192NN](#) [G3-A1AS311NNNN](#)