

REDUCED DEAD BREAK, SNAP-ACTION, SINGLE BREAK, SUBMINIATURE, TWO WIDTHS

The B2D is a single break, snap action, subminiature basic switch with reduced dead break. It is designed for pressure transducers, level sensors and other applications where the difference between the breaking of the first circuit and the making of the second circuit needs to be as close as possible to zero.

As multi-circuit switches change from one circuit to another, there is always a small amount of time or distance where the actuator is depressed and the switch is not connected to either circuit. Dead break is the distance of actuator travel to cause the switch to transfer from one circuit to the other. OTTO's B2D closes that gap quicker than a traditional basic switch. It will outperform most switches when the actuator is being depressed very slowly, or when it is important for the application to minimize the time the switch is not connected to either circuit.


There are 13 terminal styles which include single turret solder style, double turret solder style, Quick Connect, PC pins and wires.

The B2D shares the same dimensions as OTTO's B2 basic switch, is a drop-in replacement and is available with or without lever actuators.

Able to withstand high vibration, OTTO's B2D is ideal for pressure sensing and level sensing in aerospace, off-road and marine applications.

Features:

- Choice of 0.156" and 0.200" wide models
- Logic level switching capability
- Choice of 13 standard terminal styles or wire leads
- Lever actuators available
- RoHS compliant



B2D Standard Characteristics/Ratings:

ELECTRICAL RATINGS:

| Load | Sea Level @ 28VDC or 115VAC, 60Hz | 50,000 feet @ 28VDC |
|-------------|-----------------------------------|---------------------|
| Resistive | 2A | 1A |
| Inductive | 1A | 0.5A |
| DWV | 1000Vrms | 400Vrms |
| Logic Level | 10mA at 5VDC | 10mA at 5VDC |

Electrical Life: 50,000 cycles

Mechanical Life: 50,000 cycles

Seal: Unsealed

Operating Temp Range: -55°C to +85°C

Operating Force: 10 oz max

Release Force: 1.0 oz min

Operate Point: 0.320 +/- 0.015 inches from mounting holes

Overtravel: 0.004 inches min

Movement Differential: 0.003 inches max

Pretravel: 0.020 inches max

Initial Dead Break: 0.0004 inches max

MATERIALS:

Cover: Thermoplastic, blue

Button: Thermoplastic, black

Terminal Hardware: None provided

Mounting Hardware: None provided

B2D PART NUMBER CODE

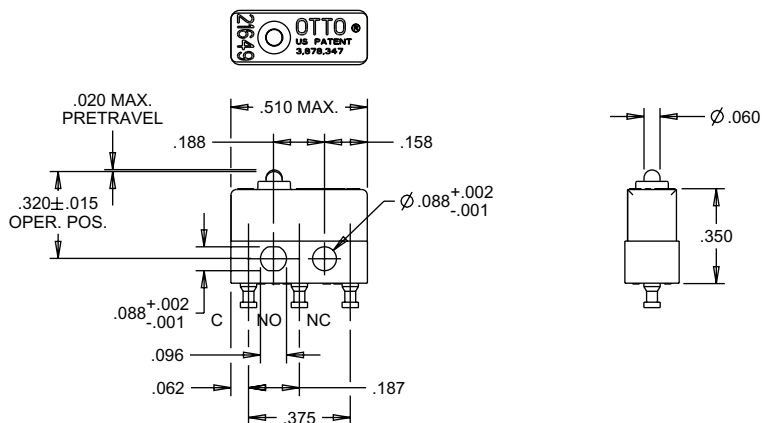
| B2D | - | X | X | X | X | X |
|----------------------------------|---|----------------|--|---|-----------------------|---|
| Model (Width/Construction) | | Actuator Style | Terminal Style | Operating Force/Max. Initial Dead Break | Movement Differential | Switch Ratings |
| 1. 0.156" Wide 2. 0.200" Wide | | 1. Button | 1. Single Solder Turret 2. Double Solder Turret 3. Quick Connect 4. PC Pin 0.150" long 5. PC Pin 0.270" long 6. PC Pin 0.090" long 7. Right Angle PC Pin 9. Right Angle, Opposite of 7 A. With 24 AWG Wires 06.0" long B. With 24 AWG Wires 12.0" long C. With 24 AWG Wires 18.0" long D. With 24 AWG Wires 24.0" long E. With 24 AWG Wires 30.0" long | 2. 10 oz max / 0.0004" | 1. 0.003" max | 1. High Level Ratings 3. Logic Level Ratings |

B2 BASICS WITH REDUCED DEAD BREAK

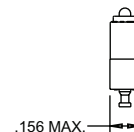
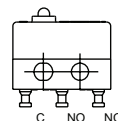
B2D
BASIC
SWITCHES

REDUCED DEAD BREAK, SINGLE BREAK, SNAP-ACTION, SUBMINIATURE, TWO WIDTHS

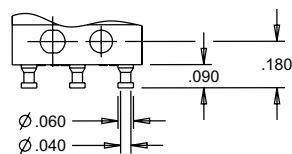
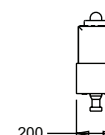
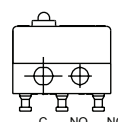
BASIC SWITCH (APPLIES TO ALL SWITCHES IN THIS DRAWING)



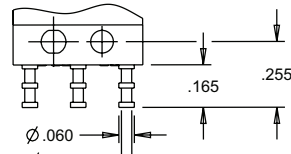
MODEL (WIDTH/CONSTRUCTION) 1
0.156" WIDE



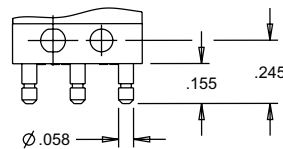
MODEL (WIDTH/CONSTRUCTION) 2
0.200" WIDE



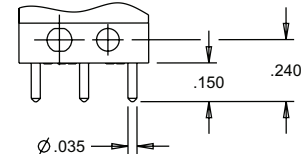
TERMINAL STYLE 1
SINGLE SOLDER TURRET



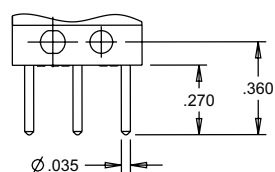
TERMINAL STYLE 2
DOUBLE SOLDER TURRET



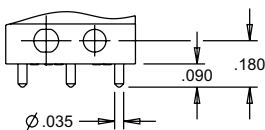
TERMINAL STYLE 3
QUICK CONNECT
MATES WITH AMP .058" RECEPTACLES



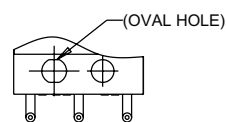
TERMINAL STYLE 4
PRINTED CIRCUIT PIN 0.150" LONG



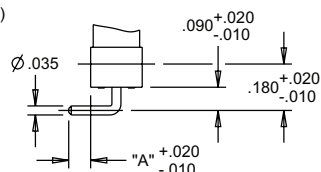
TERMINAL STYLE 5
PRINTED CIRCUIT PIN 0.270" LONG



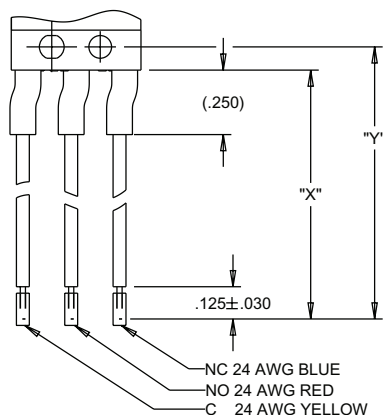
TERMINAL STYLE 6
PRINTED CIRCUIT PIN 0.090" LONG



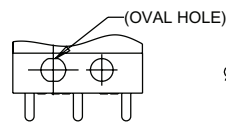
| SWITCH WIDTH | DIM. "A" |
|--------------|----------|
| .156 | .110 |
| .200 | .085 |



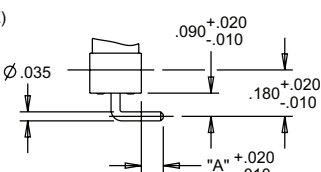
TERMINAL STYLE 7
RIGHT ANGLE PRINTED CIRCUIT PIN



WIRE TERMINAL STYLES



| SWITCH WIDTH | DIM. "A" |
|--------------|----------|
| .156 | .110 |
| .200 | .085 |



TERMINAL STYLE 9
RIGHT ANGLE, OPPOSITE OF 7

WIRE LENGTH FOR A, B, C, D and E

| WIRE LENGTH CODE | DIM. "X" | DIM. "Y" |
|------------------|-----------|-----------|
| A | 06.00±.38 | 06.09±.38 |
| B | 12.00±.50 | 12.09±.50 |
| C | 18.00±.50 | 18.09±.50 |
| D | 24.00±.50 | 24.09±.50 |
| E | 30.00±.75 | 30.09±.75 |

Mouser Electronics

Authorized Distributor

Click to View Pricing, Inventory, Delivery & Lifecycle Information:

OTTO:

[B2D-111213](#) [B2D-211211](#) [B2D-213213](#) [B2D-111211](#) [B2D-211213](#)