

The HJFC Hall Effect Foot Pedal is built to perform under the worst possible conditions. The unique design places Hall effect sensors and electronics behind a solid plastic diaphragm that separates the top and bottom halves of the front pedal, sealing the electronics in an IP68S rated enclosure. The bottom half of the pedal utilizes the same proven contactless analog output Hall effect technology used in OTTO joysticks and is available in J1939 and CANopen® formats. The CAN interface provides three analog input channels, 12 digital input channels and two digital output channels. It will withstand operating temperature extremes of -40°C to +85°C, is sealed to IP68S immersion requirements and passes EMI/RFI immunity testing to 100V/M.

The HJFC Hall Effect Foot Pedal provides a life of nine million cycles. The pedal's pivot point itself is also sealed against large debris. Customer specified features such as pretravel (dead band) and overtravel, along with a minimum and maximum output, are programmable. The sensor programming is completed in automated fixtures during assembly ensuring tight output tolerances. The HJFC Hall Effect Foot Pedal offers more performance features and a higher cycle and seal rating than any other foot pedal on the market.

Features:

- Outstanding EMI/RFI immunity
- Heavy gauge, corrosion-resistant metal
- Proven contactless analog output Hall effect technology
- J1939, CANopen® formats available
- Life expectancy of 9 million cycles
- Hall sensors & electronics are sealed against the elements, behind a solid plastic diaphragm that separates the top & bottom halves of the foot pedal
- Electronics are sealed to IP68S
- Pedal pivot point sealed against large debris
- Programmable pretravel (dead band) & overtravel along with minimum & maximum output
- Sensor programming is completed in automated fixtures during assembly ensuring tight output tolerances
- Reverse polarity protection available
- RoHS compliant



Bidirectional
(Dual Direction)
Foot Pedal

Standard Characteristics/Ratings:

MECHANICAL:

| | |
|-------------------------|------------------------------------|
| Mechanical Life: | 9,000,000 cycles |
| Vibration: | 10g, 24Hz to 2KHz swept sinusoidal |

TRAVEL ANGLE:

| | |
|--------------------------------|--|
| Degrees: | 13° nominal dual direction, 15° nominal single direction |
| Operating Force (lbs.): | 14.0 lbs. typical -40°C to +85°C at load reference point |
| Electrical Life: | 9,000,000 cycles |

ELECTRICAL RATINGS:

| Electrical | Units | Min | Typ | Max |
|--|------------|-------|-----|-------|
| Supply Current Per Sensor | mA | N/A | N/A | 10 |
| Output Resistance (Io ≤ -2mA) | Ω | N/A | 100 | N/A |
| Analog Supply Voltage (Option 1) | VDC | 4.5 | 5 | 5.5 |
| Analog Supply Voltage (Option 2) | VDC | 8 | 12 | 18 |
| Analog Output Voltage Tolerance at Center (see graph for output values) | VDC @ 5Vcc | -0.15 | N/A | +0.15 |
| Analog Output Voltage Tolerance at Full Travel (see graph for output values) | VDC @ 5Vcc | -0.15 | N/A | +0.15 |
| Limit Switch Supply Voltage (if applicable) | Volts | 5 | N/A | 30 |
| Limit Switch Actuation (if applicable) | Degrees | 1° | 2° | 3° |
| Analog Output Pretravel | Degrees | 1° | 2° | 3° |
| Analog Output Overtravel | Degrees | 1° | 2° | 3° |

Note: Limit switch outputs will source limit switch supply voltage when actuated.

ELECTRONICS:

| | |
|--------------|-------------------------|
| Seal: | Electronics IP68S |
| RFI: | Withstand per SAE J1113 |
| EMI: | Withstand per SAE J1113 |

ENVIRONMENTAL:

| | |
|------------------------------|------------------------------------|
| Operating Temp Range: | -40°C to +85°C |
| Humidity: | 96% RH, 70°C, 96 hours |
| Drop: | 1 Ft. Max. to Concrete |
| Vibration: | 10g, 24Hz - 2KHz; Swept Sinusoidal |
| Sand/Dust: | Withstand per SAE J1455 |

MATERIALS:

| | |
|---------------------------|---|
| Foot Pedal Plate: | Zinc and high corrosion trivalent chromate |
| Housing: | PPE/PA |
| Cable: | 22 AWG (19 strands of 34 AWG TSC) PVC/Polyurethane blend outer jacket |
| Mounting Hardware: | None provided |

HALL EFFECT FOOT PEDAL

HJFC
HALL EFFECT
FOOT PEDAL

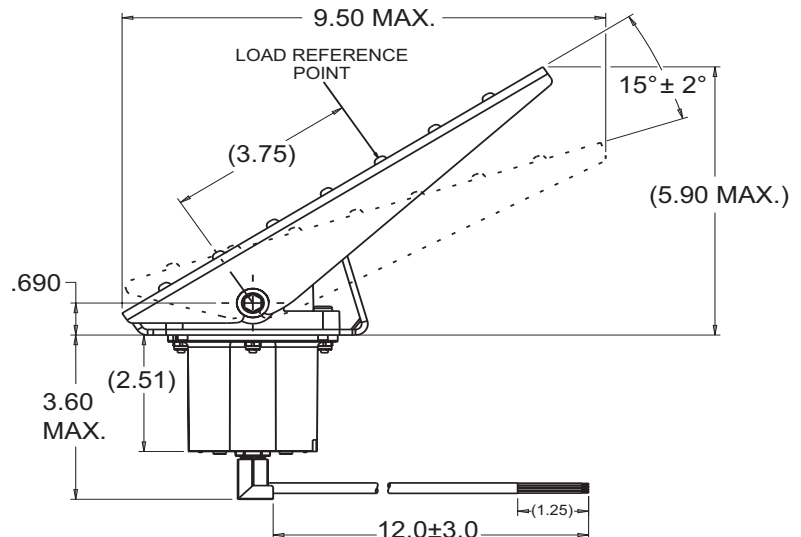
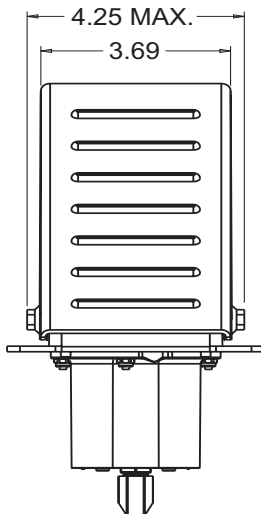
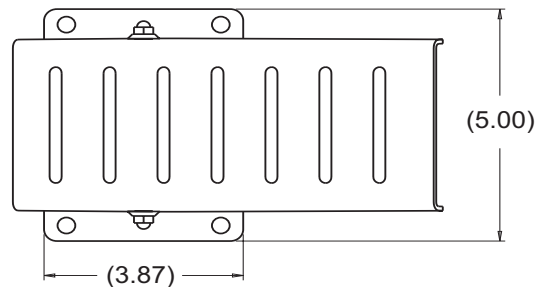
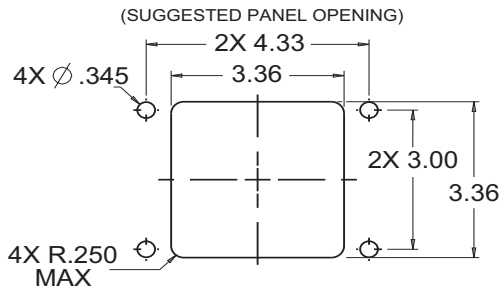
SINGLE DIRECTION & DUAL DIRECTION

HJFC PART NUMBER CODE

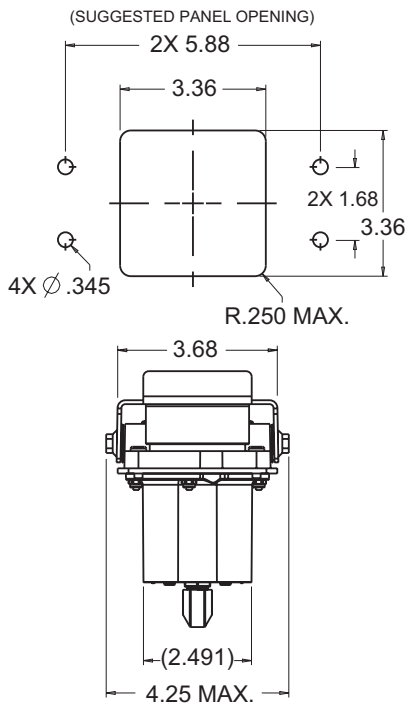
| Direction | Travel | Output* | Sealing | Power | Termination | Pedal |
|-----------|-----------------------------------|---|-----------------|---|--|----------------------|
| 1. Single | 1. 15 Degrees Single Direction | 1. Single Direction Analog Output: (Rest/Full) 0.5/4.5VDC | 1. Fully Sealed | 1. Regulated 5VDC Clean Supply, No Reverse Polarity Protection | 1. 0.225" Dia., 12" Cable, Unterminated | 1. Narrow Mounting** |
| 2. Dual | 2. 13 Degrees Dual Direction | 2. Dual Direction Analog Output: (REV/CTR/FWD) 0.5/2.5/4.5VDC | 2. Unsealed | 2. 12VDC Power Supply with Reverse Polarity Protection | | 2. Wide Mounting |
| | | 3. Dual Direction Analog Output: (REV/CTR/FWD) 0.5/2.5/4.5VDC & Dual Direction Position Indication | | 3. 24VDC Power Supply with Reverse Polarity Protection | | |
| | | 4. Dual Direction Dual Analog Output 1: (CTR/FWD) 0.5/4.5VDC Output 2: (REV/CTR) 4.5/0.5VDC | | | | |
| | | 5. Single Direction Analog Output: (Rest/Full) 0.5/4.5VDC & Single Direction Position Indication | | | | |
| | | 6. Single Direction Dual Analog Output 1: (Rest/Full) 0.5/4.5VDC Output 2: (Rest/Full) 4.5/0.5VDC | | | | |
| | | 7. Dual Direction Dual Analog Output 1: (REV/CTR/FWD) 0.5/2.5/4.5VDC Output 2: (REV/CTR/FWD) 0.5/2.5/4.5VDC | | | | |
| | | 8. Dual Direction Dual Analog Output 1: (REV/CTR/FWD) 0.5/2.5/4.5 Output 2: (REV/CTR/FWD) 4.5/2.5/0.5 | | | | |

* Additional configurations are available. Contact factory.
** Single direction not available in narrow mounting.

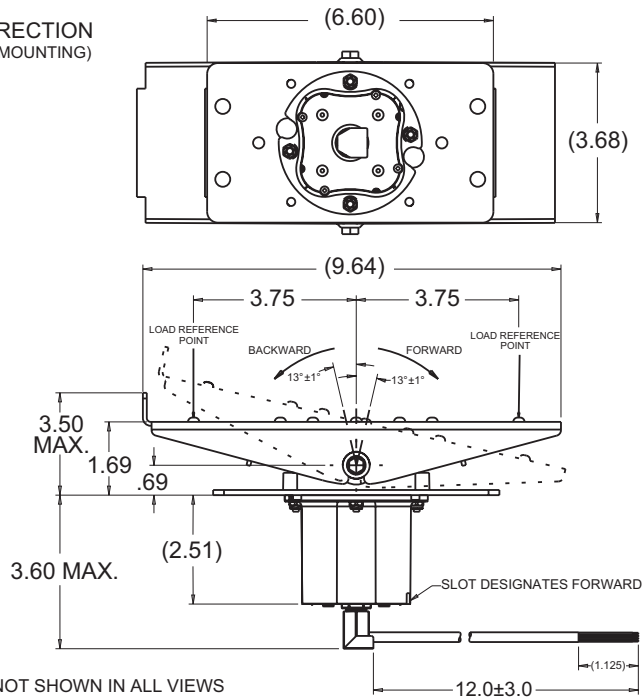
SINGLE DIRECTION WIDE MOUNTING



SINGLE DIRECTION & DUAL DIRECTION

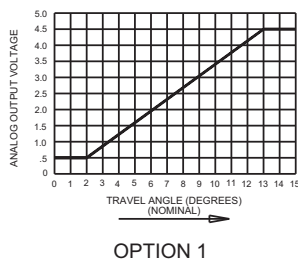


DUAL DIRECTION
(NARROW MOUNTING)

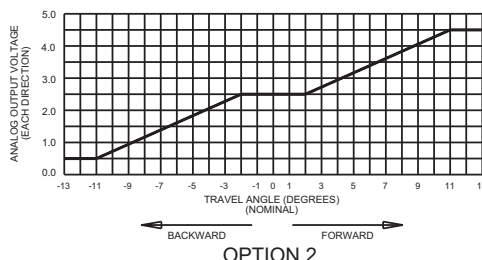


CABLE NOT SHOWN IN ALL VIEWS

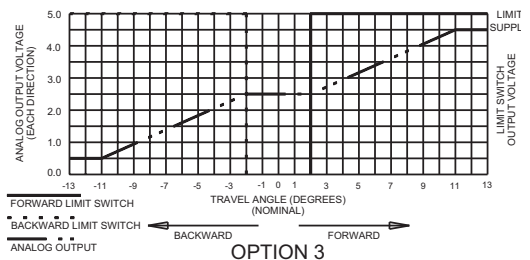
OUTPUT OPTIONS



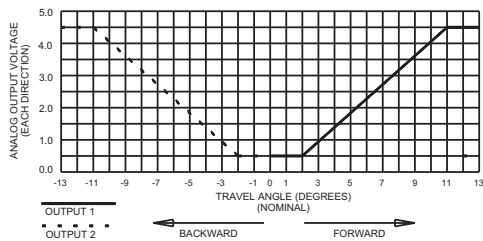
OPTION 1



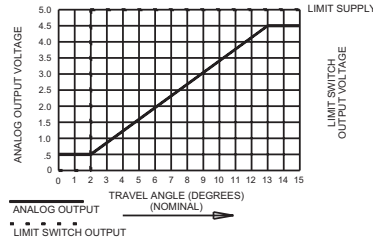
OPTION 2



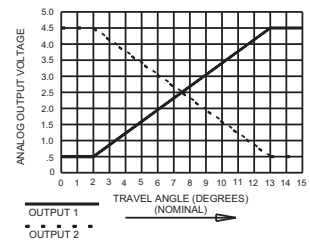
OPTION 3



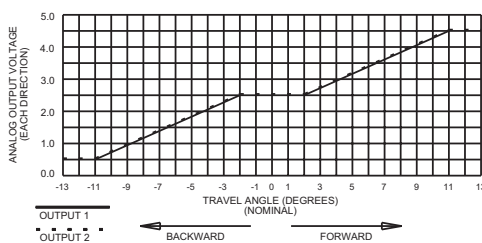
OPTION 4



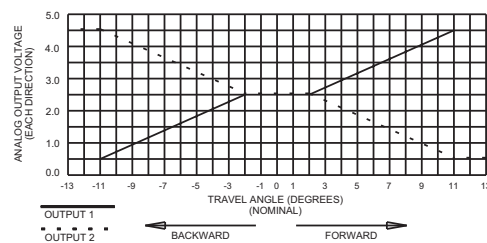
OPTION 5



OPTION 6



OPTION 7



OPTION 8

Mouser Electronics

Authorized Distributor

Click to View Pricing, Inventory, Delivery & Lifecycle Information:

OTTO:

[HJFC-2231312](#) [HJFC-1151312](#)