

G3-D CONTROL GRIP

The rugged, ergonomically designed G3-D Control Grip can be configured with a rocker switch or a pushbutton at the top of the grip handle, and an operator presence trigger switch to help prevent inadvertent actuation. Top mount and bottom mount are both available as standard offerings.

The G3-D grip can be assembled with OTTO's JHM joystick, providing a variety of gating options including single axis, dual axis, friction held and omni-directional. Output choices include analog, PWM, USB, CANopen and CANbus.

The G3-D Control Grip works well in industrial, agricultural, mining, utility and construction applications such as aerial work platforms, scissor lifts, bucket trucks, telehandlers, trenchers and track trucks.



Top Mount G3-D with Rocker Switch and Operator Presence

Features:

- Operator Presence Option
- Rocker or pushbutton switch options for the top of the handle
- Switches sealed to IP68S
- Top mount or bottom mount
- Can be assembled with an OTTO JHM joystick
- RoHS compliant



G3-D with Rocker Switch, Operator Presence and Top Mount JHM Joystick



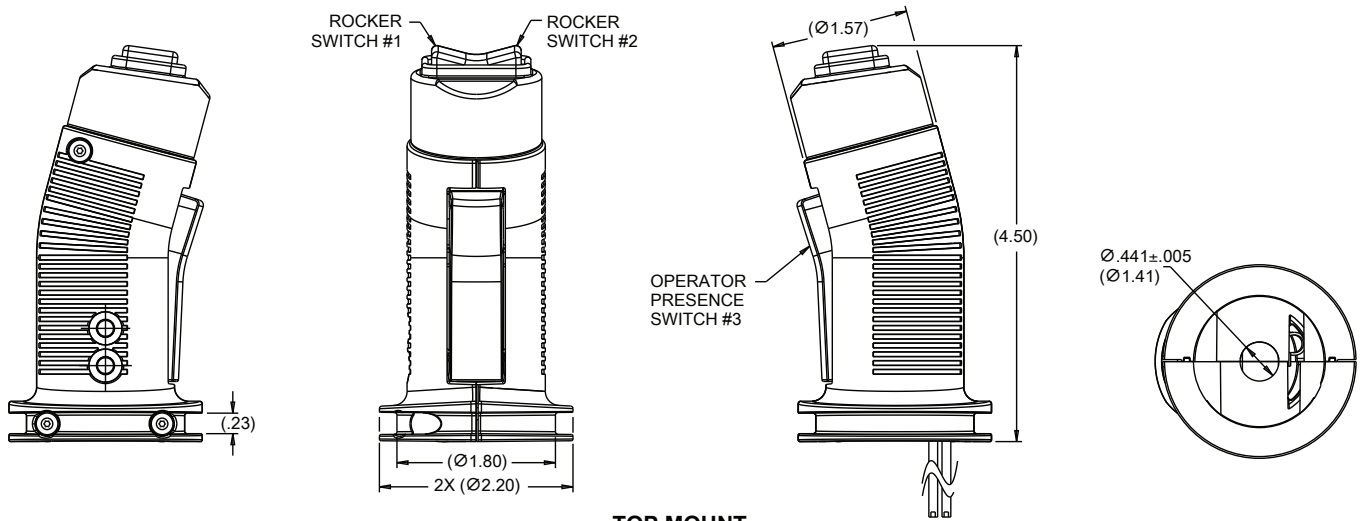
G3-D with Pushbutton and Bottom Mount JHM Joystick

Standard Characteristics/Ratings:				
ELECTRICAL RATINGS:				
P9 Switches				
Electrical Rating @ 28 VDC	50mA Resistive Load			
Electrical Life	1,000,000 Cycles			
MECHANICAL RATINGS				
P9 Switches				
Mechanical Life	1,000,000 Cycles			
ENVIRONMENTAL:				
Operating Temperature:	Units ° C	Min -40	Typ 20	Max 85
P9 Switches				
Enclosure Design	ISO 20653, IP68S - Dusttight, Continuous Immersion, 1 Meter For 31 Minutes, Static During Test(s)			
Grip				
Enclosure Design	ISO 20653, IP65 - Dusttight, Water Jets, Static During Test(s)			
MATERIALS:				
Grip Halves, Faceplate	Thermoplastic, Glass Reinforced, Black			
Lever, Rocker	Thermoplastic, Unfilled, Black			
Boot	Elastomer, 40 Durometer, Black			

G3-D PART NUMBER CODE

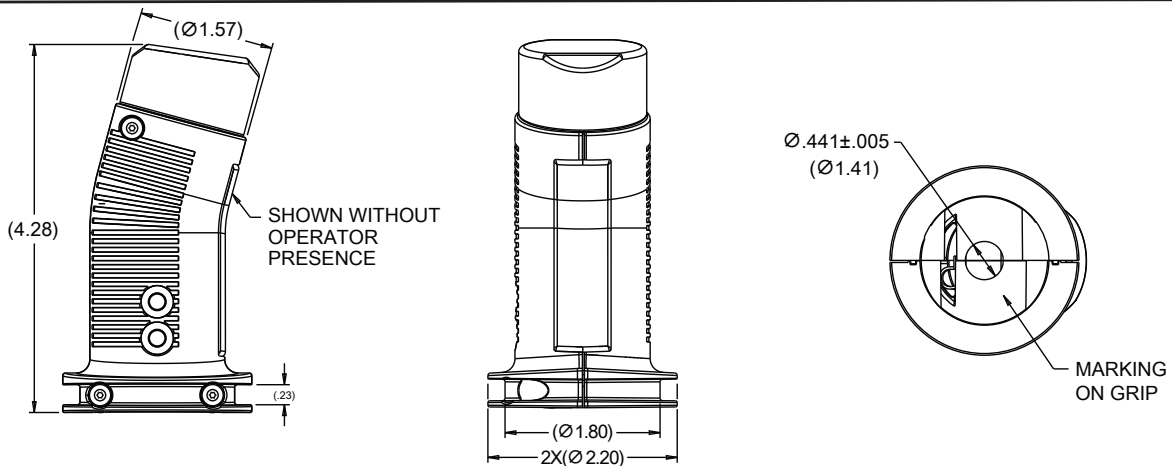
G3-D	X	XX	X	X
Mounting		Configuration	OP & PB Configuration	Termination
1. Top Mount		11. Rocker (ON)-OFF-(ON) and Operator Presence	1. None	N. No Wires***
2. Bottom Mount		22. Rocker (ON)-OFF-(ON) and No Operator Presence	2. Normally Open (NO)	1. 20" Flying Leads 22 AWG
		33. One Pushbutton and Operator Presence	3. 2 Circuit (NO/NC)*	
		44. One Pushbutton and No Operator Presence	4. 2 Circuit (NO/NC)**	
		55. No Pushbutton, No Rocker and Operator Presence		
		66. No Pushbutton, No Rocker and No Operator Presence		
			* for options 11 (Operator Presence), 44, 55	
			** for option 33	
			*** can only be used with configuration 66.	

HEAVY EQUIPMENT AND MATERIAL HANDLING GRIPS



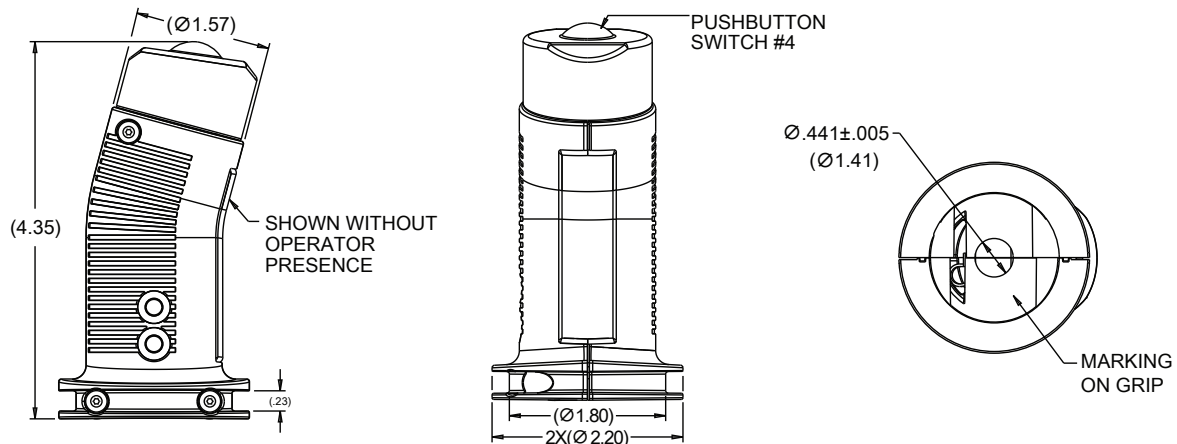
**TOP MOUNT
ROCKER AND OPERATOR PRESENCE CONFIGURATION**

Wires not shown in all views for clarity



**TOP MOUNT
NO SWITCHES CONFIGURATION**

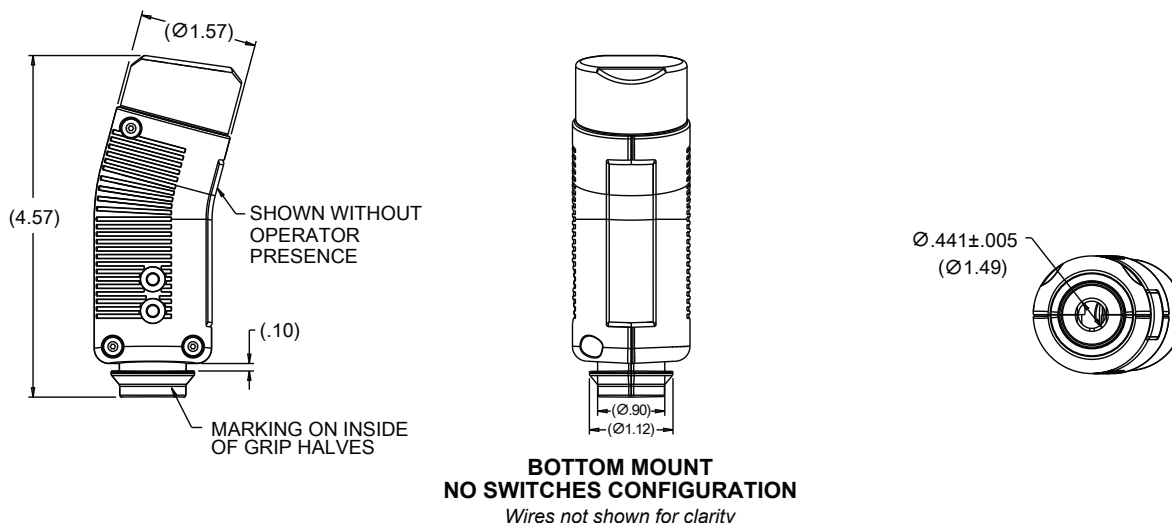
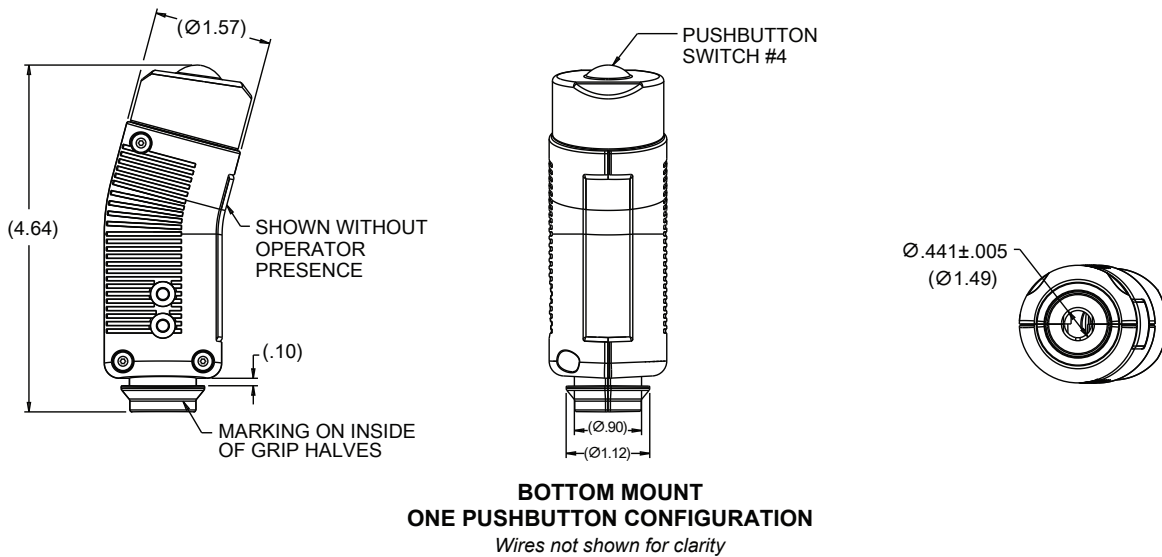
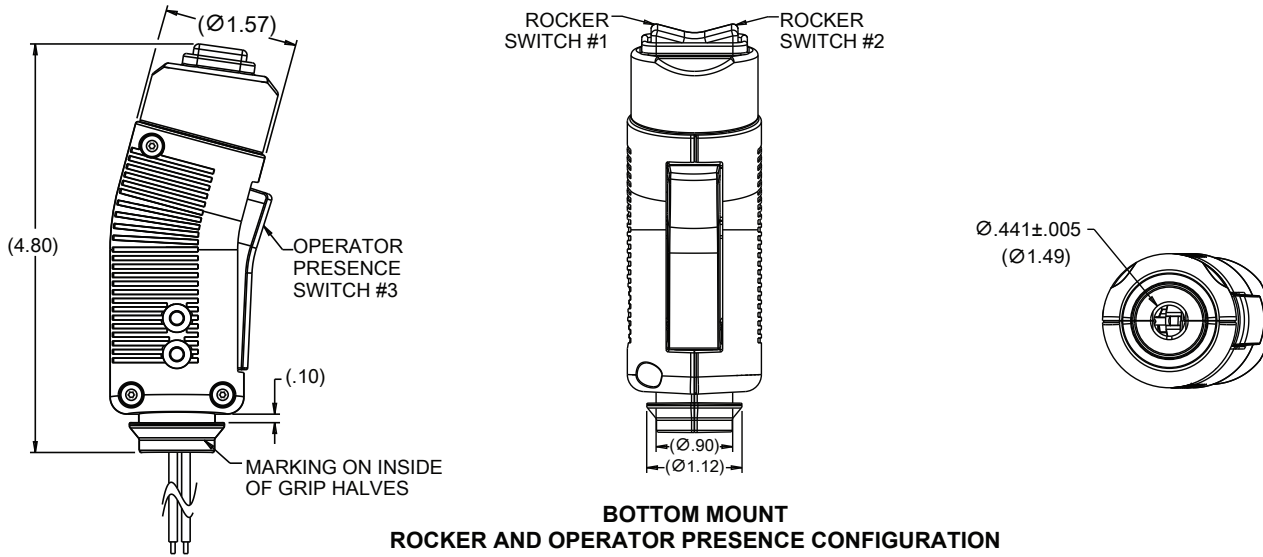
Wires not shown for clarity



**TOP MOUNT
ONE PUSHBUTTON CONFIGURATION**

Wires not shown for clarity

HEAVY EQUIPMENT AND MATERIAL HANDLING GRIPS



Mouser Electronics

Authorized Distributor

Click to View Pricing, Inventory, Delivery & Lifecycle Information:

OTTO:

[G3-D23321](#) [G3-D25531](#)