


PTS641 Series

SMT Top Actuated Switches



Features/Benefits

- 6.3 x 6.3 mm footprint
- Multiple heights
- Ground pin option

Typical Applications

- Metering
- White goods
- Home and garden equipment

Specification

FUNCTION: Momentary action

CONTACT ARRANGEMENT: 1 make contact = SPST N.O.

TERMINALS: G type for SMT

Mechanical

TRAVEL: 0.20 mm \pm 0.15 mm for 160 & 250 gf

0.30 mm \pm 0.15 mm for 320 gf

OPERATING LIFE: 200,000 cycles for 160 gf version

100,000 cycles for 250 gf & 320 gf versions

OPERATION FORCE: 160 gf \pm 50 gf blue actuator

250 gf \pm 50 gf red actuator

320 gf \pm 80 gf black actuator

Packaging

Switches in reels of 1,500 pieces.

Dimensions of reels according to EIA 481B

External diameter 330 mm

Electrical

MAXIMUM VOLTAGE: 12 VDC

MAXIMUM CURRENT DC: 50 mA

DIELECTRIC STRENGTH: 250 VA C (1mn)

CONTACT RESISTANCE: 100 m Ω

INSULATION RESISTANCE: \geq 100 M Ω

BOUNCE TIME: < 5 ms

Environmental

OPERATING TEMPERATURE: -20°C to 85°C

Process

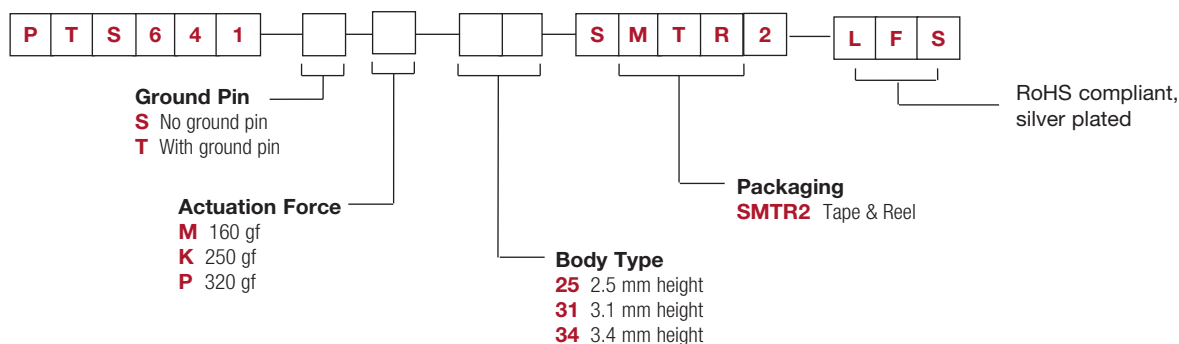
SOLDERING: This component is suited to the following methods:

Infrared Reflow Soldering in accordance with IEC61760-1

NOTE: Specifications listed above are for switches with standard options.
For information on specific and custom switches, consult Customer Service Center.

How To Order

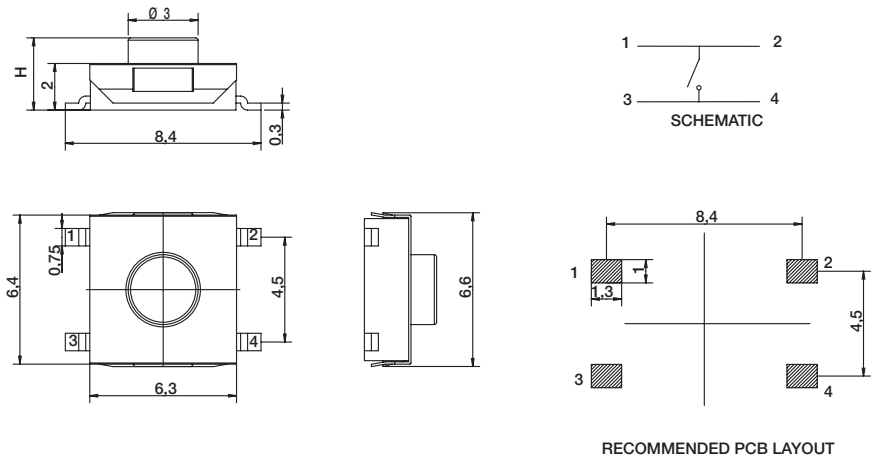
Our easy build-a-switch concept allows you to mix and match options to create the switch you need. To order, select desired option from each category and and place it in the appropriate box.



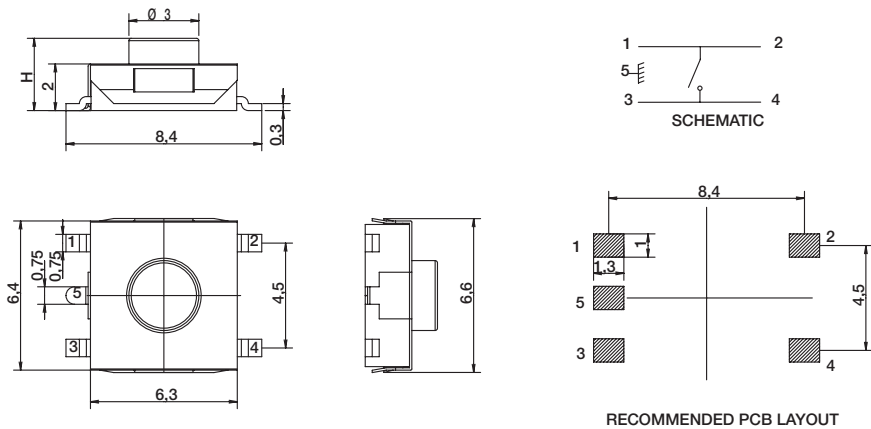
PTS641 Series

SMT Top Actuated Switches

NO GROUND PIN H = 2.5, 3.1, or 3.4 mm



GROUND PIN H = 2.5, 3.1, or 3.4 mm



Mouser Electronics

Authorized Distributor

Click to View Pricing, Inventory, Delivery & Lifecycle Information:

C&K Switches:

[PTS641SK25SMTR2LFS](#) [PTS641SM31SMTR2LFS](#) [PTS641SK31SMTR2LFS](#) [PTS641TM34SMTR2LFS](#)
[PTS641SP25SMTR2LFS](#) [PTS641TK31SMTR2LFS](#) [PTS641TP31SMTR2LFS](#) [PTS641SP31SMTR2LFS](#)
[PTS641SP34SMTR2LFS](#) [PTS641SM34SMTR2LFS](#) [PTS641TM25SMTR2LFS](#) [PTS641SK34SMTR2LFS](#)
[PTS641TK25SMTR2LFS](#) [PTS641TK34SMTR2LFS](#) [PTS641TP25SMTR2LFS](#) [PTS641TP34SMTR2LFS](#)