


# CRE Series 10mm DIP Coded Rotary Switches

## Features/Benefits

- **Process sealed – withstands soldering and cleaning**
- **Thru-hole and surface mount models**
- **New designs with different actuators**
- **RoHS compatible and compliant**
- **New generation price competitive**
- **IP65**

## Typical Applications

- **Address switching applications**
- **Data storage devices**
- **Computer and peripherals**
- **Instrumentation**



H

DIP

## Specifications

CONTACT RATING: 42 V DC 150mA (switching), 200mA (non-switching)

MECHANICAL & ELECTRICAL LIFE: 10,000 cycles

INITIAL CONTACT RESISTANCE: 200 mΩ max.

INSULATION RESISTANCE: 100 MΩ min.

OPERATING TEMPERATURE: -40°C to 85°C.

STORAGE TEMPERATURE: -40°C to 85°C.

OPERATING FORCE: 700 gf max.

SOLDER CONDITIONS:

- Straight and right-angle types: Iron soldering 2s/340°C, wave soldering 5s/280°C
- Through-hole and SMT types: Iron soldering 2s/340°C, wave soldering: 5s/280°C, reflow soldering 10s/260°C

SOLDERABILITY: Dip and look solderability testing per C&K spec #448

PACKAGING: Switches are supplied in rigid dispensing tubes in full-tube quantities only, this may affect order quantities. Number of switches per tube varies with model. Tape and reel packing also available with exception for the right-angle "A" type terminations.

## Materials

COVER:

- Straight and right-angle types: Nylon#66 (G45%)
- Through-hole and SMT types: LCP (G30%)

BASE:

- Straight and right-angle types: Nylon#66 (G45%)
- Through-hole and SMT types: LCP (G30%)

ACTUATOR:

- Straight and right-angle types: Poly Acetal
- Through-hole and SMT types: Nylon#66 (G45%)

CONTACTS: Brass with Gold nickel plating

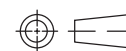
TERMINALS: Brass with Gold nickel plating

## How To Order

The Build-A Switch concept allows you to mix and match options to create the switch you need. Below is a complete listing of options shown in catalog. To order, simply select desired option from each category and place in the appropriate box.

|                            |             |               |                  |                         |              |                     |  |
|----------------------------|-------------|---------------|------------------|-------------------------|--------------|---------------------|--|
| <div>C R E</div>           |             |               |                  |                         |              |                     |  |
| <b>Number of positions</b> |             | <b>Coding</b> |                  | <b>Shape of surface</b> |              | <b>Actuator</b>     |  |
| <b>04</b>                  | 4 position  | <b>R</b>      | Real or BCD code | <b>OT</b>               | Octagon Type | <b>M0</b>           | Flush, Screw type "->" [Slot Screw Drive Type]                     |
| <b>06</b>                  | 6 position  | <b>C</b>      | Complement code  | <b>RD</b>               | Round Type   | <b>M1</b>           | Flush, Screw type "+" [Cross Screw Drive Type]                     |
| <b>08</b>                  | 8 position  |               |                  |                         |              | <b>L0</b>           | Extended, Screw type "->" [Slot Screw Drive Type]                  |
| <b>10</b>                  | 10 position |               |                  |                         |              | <b>P0</b>           | Protrusion, Screw type "->" [Slot Screw Drive Type]                |
| <b>16</b>                  | 16 position |               |                  |                         |              | <b>P1</b>           | Protrusion, Screw type "+" [Cross Screw Drive Type]                |
|                            |             |               |                  |                         |              | <b>Terminations</b> |  |
|                            |             |               |                  |                         |              | <b>A</b>            | Right Angle, PC Thru-hole<br>(Only available for actuator M0 & M1) |
|                            |             |               |                  |                         |              | <b>C</b>            | PC Thru-hole   |
|                            |             |               |                  |                         |              | <b>S</b>            | Gull Wing  |
|                            |             |               |                  |                         |              | <b>Packaging</b>    |  |
|                            |             |               |                  |                         |              | <b>(None)</b>       | Tube   |
|                            |             |               |                  |                         |              | <b>R</b>            | Tape & Reel<br>(Not available for termination type A & C)          |

Remarks in Annotation



Third Angle  
Projection

# CRE Series 10mm DIP Coded Rotary Switches

## CODING

### R Real Code

04 POSITION

|             | C | 1 | 2 | 4 | 8 |
|-------------|---|---|---|---|---|
| 04 POSITION |   |   |   |   |   |
| 0           | • |   |   |   |   |
| 1           | • | • |   |   |   |
| 2           | • | • | • |   |   |
| 3           | • | • | • | • |   |

06 POSITION

|             | C | 1 | 2 | 4 | 8 |
|-------------|---|---|---|---|---|
| 06 POSITION |   |   |   |   |   |
| 0           | • |   |   |   |   |
| 1           | • | • |   |   |   |
| 2           | • | • | • |   |   |
| 3           | • | • | • | • |   |
| 4           | • | • | • | • | • |
| 5           | • | • | • | • | • |

08 POSITION

|             | C | 1 | 2 | 4 | 8 |
|-------------|---|---|---|---|---|
| 08 POSITION |   |   |   |   |   |
| 0           | • |   |   |   |   |
| 1           | • | • |   |   |   |
| 2           | • | • | • |   |   |
| 3           | • | • | • | • |   |
| 4           | • | • | • | • | • |
| 5           | • | • | • | • | • |
| 6           | • | • | • | • | • |
| 7           | • | • | • | • | • |


10 POSITION

|             | C | 1 | 2 | 4 | 8 |
|-------------|---|---|---|---|---|
| 10 POSITION |   |   |   |   |   |
| 0           | • |   |   |   |   |
| 1           | • | • |   |   |   |
| 2           | • | • | • |   |   |
| 3           | • | • | • | • |   |
| 4           | • | • | • | • | • |
| 5           | • | • | • | • | • |
| 6           | • | • | • | • | • |
| 7           | • | • | • | • | • |
| 8           | • | • | • | • | • |
| 9           | • | • | • | • | • |

16 POSITION

|             | C | 1 | 2 | 4 | 8 |
|-------------|---|---|---|---|---|
| 16 POSITION |   |   |   |   |   |
| 0           | • |   |   |   |   |
| 1           | • | • |   |   |   |
| 2           | • | • | • |   |   |
| 3           | • | • | • | • |   |
| 4           | • | • | • | • | • |
| 5           | • | • | • | • | • |
| 6           | • | • | • | • | • |
| 7           | • | • | • | • | • |
| 8           | • | • | • | • | • |
| 9           | • | • | • | • | • |
| A           | • | • | • | • | • |
| B           | • | • | • | • | • |
| C           | • | • | • | • | • |
| D           | • | • | • | • | • |
| E           | • | • | • | • | • |
| F           | • | • | • | • | • |

PIN 1 INDICATOR



### C Complement Code

04 POSITION

|             | C | 1 | 2 | 4 | 8 |
|-------------|---|---|---|---|---|
| 04 POSITION |   |   |   |   |   |
| 0           | • | • | • | • | • |
| 1           | • | • | • | • | • |
| 2           | • | • | • | • | • |
| 3           | • | • | • | • | • |

06 POSITION

|             | C | 1 | 2 | 4 | 8 |
|-------------|---|---|---|---|---|
| 06 POSITION |   |   |   |   |   |
| 0           | • | • | • | • | • |
| 1           | • | • | • | • | • |
| 2           | • | • | • | • | • |
| 3           | • | • | • | • | • |
| 4           | • | • | • | • | • |
| 5           | • | • | • | • | • |

08 POSITION

|             | C | 1 | 2 | 4 | 8 |
|-------------|---|---|---|---|---|
| 08 POSITION |   |   |   |   |   |
| 0           | • | • | • | • | • |
| 1           | • | • | • | • | • |
| 2           | • | • | • | • | • |
| 3           | • | • | • | • | • |
| 4           | • | • | • | • | • |
| 5           | • | • | • | • | • |
| 6           | • | • | • | • | • |
| 7           | • | • | • | • | • |


10 POSITION

|             | C | 1 | 2 | 4 | 8 |
|-------------|---|---|---|---|---|
| 10 POSITION |   |   |   |   |   |
| 0           | • | • | • | • | • |
| 1           | • | • | • | • | • |
| 2           | • | • | • | • | • |
| 3           | • | • | • | • | • |
| 4           | • | • | • | • | • |
| 5           | • | • | • | • | • |
| 6           | • | • | • | • | • |
| 7           | • | • | • | • | • |
| 8           | • | • | • | • | • |
| 9           | • | • | • | • | • |

16 POSITION

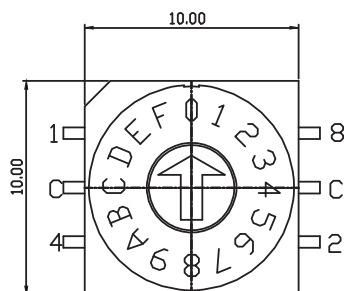
|             | C | 1 | 2 | 4 | 8 |
|-------------|---|---|---|---|---|
| 16 POSITION |   |   |   |   |   |
| 0           | • | • | • | • | • |
| 1           | • | • | • | • | • |
| 2           | • | • | • | • | • |
| 3           | • | • | • | • | • |
| 4           | • | • | • | • | • |
| 5           | • | • | • | • | • |
| 6           | • | • | • | • | • |
| 7           | • | • | • | • | • |
| 8           | • | • | • | • | • |
| 9           | • | • | • | • | • |
| A           | • | • | • | • | • |
| B           | • | • | • | • | • |
| C           | • | • | • | • | • |
| D           | • | • | • | • | • |
| E           | • | • | • | • | • |
| F           | • | • | • | • | • |

PIN 1 INDICATOR


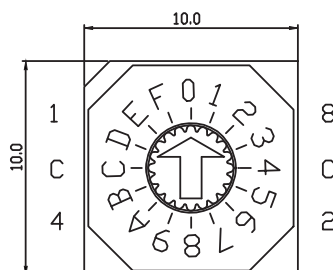


## SHAPE OF SURFACE

### RD Round Type



### OT Octagon Type

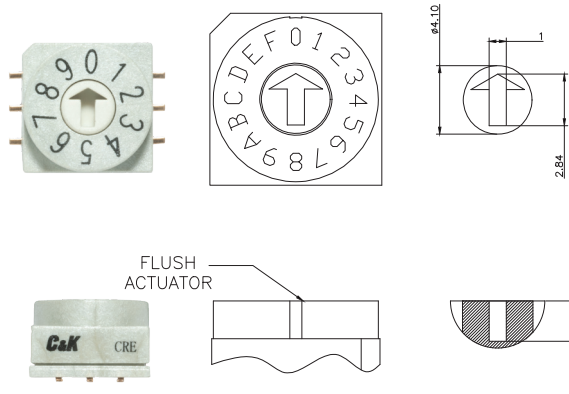


Dimensions are shown: Inch (mm)  
Specifications and dimensions subject to change

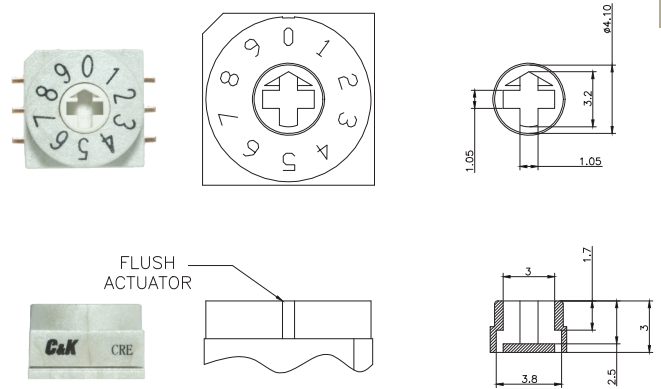
# CRE Series 10mm DIP Coded Rotary Switches

## ACTUATOR

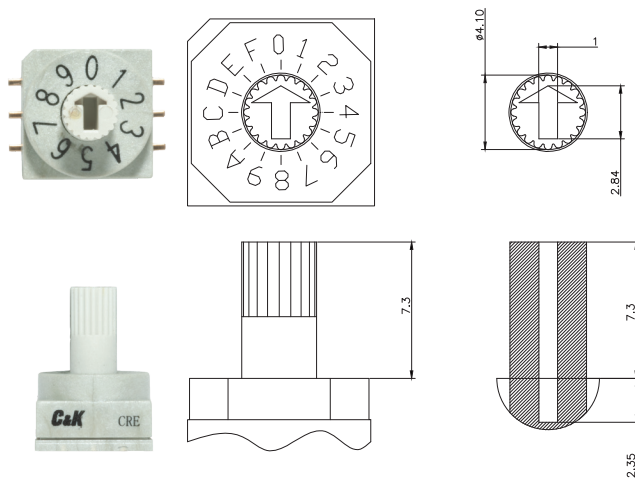
**M0** Flush, Screw type “->”



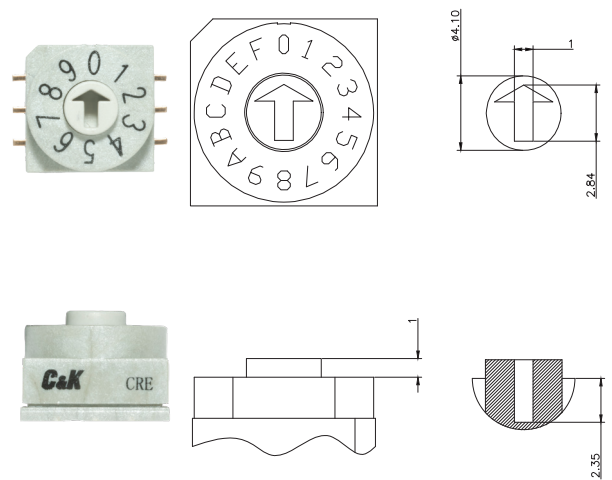
**M1** Flush, Screw type “+”



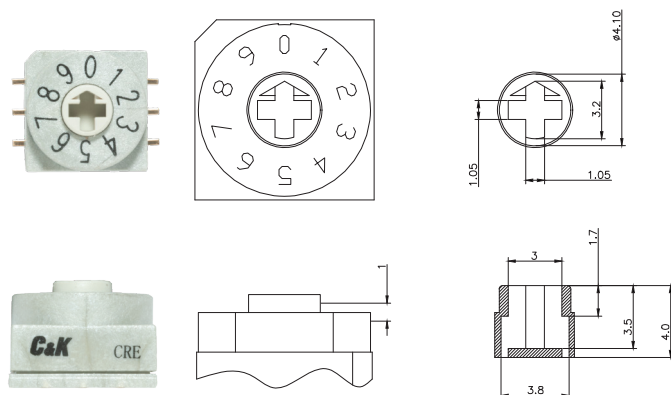
**L0** Extended, Screw type “->”



**P0** Protrusion, Screw type “->”



**P1** Protrusion, Screw type “+”

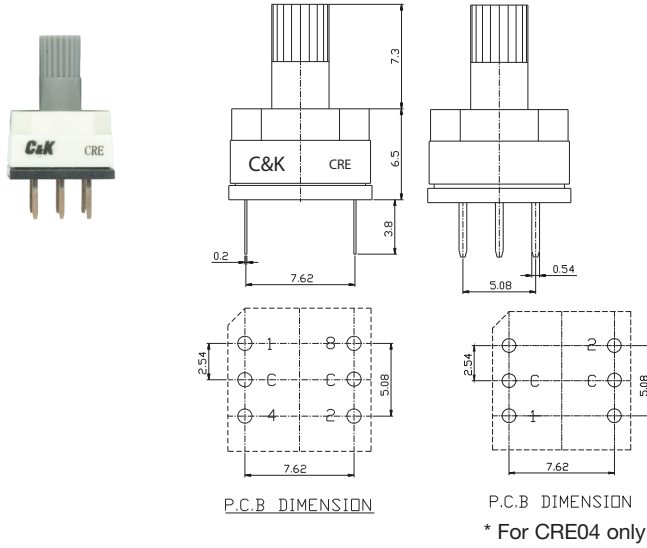


Dimensions are shown: Inch (mm)  
Specifications and dimensions subject to change

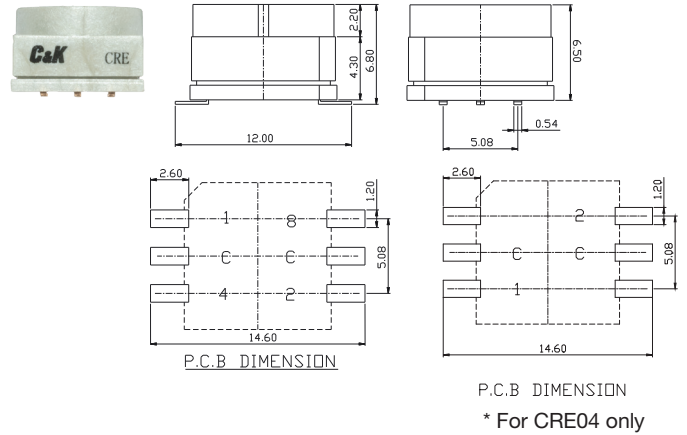
# CRE Series 10mm DIP Coded Rotary Switches

## TERMINATIONS

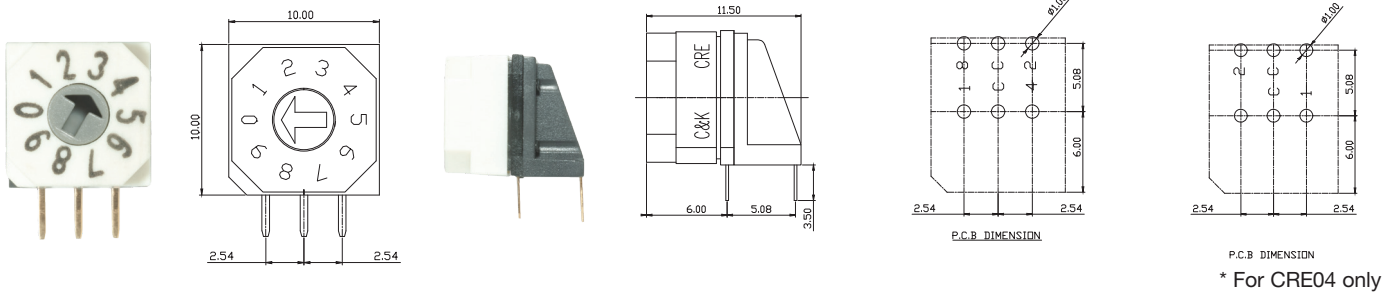
### C PC Thru-hole



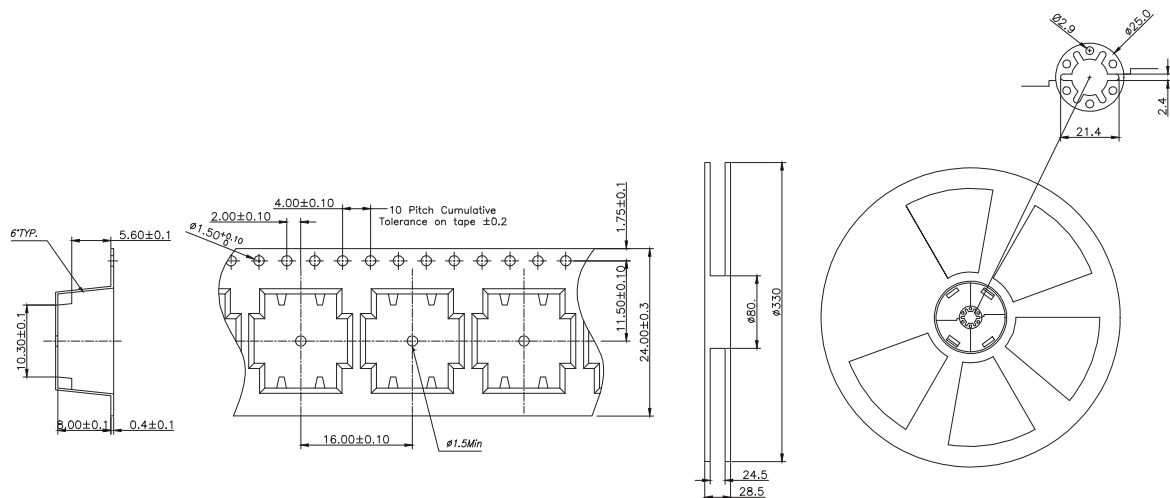
### S Gull wing



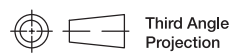
### A Right Angle Thru-hole



## TAPE & REEL



TAPE & REEL: 600 pcs



Dimensions are shown: Inch (mm)  
Specifications and dimensions subject to change

# Mouser Electronics

Authorized Distributor

Click to View Pricing, Inventory, Delivery & Lifecycle Information:

## C&K Switches:

[CRE04C0TL0S](#) [CRE04C0TL0SR](#) [CRE04C0TM0A](#) [CRE04C0TM0C](#) [CRE04C0TM0S](#) [CRE04C0TM0SR](#)  
[CRE16R0TP1S](#) [CRE16R0TP1SR](#) [CRE16R0TM1S](#) [CRE16R0TM1SR](#) [CRE16R0TP0C](#) [CRE16R0TP0S](#)  
[CRE16R0TP0SR](#) [CRE16R0TP1C](#) [CRE16R0TM0A](#) [CRE16R0TM0C](#) [CRE16R0TM0S](#) [CRE16R0TM0SR](#)  
[CRE16R0TM1A](#) [CRE16R0TM1C](#) [CRE16C0TP1C](#) [CRE16C0TP1S](#) [CRE16C0TP1SR](#) [CRE16R0TL0C](#)  
[CRE16R0TL0S](#) [CRE16R0TL0SR](#) [CRE16C0TM1C](#) [CRE16C0TM1S](#) [CRE16C0TM1SR](#) [CRE16C0TP0C](#)  
[CRE16C0TP0S](#) [CRE16C0TP0SR](#) [CRE16C0TL0SR](#) [CRE16C0TM0A](#) [CRE16C0TM0C](#) [CRE16C0TM0S](#)  
[CRE16C0TM0SR](#) [CRE16C0TM1A](#) [CRE10R0TP0SR](#) [CRE10R0TP1C](#) [CRE10R0TP1S](#) [CRE10R0TP1SR](#)  
[CRE16C0TL0C](#) [CRE16C0TL0S](#) [CRE10R0TM1A](#) [CRE10R0TM1C](#) [CRE10R0TM1S](#) [CRE10R0TM1SR](#)  
[CRE10R0TP0C](#) [CRE10R0TP0S](#) [CRE10R0TL0S](#) [CRE10R0TL0SR](#) [CRE10R0TM0A](#) [CRE10R0TM0C](#)  
[CRE10R0TM0S](#) [CRE10R0TM0SR](#) [CRE10C0TP0S](#) [CRE10C0TP0SR](#) [CRE10C0TP1C](#) [CRE10C0TP1S](#)  
[CRE10C0TP1SR](#) [CRE10R0TL0C](#) [CRE10C0TM0SR](#) [CRE10C0TM1A](#) [CRE10C0TM1C](#) [CRE10C0TM1S](#)  
[CRE10C0TM1SR](#) [CRE10C0TP0C](#) [CRE10C0TL0C](#) [CRE10C0TL0S](#) [CRE10C0TL0SR](#) [CRE10C0TM0A](#)  
[CRE10C0TM0C](#) [CRE10C0TM0S](#) [CRE08R0TP0C](#) [CRE08R0TP0S](#) [CRE08R0TP0SR](#) [CRE08R0TP1C](#)  
[CRE08R0TP1S](#) [CRE08R0TP1SR](#) [CRE08R0TM0S](#) [CRE08R0TM0SR](#) [CRE08R0TM1A](#) [CRE08R0TM1C](#)  
[CRE08R0TM1S](#) [CRE08R0TM1SR](#) [CRE08C0TP1SR](#) [CRE08R0TL0C](#) [CRE08R0TL0S](#) [CRE08R0TL0SR](#)  
[CRE08R0TM0A](#) [CRE08R0TM0C](#) [CRE08C0TM1SR](#) [CRE08C0TP0C](#) [CRE08C0TP0S](#) [CRE08C0TP0SR](#)  
[CRE08C0TP1C](#) [CRE08C0TP1S](#) [CRE08C0TM0C](#) [CRE08C0TM0S](#)