









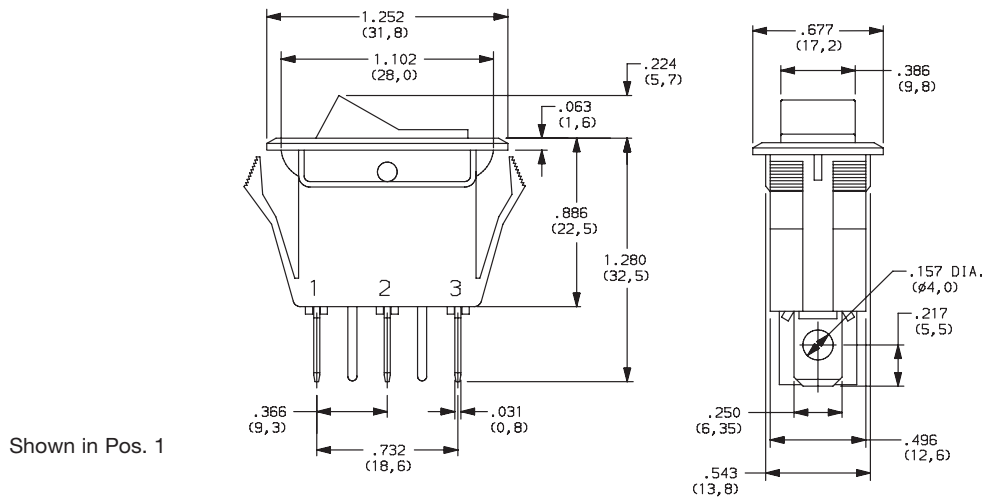
CL Series Single Pole Power Rocker Switches

SWITCH FUNCTION




NO. POLES	MODEL NO.	SWITCH FUNCTION			CONNECTED TERMINALS			SCHEMATIC
		Pos. 1	Pos. 2	Pos. 3	Pos. 1	Pos. 2	Pos. 3	
								
		C&K marking on opposite side			C&K marking on opposite side			
SP	CL101	ON	NONE	ON	2-1	N/A	2-3	
	CL102	ON	NONE	OFF	2-1		OPEN	
	CL12 *	ON	NONE	OFF			For Illuminated Version	

* CL12 - for switches with both marking and illumination

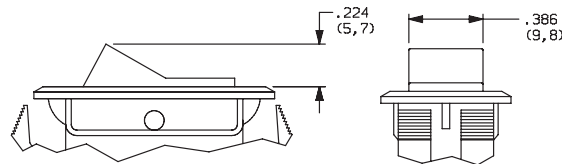


ACTUATOR



J7 ROCKER

J9 ILLUMINATED ROCKER

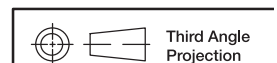


NOTE: J9 actuator available with CL102 & CL12 switch function only.

ACTUATOR COLOR



OPTION CODE	ACTUATOR COLOR
2	BLACK
1	WHITE
3	RED
R	RED, ILLUMINATED
A	AMBER, ILLUMINATED
G	GREEN, ILLUMINATED



Dimensions are shown: Inches (mm)
Specifications and dimensions subject to change

www.ckswitches.com

CL Series Single Pole Power Rocker Switches

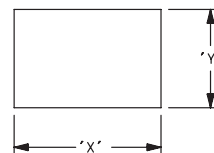
MOUNTING STYLE/COLOR



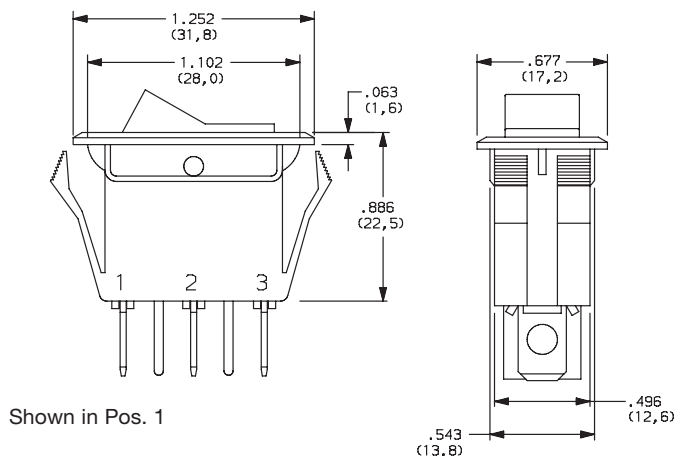
S2 SNAP-IN, BLACK

S1 SNAP-IN, WHITE

PANEL MOUNTING



PANEL THICKNESS	"X"	"Y"
0.030-0.049 (0,75-1,25)	1.126-.004 (28,6-0,1)	0.551+.004 (14,0+0,1)
0.049-0.079 (1,25-2,0)	1.134-.004 (28,8-0,1)	0.551+.004 (14,0+0,1)
0.079-0.118 (2,0-3,0)	1.150-.004 (29,2-0,1)	0.551+.004 (14,0+0,1)

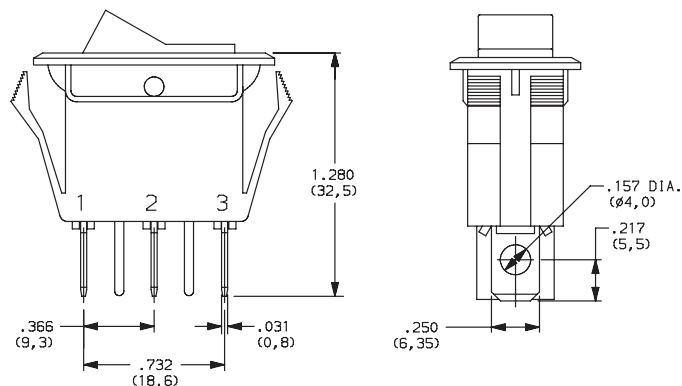


Shown in Pos. 1

TERMINATION



05 .250" QUICK CONNECT




Shown in Pos. 1

ACTUATOR MARKING



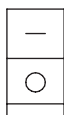
NONE NO MARKING



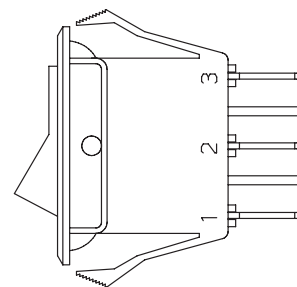
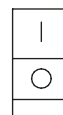
D ON-OFF



H O I

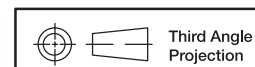


P O -



NOTE: Orientation of actuator marking and terminals.

Shown in Pos. 1



Dimensions are shown: Inches (mm)
Specifications and dimensions subject to change

C&K

CL Series Single Pole Power Rocker Switches

CONTACT MATERIAL



OPTION CODE	CONTACT AND TERMINAL MATERIAL	RATINGS	
QA	SILVER	POWER	16 AMPS @ 125 VAC; 1/3 HP; 10 AMPS @ 250 VAC, 1/2 HP

* Note: See Technical Data section of this catalog for RoHS compliant and compatible definitions and specifications.



LAMP RATING



(NONE) NO LAMP

7 125 VAC 33kΩ NEON

8 250 VAC 150kΩ NEON

NOTE: Lamp rating for J9 actuator option.

Rocker



G



Dimensions are shown: Inches (mm)
Specifications and dimensions subject to change

Mouser Electronics

Authorized Distributor

Click to View Pricing, Inventory, Delivery & Lifecycle Information:

C&K Switches:

[CL103J72S205QA](#) [CL101J71S205QA](#) [CL101J72S205QA](#) [CL102J9GS205QA7](#) [CL102J71S205PQA](#)
[CL102J72S205HQA](#) [CL102J72S205PQA](#) [CL102J9RS205QA7](#) [CL102J72S205DQA](#) [CL102J72S205QA](#)
[CL102J9AS205QA7](#) [CL102J71S205QA](#) [CL102J71S105HQA](#) [CL102J73S205DQA](#)