

ADDA CORPORATION

DATA - SHEET

Engineering

Printed On: 20/02/15

BRUSHLESS AXIAL COOLING FANS

Customer	:		Ref: (RoHS)
Adda Model No	:	AA9252MB-AT	
Samples attached	:	Piece(s),	
Safety Approval	:	UL,CUL,TUV, CE	TUV:EN 60335-1:2012+A11 EN 60335-2-80:2003+A1+A2 UL:UL 507 CE: EN 55014-1:2006+A1+A2 EN 55014-2:2015 EN 61000-3-2:2014 EN 61000-3-3:2013
<u>Specifications</u>			
ITEM	SPECIFICATION / CONDITION		
DIMENSIONS	:	92x92x25 mm	
BEARING TYPE	:	TWO BALL	
RATED VOLTAGE	:	230 VAC	
OPERATING VOLTAGE RANGE	:	220 VAC — 240 VAC	
OPERATIONG FREQUENCY	:	50 / 60 Hz	
REAL CURRENT	:	0.070 / 0.060 Amp	
REAL POWER	:	15.70 / 13.50 Watt	
RATED CURRENT	:	0.070 / 0.060 Amp + 10%	
RATED POWER	:	16.10 / 13.80 Watt	
RATED SPEED	:	1900 / 2150 RPM ± 10%	
AIR FLOW	:	25.000 / 30.500 CFM (min: 22.500 / 27.450 CFM)	
AIR FLOW	:	0.070 / 0.860 CMM (min: 0.063 / 0.774 CMM)	
	:	/ (In free air at rated voltage)	
STATIC AIR PRESSURE	:	0.059 / 0.089 Inch H ₂ O (min: 0.053 / 0.080 Inch H ₂ O)	
STATIC AIR PRESSURE	:	1.498 / 2.260 mm H ₂ O (min: 1.348 / 2.034 mm H ₂ O)	
	:	/ (In free air at rated voltage)	
NOISE LEVEL	:	24.0 / 29.0 dB(A) (max.: 28.0 / 33.0 dB(A))	
MOTOR PROTECTION	:	Impedance Protect	
LIFE EXPECTANCY	:	50000 Hours at 40°C / 65% RH	
NET WEIGHT	:	230 Gram.	
PACKING	:	80 pcs. Per Export Carton.	
<p>Unless otherwise stated, the relative humidity is 65%, and the temperature is 25°C for the standard testing. Should you have any doubt, please refer to the environmental conditions specified in the acknowledgement document.</p>			
ADDA CORPORATION		Model No.: AA9252MB-AT	Page 1/4



SPECIFICATION

1 · 0 Scope : This documentation defines the mechanical & electrical characteristics of AC brushless fans.

2 · 0 Material :

2 · 1 Housing High quality aluminum die-casting frame flated with black paint.

2 · 2 Fan blade UL 94V - 0 Glass filled polyester (P.B.T)

2 · 3 RoHS wire UL 1430 , 22 AWG

2 · 4 Connector ☐ Not included in this fan

☐ Note as : _____

3 · 0 Dimension & construction : All dimension, direction of rotation and air flow, rated characteristics are specified in drawing & data-sheet of enclosed.

4 · 0 Characteristics definition :

4 · 1 Rated current : Rated current shall be measured after 30 minutes continuous rotation at rated voltage.

4 · 2 Rated speed : Rated speed shall be measured after 30 minutes continuous rotation at rated voltage.

4 · 3 Start voltage : The voltages that enable to start the fan by sudden switch on.

4 · 4 Input power : Input power shall be measured after 30 minutes continuous rotation at rated voltage.

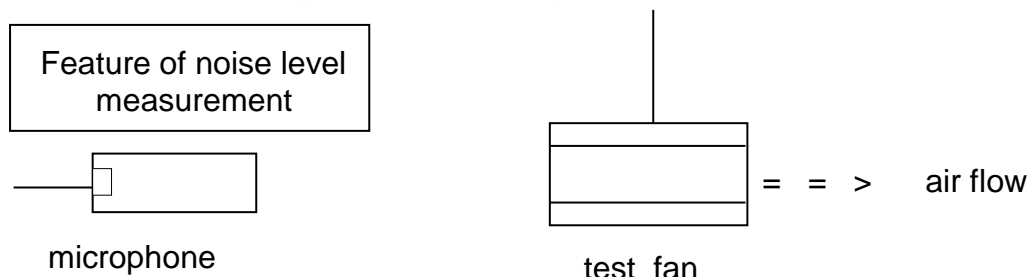
4 · 5 Locked current : Locked current shall be measured with in one minutes or rotor locked , After 30 minutes continuous rotation at rated voltage in clean air.

4 · 6 Air flow & static pressure : The air flow data and static pressures are determined in accordance with AMCA-210 standard in a double-chamber testing with intake-side measurement.



SPECIFICATION

- 4 · 7 Noise level : The measurement of noise level is carried out with reference to ISO7779 in a semi-anechoic chamber with the microphone positioned 1 M from the air intake. Testing fan shall be hung in clear air.



5 · 0 Mechanical inspection

- 5 · 1 Rotation direction : Clockwise from the front face of the fan. A clear " = = > " (arrow mark) shall be found on the body of housing .
- 5 · 2 Safe design : All fans have intergrated protection against locked rotor condition so that there can be no damage on winding and / or any electrical components. Restart is automatic as soon as any constraint to running has been released.
- 5 · 3 Locked rotor protection : No damage shall be found for continuous 72 hours at condition of rotation locked. Restart is automatic as soon as constraint to running has be releessed.
- 5 · 4 Free drop shock : In minute package condition. The fan should withstand each one drop of three faces from 30 cm distance height onto 10 mm thickness of wooden board

6 · 0 Electrical inspection

- 6 · 1 Insulation resistance : 100 MΩ or more at 500 V megger.
- 6 · 2 Dielectric strength : 1 minute at 1500 VAC / 50-60Hz

7 · 0 Environmental

- 7 · 1 Operating Temperature : - 10℃ ~ + 70℃
- 7 · 2 Humidity RH : 20 % ~ 85 % (Max)
- 7 · 3 Storage Temperature : Will satisfy performace standards after 500 hours storage at - 40 °C ~ 70 °C (normal humidity) with a 24 - hour recovery period at room temperature.



SPECIFICATION

- 7 · 4 Humidity : After 96 hrs, 95 % RH, 40 ± 2 °C per MIL - STD - 202F, method 103B, Humidity test, The measured data of insulation resistance & dielectric strength should meet the specification listed in attach.
- 7 · 5 Theraml Shock : After thermal shock test per MIL - STD - 202F, method 107G, condition D, The measured data of insulation resistance & dielectric strength should the specification listed in datasheet.
- 7 · 6 Do not place or store the fan in the environment with high/low temperature/humidity. If the fan is stored for more than 6 months, functional test is highly recommended before using.

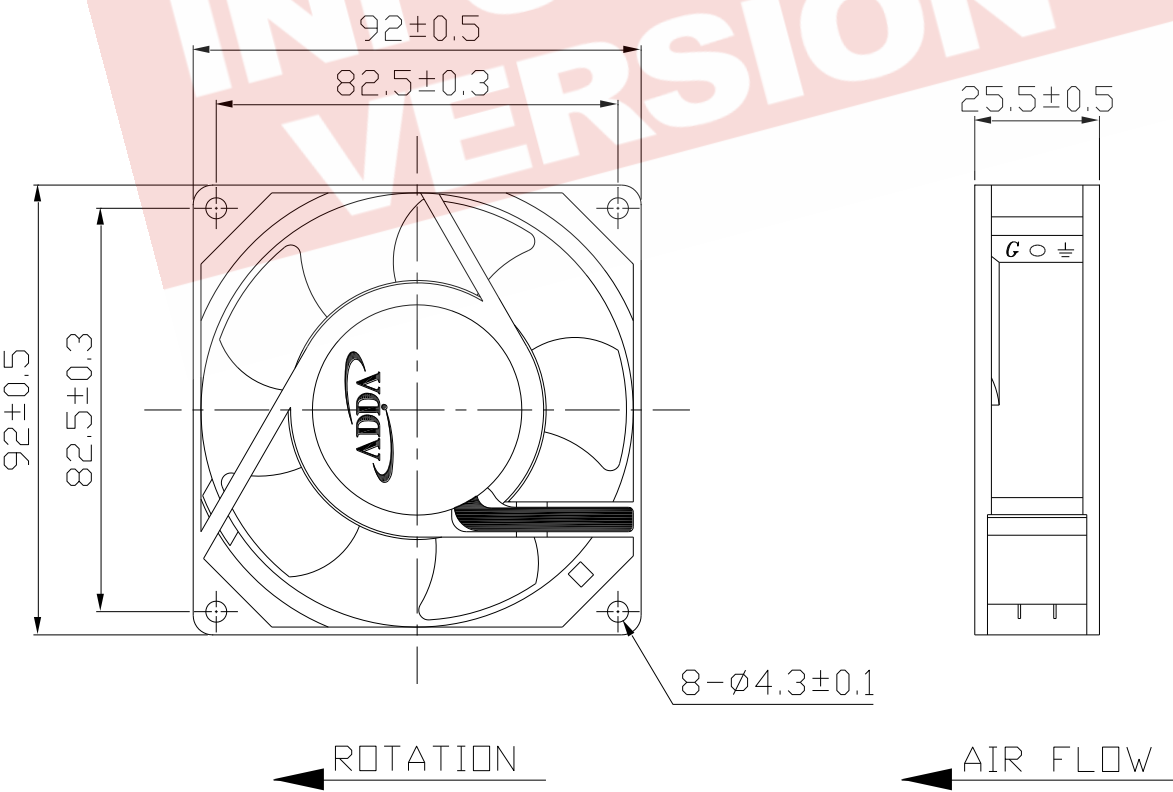
8 · 0 Remark

- 8 · 1 Material and construction are subject to change without advance notice.
The changes should be within specification listed in this approved sheet.
- 8 · 2 All the fans shall meet the inspection under sampling plan MIL - STD - 105E,
The AQL are as follow :

Critical	AQL = 0 . 25 %
Major	AQL = 1 . 00 %
Minor	AQL = 2 . 50 %



9 · 0 Drawing



SPECIFICATION

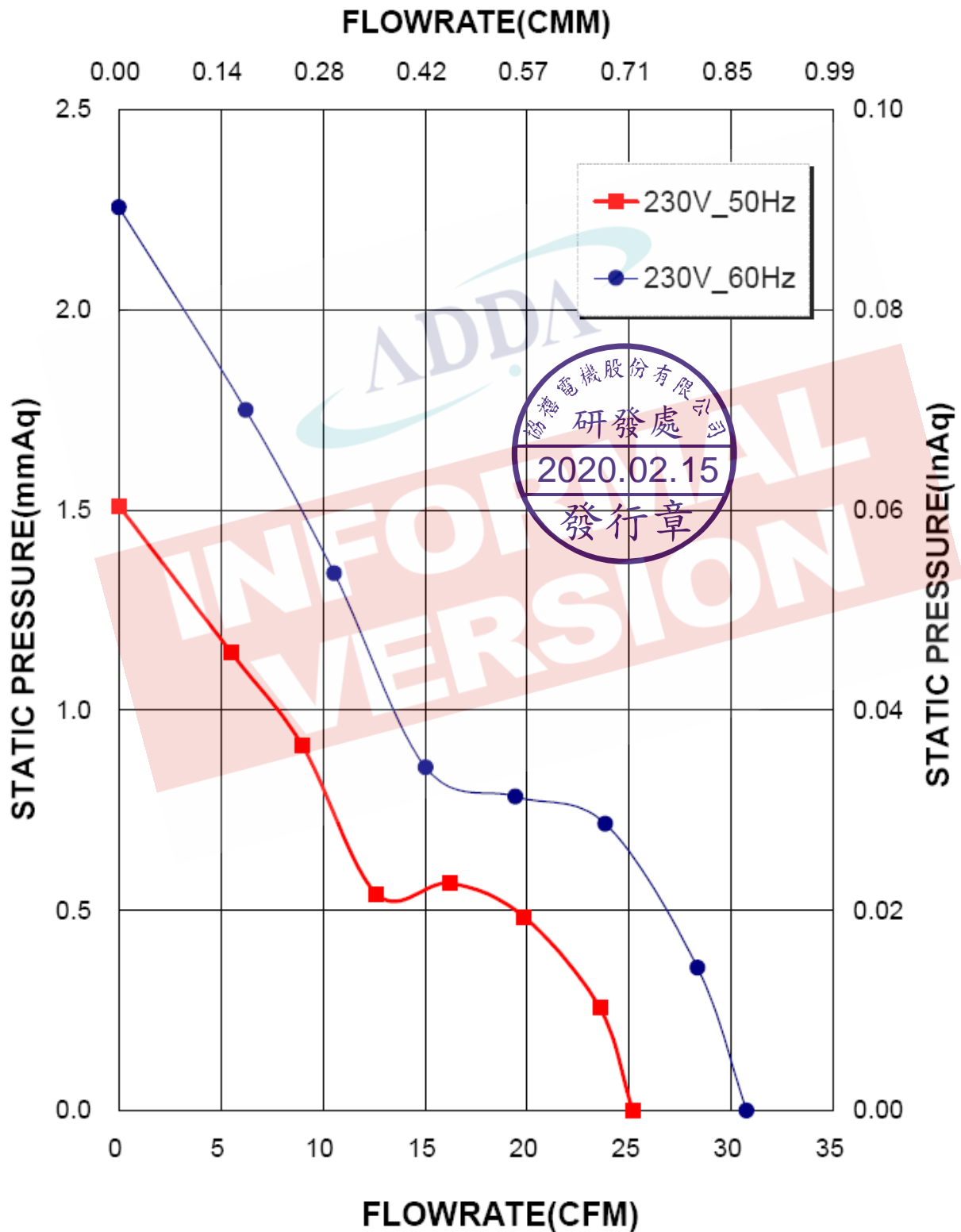
10 · 0 Notes:

- 10.1 Please do not touch and push Fan Blade with fingers or others, fan blade and ball bearings may be damaged and it causes noise defect.
- 10.2 Do not carry the fan by its lead wires.
- 10.3. Every specific fan is designed for its certain application (project). Therefore, if you want to use this fan in other application (project), please inform ADDA first so that we can confirm whether there is any issue which might be incurred from the reason of this different application (project) or not.
- 10.4 The "Life Expectancy" of this fan has not been evaluated for use in combination with any end application. Therefore, the Life Expectancy in the Test Reports (L10 and MTTF Report) that relate to this fan is for reference only and shall not construe any kind of warranty of ADDA to the life of any specific fan, either expressed or implied.
- 10.5 The period of product warranty, unless otherwise agreed by ADDA in written, shall be 12 months starting from the date of production.



**INFORMAL
VERSION**

Fan Performance Curve



Mouser Electronics

Authorized Distributor

Click to View Pricing, Inventory, Delivery & Lifecycle Information:

[ADDA:](#)

[AA9252MB-AT-LF](#)