




Surface Mount Tip and Ring Filters



These surface mount tip and ring filters provide substantial reduction of noise throughout an extended frequency range. Their economical design makes them attractive for a wide variety of applications.

Free evaluation samples are available by contacting Coilcraft or ordering them on-line at www.coilcraft.com.

Core material Ferrite

Terminations RoHS tin-silver-copper over tin over nickel over phos bronze

Weight 214 – 216 mg

Ambient temperature –40°C to +85°C

Storage temperature Component: –40°C to +85°C.

Tape and reel packaging: –40°C to +80°C

Resistance to soldering heat Max three 40 second reflows at +260°C, parts cooled to room temperature between cycles

Moisture Sensitivity Level (MSL) 1 (unlimited floor life at <30°C / 85% relative humidity)

Packaging 500/7" reel; 2000/13" reel Plastic tape: 16 mm wide, 0.35 mm thick, 8 mm pocket spacing, 4.4 mm pocket depth

PCB washing Tested to MIL-STD-202 Method 215 plus an additional aqueous wash. See [Doc787_PCB_Washing.pdf](#).

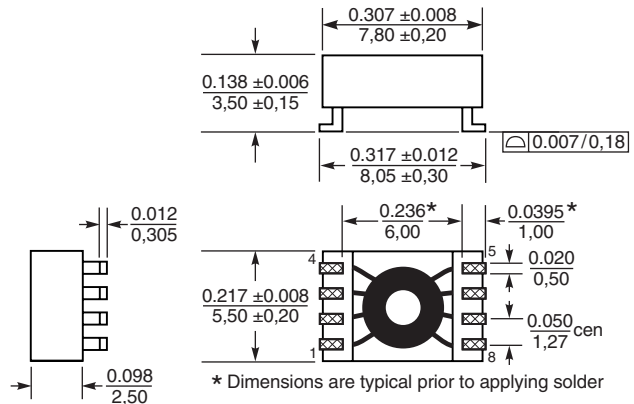
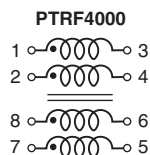
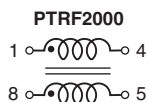
Part number ¹	Lines	Common mode peak impedance (kOhms)	Cutoff frequency ² (MHz)	Inductance min (μH) ³	DCR max ⁴ (Ohms)	Isolation ⁵ (Vrms)	Current ⁶ (mAdc)
PTRF2000L_	1	0.814 @ 11 MHz	38	35	0.075	1500	500
PTRF4000L_	2	0.851 @ 12 MHz	41	35	0.135	1500	500

1. When ordering, please specify **packaging** code:

PTRF4000LC

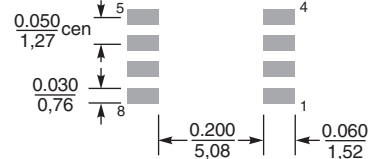
- Packaging:** C = 7" machine ready reel. EIA-481 embossed plastic tape, 500 parts per full reel.
 B = Less than full reel. In tape, but not machine ready. To have a leader and trailer added (\$25 charge), use code letter C instead.
 D = 13" machine ready reel. EIA-481 embossed plastic tape. Factory order only, not stocked, 2000 parts per full reel.

- 2 Frequency at which the differential mode attenuation equals –3 dB
 3 Inductance shown for each winding, measured at 130 kHz, 0.1 Vrms, 0 Adc on an Agilent/HP 4284A LCR meter or equivalent.
 4 DCR is for each winding.
 5 Interwinding isolation (hipot) tested for one minute.
 6 Electrical specifications at 25°C.
 Refer to Doc 362 "Soldering Surface Mount Components" before soldering.



Dimensions are in $\frac{\text{inches}}{\text{mm}}$

Recommended Land Pattern



Mouser Electronics

Authorized Distributor

Click to View Pricing, Inventory, Delivery & Lifecycle Information:

Coilcraft:

[PTRF4000LB](#) [PTRF2000LC](#) [PTRF4000LC](#) [PTRF2000LB](#)