




SMT Data Line EMI Filters – PDLF



- Available in 4, 3 and 2-line versions
- See our CCDLF series for 10 and 8-line EMI filters
- Exceptional common mode noise attenuation from 15 MHz to 300 MHz; passes signal line data below 300 MHz with minimal attenuation
- DC current capacity of 500 or 100 mA.
- Excellent electrical isolation (300 Vrms)

Part number ¹	Lines	Common mode peak impedance (kOhms)	Cutoff frequency ² (GHz)	Inductance min (μH) ³	DCR max ⁴ (mOhms)	Isolation ⁵ (Vrms)	Current ⁶ (mA _{dc})
PDLF4000L_	4	0.949 @ 210 MHz	1.1	5.0	250	300	100
PDLF4500L_	4	0.848 @ 200 MHz	0.88	5.0	200	300	500
PDLF3000L_	3	0.901 @ 280 MHz	1.4	5.0	250	300	100
PDLF3500L_	3	0.910 @ 210 MHz	1.1	5.0	200	300	500
PDLF2000L_	2	0.958 @ 280 MHz	1.3	5.0	250	300	100
PDLF2500L_	2	0.929 @ 250 MHz	1.2	5.0	200	300	500

1. When ordering, please specify **packaging** code:

PDLF4500LC

C = 7" machine ready reel. EIA-481 embossed plastic tape (500 parts per full reel). Quantities less than full reel available: in tape (not machine ready) or with leader and trailer (\$25 charge).

D = 13" machine ready reel. EIA-481 embossed plastic tape (2000 parts per full reel).

B = Less than full reel. In an effort to simplify our part numbering system, Coilcraft is eliminating the need for multiple packaging codes. When ordering, simply change the last letter of your part number from B to C.

2. Frequency at which the differential mode attenuation equals -3 dB

3. Inductance shown for each winding, measured at 1 MHz

4. DCR is for each winding.

5. Interwinding isolation (hipot) tested for one minute.

6. Current rating is for each line.

7. Electrical specifications at 25°C.

Refer to Doc 362 "Soldering Surface Mount Components" before soldering.

Designer's Kit D303 contains four each of all values plus DLF and CCDLF filters

Core material Ferrite

Terminations RoHS compliant tin-silver-copper over tin over nickel over phos bronze. Other terminations available at additional cost.

Weight 183 – 201 mg

Ambient temperature -40°C to +85°C

Storage temperature Component: -40°C to +85°C.

Tape and reel packaging: -40°C to +80°C

Resistance to soldering heat Max three 40 second reflows at +260°C, parts cooled to room temperature between cycles

Moisture Sensitivity Level (MSL) 1 (unlimited floor life at <30°C / 85% relative humidity)

Mean Time Between Failures (MTBF) 26,315,789 hours

Packaging 500/7" reel; 2000/13" reel Plastic tape: 16 mm wide, 0.35 mm thick, 8 mm pocket spacing, 4.4 mm pocket depth

PCB washing Tested to MIL-STD-202 Method 215 plus an additional aqueous wash. See [Doc787_PCB_Washing.pdf](#).



www.coilcraft.com

US +1-847-639-6400 sales@coilcraft.com

UK +44-1236-730595 sales@coilcraft-europe.com

Taiwan +886-2-2264 3646 sales@coilcraft.com.tw

China +86-21-6218 8074 sales@coilcraft.com.cn

Singapore + 65-6484 8412 sales@coilcraft.com.sg

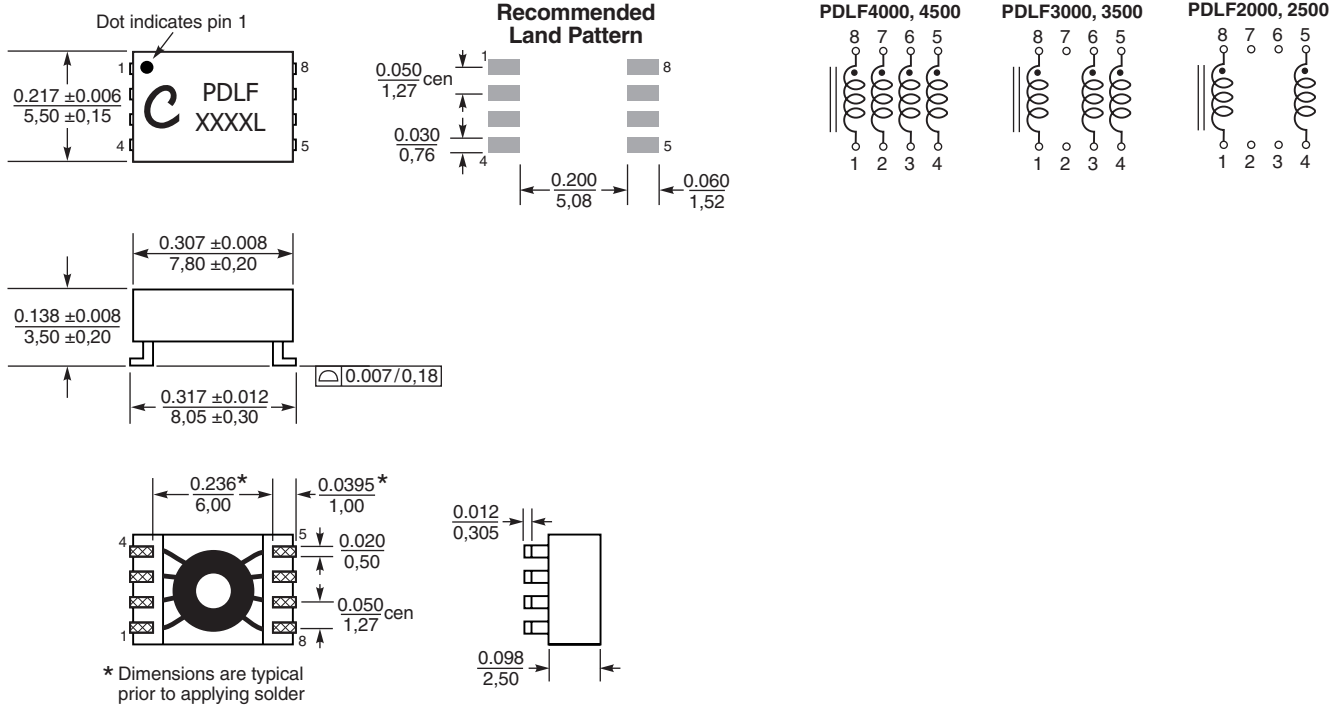
Document 491-1 Revised 11/30/18

© Coilcraft Inc. 2021

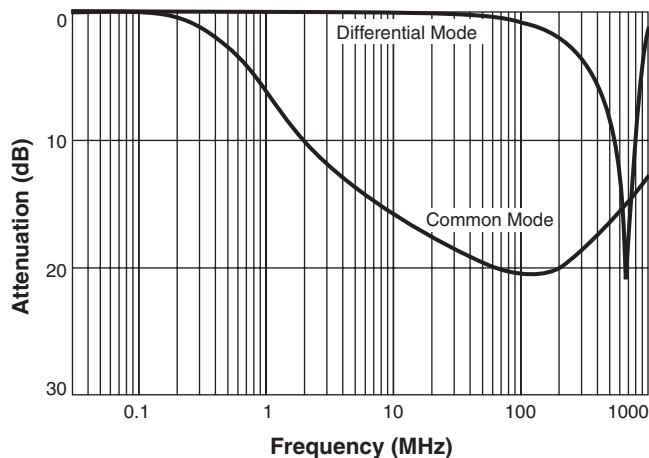
This product may not be used in medical or high risk applications without prior Coilcraft approval. Specification subject to change without notice. Please check web site for latest information.



PDLF Surface Mount Data Line EMI Filters

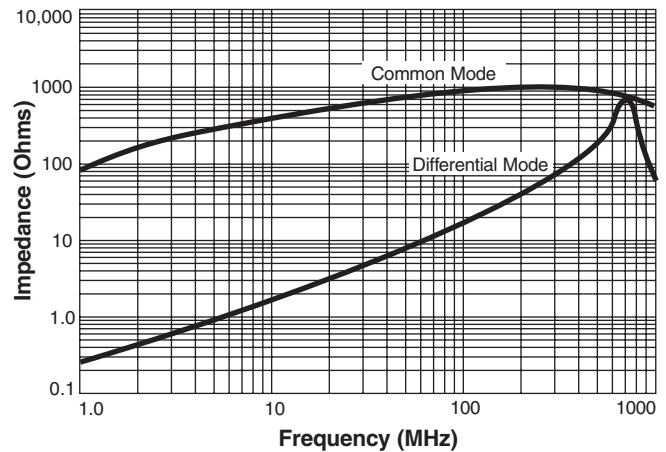


Typical Response*



* Measured on HP 8753D network analyzer. Ref: 50 Ohms.

Typical Impedance



Mouser Electronics

Authorized Distributor

Click to View Pricing, Inventory, Delivery & Lifecycle Information:

Coilcraft:

[PDLF2500LC](#) [PDLF4500LB](#) [PDLF3000LB](#) [PDLF3500LB](#) [PDLF3000LC](#) [PDLF3500LC](#) [PDLF4000LC](#) [PDLF4500LC](#)
[PDLF2000LC](#) [PDLF2500LB](#) [PDLF2000LB](#) [PDLF4000LB](#)