




Flyback Transformer

For ON Semiconductor
NCP1236 PWM Controller and
NCP4305FBDAP AC/DC Adapter



- Flyback transformer for ON Semiconductor NCP1236 Fixed Frequency PWM Controller and NCP4305FBDAP 65W Off-Line AC/DC Adapter
- Referenced on Akros Silicon Application Note AN006
- Universal input; 66 W output
- 3000 Vrms, one minute isolation primary to secondary windings
- AEC-Q200 Grade 3 (–40°C to +85°C)
- Copper shield minimizes EMI radiation

Core material Ferrite

Terminations RoHS tin-silver over tin over copper over steel.
Other terminations available at additional cost.

Weight 60.2 g

Ambient temperature –40°C to +85°C with (40°C rise) Irms current

Maximum part temperature +125°C. (ambient + temp rise). [Derating](#).

Storage temperature Component: –40°C to +125°C.

Tray packaging: –40°C to +125°C

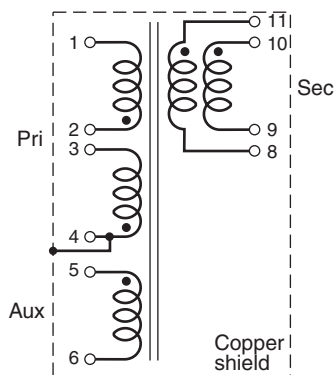
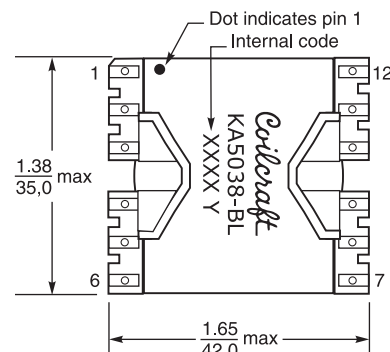
Moisture Sensitivity Level (MSL) 1 (unlimited floor life at <30°C / 85% relative humidity)

Packaging 36 per tray

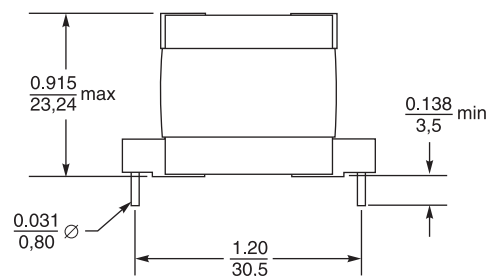
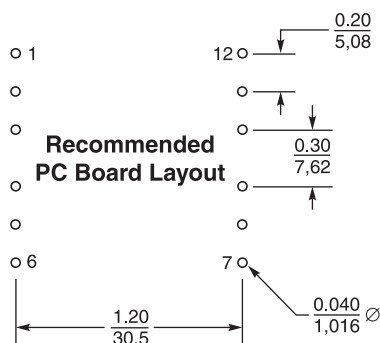
PCB washing Tested to MIL-STD-202 Method 215 plus an additional aqueous wash. See [Doc787 PCB Washing.pdf](#).

Part number	Inductance at 0 A ¹ ±10% (μH)	Inductance at I _{pk} ² min (μH)	DCR max (Ohms) ³			Leakage inductance ⁴ max (μH)	Turns ratio ⁵ pri:sec:aux	I _{pk} ² (A)	Output ⁶
			pri	sec	aux				
KA5038-BL	560	480	0.198	0.007	0.236	5.6	1:0.188:0.156	2.8	19 V, 3.5 A

1. Inductance is measured at 50 kHz, 0.1 Vrms.
2. Peak primary current drawn at minimum input voltage.
3. DCR is with the primary windings connected in series and the secondary windings connected in parallel.
4. Leakage inductance is for both windings of the primary with the secondary windings shorted.
5. Turns ratios are with the primary windings connected in series and the secondary windings connected in parallel.
6. Output is with the secondary windings connected in parallel. Output of the aux winding is 15.5V V, 20 mA.
7. Electrical specifications at 25°C.



Primary windings to be connected in series and secondary windings to be connected in parallel on PC board.



Dimensions are in $\frac{\text{inches}}{\text{mm}}$



www.coilcraft.com

US +1-847-639-6400 sales@coilcraft.com
UK +44-1236-730595 sales@coilcraft-europe.com
Taiwan +886-2-2264 3646 sales@coilcraft.com.tw
China +86-21-6218 8074 sales@coilcraft.com.cn
Singapore + 65-6484 8412 sales@coilcraft.com.sg

Document 914-1 Revised 01/13/22

© Coilcraft Inc. 2022

This product may not be used in medical or high risk applications without prior Coilcraft approval. Specification subject to change without notice. Please check web site for latest information.

Mouser Electronics

Authorized Distributor

Click to View Pricing, Inventory, Delivery & Lifecycle Information:

[Coilcraft:](#)

[KA5038-BL](#)