


Flyback Transformers

For TI TPS23753 PoE Interface and Converter Controller



These three parts are improved versions of the HA3801-AL, HA3802-AL and HA3803-AL, which are not recommended for new designs.

- Windings optimized for hiccup overload protection
- 1500 Vrms, one minute isolation primary and bias to secondary windings

Core material Ferrite

Terminations RoHS tin-silver (96.5/3.5) over tin over nickel over phos bronze. Other terminations available at additional cost.

Weight 5.0 – 5.3 g

Ambient temperature –40°C to +125°C

Storage temperature Component: –40°C to +125°C. Tape and reel packaging: –40°C to +80°C

Resistance to soldering heat Max three 40 second reflows at +260°C, parts cooled to room temperature between cycles

Moisture Sensitivity Level (MSL) 1 (unlimited floor life at <30°C / 85% relative humidity)

Packaging 200 per 13" reel Plastic tape: 44 mm wide, 0.4 mm thick, 28 mm pocket spacing, 9.6 mm pocket depth

PCB washing Tested to MIL-STD-202 Method 215 plus an additional aqueous wash. See [Doc787_PCB_Washing.pdf](#).

Part number ¹	L at 0A ² ±10% (µH)	LatIpk ³ min (µH)	DCR max (Ohms)				Leakage L ⁵ max (µH)		Turns ratio			Ipk ³ (A)	Output ⁷	Drive output
			pri	sec ⁴	drive	bias	pri	drive	pri:sec ⁶	pri:drive	pri:bias			
HA3801-BL_	166.5	150.0	0.735	0.0270	0.510	1.05	2.50	0.41	1:0.154	1:0.27	1:0.50	1.2	3.3 V, 3 A	5.6 V, 10 mA
HA3802-BL_	150.0	135.0	0.520	0.0275	0.560	0.88	1.90	0.40	1:0.25	1:0.31	1:0.44	1.2	5 V, 2 A	7.5 V, 10 mA
HA3803-BL_	166.5	150.0	0.760	0.103	0.475	1.10	1.80	0.25	1:0.50	1:0.25	1:0.50	1.2	12 V, 0.83 A	6.0 V, 10 mA

1. When ordering, please specify **packaging** code:

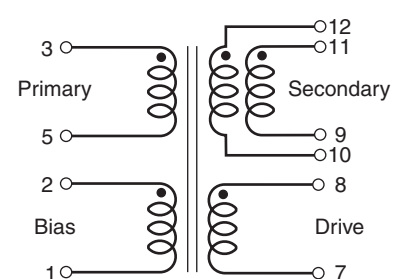
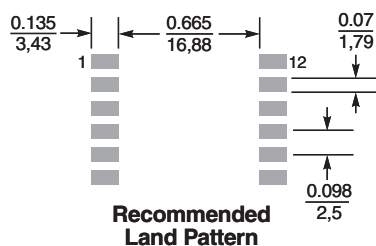
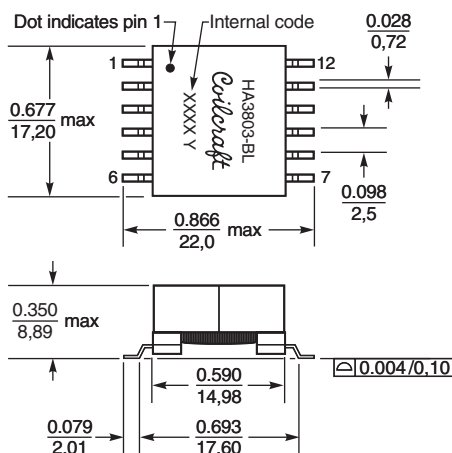
HA3803-BLD

Packaging: D = 13" machine ready reel. EIA-481 embossed plastic tape (200 per full reel). Quantities less than full reel available: in tape (not machine ready) or with leader and trailer (\$25 charge).

B = Less than full reel. In an effort to simplify our part numbering system, Coilcraft is eliminating the need for multiple packaging codes. When ordering, simply change the last letter of your part number from B to D.

- Inductance is for the primary, measured at 100 kHz, 0.1 Vrms.
- Peak primary current drawn at minimum input voltage.
- DCR for secondary is with windings connected in parallel.
- Leakage inductance for the primary is with the secondary and drive windings shorted; leakage inductance for the drive winding is with the secondary windings shorted.
- Turns ratio is with both secondary windings connected in parallel.
- Output of the secondary is with the windings connected in parallel. 10 W output from 36 – 57 V PoE input or 24 V adapter; 6 W output from 12 V adapter. Bias winding output is 12 V, 20 mA.
- Electrical specifications at 25°C.

Refer to Doc 362 "Soldering Surface Mount Components" before soldering.



The secondary windings are to be connected in parallel on the PC board.

Dimensions are in inches / mm



US +1-847-639-6400 sales@coilcraft.com
UK +44-1236-730595 sales@coilcraft-europe.com
Taiwan +886-2-2264 3646 sales@coilcraft.com.tw
China +86-21-6218 8074 sales@coilcraft.com.cn
Singapore + 65-6484 8412 sales@coilcraft.com.sg

Document 994 Revised 06/22/21
 © Coilcraft Inc. 2021

This product may not be used in medical or high risk applications without prior Coilcraft approval. Specification subject to change without notice. Please check web site for latest information.

Mouser Electronics

Authorized Distributor

Click to View Pricing, Inventory, Delivery & Lifecycle Information:

[Coilcraft:](#)

[HA3802-BLD](#) [HA3803-BLB](#) [HA3803-BLD](#) [HA3802-BLB](#)