




Flyback Transformers

For STMicroelectronics
POTS interface



- Developed for the STMicro STLC3075 & STLC3085 Integrated POTS interfaces for home access gateway and WLL.
- Provides negative voltage (–46 V typical) to operate the microchip

Core material Ferrite

Interwinding isolation 1500 Vdc

Terminations RoHS tin-silver over tin over nickel over phos bronze. Other terminations available at additional cost.

Weight 1.9 – 2.1 g

Ambient temperature –40°C to +85°C

Storage temperature Component: –40°C to +85°C.

Tape and reel packaging: –40°C to +80°C

Resistance to soldering heat Max three 40 second reflows at +260°C, parts cooled to room temperature between cycles

Moisture Sensitivity Level (MSL) 1 (unlimited floor life at <30°C / 85% relative humidity)

Packaging 450 per 13" reel Plastic tape: 24 mm wide, 0.45 mm thick, 16 mm pocket spacing, 9.04 mm pocket depth

PCB washing Tested with pure water or alcohol only. For other solvents, see Doc787_PCB_Washing.pdf

| Part number ¹ | Inductance at 0 A ² ±8% (µH) | Inductance at I _{pk} ³ min (µH) | DCR max (Ohms) | | Leakage inductance ⁴ max (µH) | Turns ratio pri : sec | I _{pk} ³ (A) | Input voltage (V) |
|--------------------------|---|---|----------------|------|--|-----------------------|----------------------------------|-------------------|
| | | | pri | sec | | | | |
| FA2469-AL_ | 19 | 14.86 | 0.036 | 16.5 | 0.414 | 1 : 16 | 1.5 | 4.5 – 8.5 |
| FA2470-AL_ | 19 | 14.86 | 0.036 | 7.92 | 0.400 | 1 : 8 | 1.5 | 8.5 – 12.0 |

1. When ordering, please specify **packaging** code:

FA2470-ALD

Packaging: **D** = 13" machine-ready reel. EIA-481 embossed plastic tape (350 parts per full reel). Quantities less than full reel available: in tape (not machine ready) or with leader and trailer (\$25 charge).

B = Less than full reel. In an effort to simplify our part numbering system, Coilcraft is eliminating the need for multiple packaging codes. When ordering, simply change the last letter of your part number from B to D.

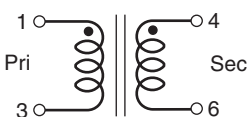
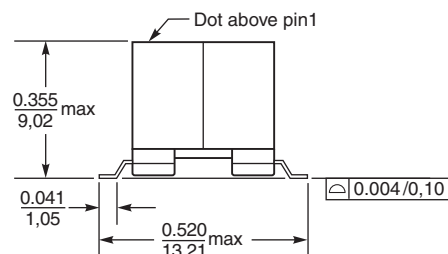
2. Inductance is for the primary, measured at 10 kHz, 0.1 Vrms, 0 Adc.

3. I_{pk} is peak primary current drawn at minimum input voltage.

4. Leakage inductance measured between pins 1 and 3 with pins 4 and 6 shorted.

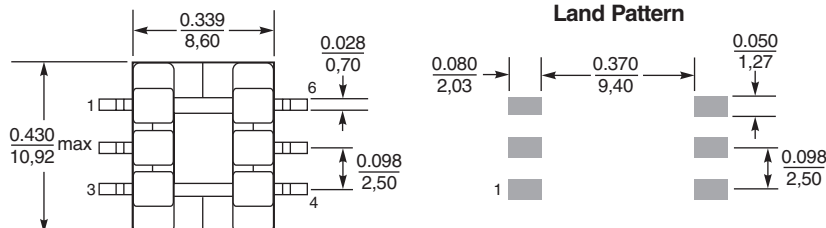
5. Electrical specifications at 25°C.

Refer to Doc 362 "Soldering Surface Mount Components" before soldering.



Dimensions are in inches/mm

Recommended Land Pattern



Coilcraft
www.coilcraft.com

US +1-847-639-6400 sales@coilcraft.com

UK +44-1236-730595 sales@coilcraft-europe.com

Taiwan +886-2-2264 3646 sales@coilcraft.com.tw

China +86-21-6218 8074 sales@coilcraft.com.cn

Singapore + 65-6484 8412 sales@coilcraft.com.sg

Document 601 Revised 03/07/07

© Coilcraft Inc. 2021

This product may not be used in medical or high risk applications without prior Coilcraft approval. Specification subject to change without notice. Please check web site for latest information.

Mouser Electronics

Authorized Distributor

Click to View Pricing, Inventory, Delivery & Lifecycle Information:

[Coilcraft:](#)

[FA2470-ALD](#) [FA2469-ALD](#) [FA2469-ALB](#) [FA2470-ALB](#)