


Power Inductors – DR0608 Series



- Small footprint power inductors designed for maximum efficiency and low cost.
- Ideal for noise filtering in power amplifiers, power supplies and speaker crossover networks.
- Inductance values from 3.3 to 1000 μH , most at 10% tolerance
- Current ratings up to 6.4 Amps with only 0.012 Ohms DCR
- Industry-standard pin spacings; protective PVC sleeve

Core material Ferrite

Terminations RoHS compliant tin-silver over tin over copper over steel

Weight: 1.0 – 1.3 g

Ambient temperature -40°C to $+85^{\circ}\text{C}$ with (40°C rise) Irms current.

Maximum part temperature $+125^{\circ}\text{C}$ (ambient + temp rise). [Derating](#).

Storage temperature Component: -40°C to $+125^{\circ}\text{C}$.

Tray packaging: -40°C to $+80^{\circ}\text{C}$

Moisture Sensitivity Level (MSL) 1 (unlimited floor life at $<30^{\circ}\text{C}$ / 85% relative humidity)

Failures in Time (FIT) / Mean Time Between Failures (MTBF)

38 per billion hours / 26,315,789 hours, calculated per Telcordia SR-332

Packaging 300 parts per tray; 1200 parts in optional fan-fold tape

PCB washing Tested to MIL-STD-202 Method 215 plus an additional aqueous wash. See [Doc787_PCB_Washing.pdf](#).

Part number ¹	Inductance ² (μH)	DCR max (Ohms)	SRF typ ³ (MHz)	Isat (A) ⁴			Irms (A) ⁵	
				10% drop	20% drop	30% drop	20°C rise	40°C rise
DR0608-332L	3.3 $\pm 20\%$	0.012	40	5.3	6.1	6.4	5.0	7.5
DR0608-472L	4.7 $\pm 20\%$	0.018	36	4.6	5.4	5.8	4.6	6.9
DR0608-562L	5.6 $\pm 20\%$	0.022	32	4.6	5.2	5.5	4.2	6.3
DR0608-682L	6.8 $\pm 20\%$	0.025	30	3.9	4.5	4.8	3.8	5.7
DR0608-822L	8.2 $\pm 20\%$	0.028	25	3.6	4.1	4.4	3.4	5.1
DR0608-103L	10 $\pm 10\%$	0.035	23	3.2	3.6	4.0	3.0	4.5
DR0608-123L	12 $\pm 10\%$	0.045	20	2.8	3.2	3.5	2.8	4.2
DR0608-153L	15 $\pm 10\%$	0.052	19	2.7	3.0	3.2	2.7	4.0
DR0608-183L	18 $\pm 10\%$	0.065	17	2.4	2.7	2.9	2.5	3.7
DR0608-223L	22 $\pm 10\%$	0.078	16	2.1	2.5	2.7	2.3	3.4
DR0608-273L	27 $\pm 10\%$	0.086	12	1.9	2.2	2.4	2.2	3.2
DR0608-333L	33 $\pm 10\%$	0.12	11	1.7	2.0	2.2	2.0	2.9
DR0608-393L	39 $\pm 10\%$	0.13	10	1.6	1.9	2.0	1.8	2.6
DR0608-473L	47 $\pm 10\%$	0.16	9.5	1.4	1.7	1.8	1.7	2.4
DR0608-563L	56 $\pm 10\%$	0.19	9.0	1.3	1.5	1.7	1.5	2.1
DR0608-683L	68 $\pm 10\%$	0.25	9.0	1.3	1.4	1.5	1.3	1.8
DR0608-823L	82 $\pm 10\%$	0.28	7.0	1.2	1.3	1.4	1.2	1.6
DR0608-104L	100 $\pm 10\%$	0.38	6.5	1.0	1.2	1.3	1.0	1.3
DR0608-124L	120 $\pm 10\%$	0.42	6.0	0.96	1.0	1.1	0.94	1.23
DR0608-154L	150 $\pm 10\%$	0.50	5.5	0.83	0.93	1.0	0.88	1.15
DR0608-184L	180 $\pm 10\%$	0.65	5.0	0.76	0.85	0.93	0.82	1.08
DR0608-224L	220 $\pm 10\%$	0.73	4.8	0.73	0.83	0.89	0.76	1.00
DR0608-274L	270 $\pm 10\%$	0.96	4.0	0.69	0.77	0.82	0.70	0.93
DR0608-334L	330 $\pm 10\%$	1.11	3.7	0.60	0.68	0.72	0.64	0.85
DR0608-394L	390 $\pm 10\%$	1.25	3.0	0.59	0.66	0.70	0.58	0.78
DR0608-474L	470 $\pm 10\%$	1.60	2.8	0.50	0.56	0.61	0.52	0.70
DR0608-564L	560 $\pm 10\%$	1.85	2.5	0.47	0.53	0.56	0.46	0.63
DR0608-684L	680 $\pm 10\%$	2.40	2.5	0.43	0.48	0.51	0.40	0.55
DR0608-824L	820 $\pm 10\%$	2.70	2.1	0.40	0.45	0.48	0.34	0.48
DR0608-105L	1000 $\pm 10\%$	3.00	2.1	0.35	0.40	0.43	0.30	0.40

1. To order parts packaged in optional fanfold tape (1200 parts per box), add the letter "F" at the end of the part number, e.g. DR0608-824LF
2. Inductance tested at 100 kHz, 0.1 Vrms, 0 Adc on an Agilent/HP 4284A LCR-meter or equivalent.
3. SRF measured using an Agilent/HP 4191A or equivalent.

4. DC current at 25°C that causes the specified inductance drop from its value without current. [Click for temperature derating information](#).
5. Current that causes the specified temperature rise from 25°C ambient. This information is for reference only and does not represent absolute maximum ratings. [Click for temperature derating information](#).
6. Electrical specifications at 25°C .



www.coilcraft.com

US +1-847-639-6400 sales@coilcraft.com
UK +44-1236-730595 sales@coilcraft-europe.com
Taiwan +886-2-2264 3646 sales@coilcraft.com.tw
China +86-21-6218 8074 sales@coilcraft.com.cn
Singapore + 65-6484 8412 sales@coilcraft.com.sg

Document 275-1 Revised 02/04/20

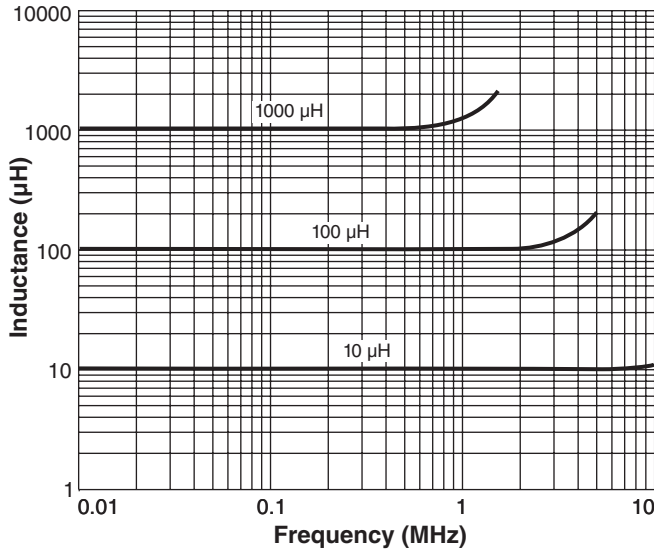
© Coilcraft Inc. 2020

This product may not be used in medical or high risk applications without prior Coilcraft approval. Specification subject to change without notice. Please check web site for latest information.

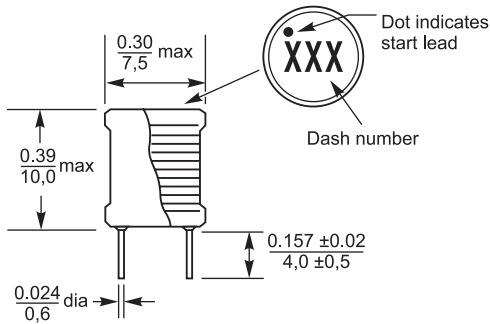
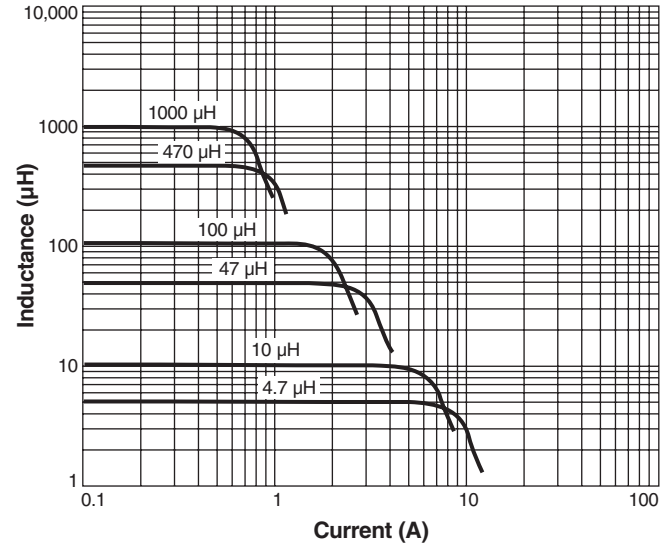


Power Inductors - DR0608 Series

Typical L vs Frequency



Typical L vs Current



Dimensions are in $\frac{\text{inches}}{\text{mm}}$

Mouser Electronics

Authorized Distributor

Click to View Pricing, Inventory, Delivery & Lifecycle Information:

Coilcraft:

[DR0608-334LF](#) [DR0608-334L](#) [DR0608-224L](#) [DR0608-683L](#) [DR0608-153L](#) [DR0608-223L](#) [DR0608-333L](#) [DR0608-184L](#) [DR0608-183L](#) [DR0608-394L](#) [DR0608-473L](#) [DR0608-564L](#) [DR0608-124L](#) [DR0608-472L](#) [DR0608-103L](#) [DR0608-474L](#) [DR0608-105L](#) [DR0608-682L](#) [DR0608-154L](#) [DR0608-562L](#) [DR0608-823L](#) [DR0608-104L](#) [DR0608-684L](#) [DR0608-332L](#) [DR0608-273L](#) [DR0608-123L](#) [DR0608-824L](#) [DR0608-563L](#) [DR0608-274L](#) [DR0608-822L](#) [DR0608-393L](#)